

Federal Research and Development (R&D) Funding: FY2026

Updated December 23, 2025

Congressional Research Service

<https://crsreports.congress.gov>

R48694



Federal Research and Development (R&D) Funding: FY2026

The U.S. government supports a broad range of scientific and engineering research and development (R&D). Most of the R&D funded by the federal government is performed in support of the unique missions of individual funding agencies. Congress typically provides R&D appropriations through the annual appropriations process, including through 9 of the 12 regular appropriations bills, supplemental appropriations, or continuing resolutions.

Using information provided by the Office of Management and Budget (OMB) regarding funding for activities and assets characterized as R&D, CRS calculated that President Trump's budget proposal for FY2026 includes approximately \$181.4 billion for R&D, \$10.7 billion (-6%) below the FY2025 estimated level of \$192.2 billion (see figure). The requested \$181.4 billion, which includes advance and supplemental appropriations, would support federal investments in the conduct of R&D as well as R&D-related physical assets (such as the construction of R&D facilities or equipment).

Approximately 92% of the total R&D funding requested in the President's FY2026 budget would go to five agencies—the Department of Defense (DOD), which is “using a secondary Department of War designation” under Executive Order 14347 of September 5, 2025; the National Institutes of Health (NIH); the Department of Energy (DOE); the National Aeronautics and Space Administration (NASA); and the National Science Foundation (NSF)—with DOD (62%) and NIH (15%), combined, accounting for 77% of all proposed federal R&D funding. Under the President's FY2026 budget proposal, R&D funding would decrease, relative to FY2025 estimates, for four of these five agencies. DOD would see the only increase in R&D funding, relative to FY2025 estimates (up \$21.0 billion, 23%, to \$112.9 billion). According to OMB, DOD's budget request assumes \$37.1 billion in supplemental R&D funding for FY2026, without which DOD R&D funding would decrease by \$16.1 billion (-18%) compared with FY2025 amounts.

Following a lapse in appropriations, the 119th Congress passed and the President signed into law P.L. 119-37, which consolidated the following appropriations measures that provide funding for R&D in FY2026: the Continuing Appropriations Act, 2026 (Division A; discussed in “FY2026 Continuing Appropriations”), and two regular appropriations bills—the Agriculture, Rural Development, Food and Drug Administration, and Related Agency Appropriations Act, 2026 (Division B), and the Military Construction, Veterans Affairs, and Related Agencies Appropriations Act, 2026 (Division D).

Beyond the two enacted full-year appropriations bills that provide R&D funding for FY2026, as of the date of this report, the House has passed two of the nine regular appropriations bills expected to provide the majority of R&D funding in FY2026: the Energy and Water Development and Related Agencies Appropriations Act, 2026 (H.R. 4553), and the Department of Defense Appropriations Act, 2026 (H.R. 4016)—and the Senate has not advanced any additional appropriations bills expected to provide FY2026 R&D funding. Various House and Senate committees have also advanced appropriations proposals containing R&D funding for FY2026. Committee-level funding proposals for the five agencies expected to receive the majority of R&D funding for FY2026 are also included in this report's analysis.

As it continues to act on the FY2026 appropriations process, Congress may consider a number of issues regarding the proposed federal R&D funding levels. First, the President's FY2026 budget request appears to signal a shift in R&D funding away from civilian agencies to military components under DOD. Second, though Congress provided funding for R&D in FY2025 at FY2024 levels, the President's budget proposal estimates FY2025 R&D funding at 5% below the actual FY2024 amount, potentially signaling a shifting of resources away from R&D to non-R&D activities within agency accounts that support both, among other potential explanations. Third, federal agencies that support R&D may enter FY2026 with reduced staffing compared with FY2025 levels. Should Congress decide to maintain or increase current R&D funding levels, factors such as staffing reductions (as well as any future reductions) may affect how federal agencies execute their budget authority for FY2026.

R48694

December 23, 2025

Emily G. Blevins,
Coordinator

Analyst in Science and
Technology Policy

Joe Angert

Research Assistant

Marcy E. Gallo

Analyst in Science and
Technology Policy

Laurie Harris

Analyst in Science and
Technology Policy

Todd Kuiken

Analyst in Science and
Technology Policy

Rachel Lindbergh

Analyst in Science and
Technology Policy

Kavya Sekar

Specialist in Health Policy

Contents

Introduction	1
The President’s FY2026 Budget Proposal.....	3
R&D Appropriations Overview.....	11
FY2026 Appropriations Status	12
FY2026 Continuing Appropriations	13
FY2025 Reconciliation	13
FY2026 R&D Funding by Agency and Department	14
Department of Defense.....	14
DOD RDT&E Funding by Character of Work.....	17
Supplemental Funding: Reconciliation and Disaster Relief.....	17
Office of the Director of Operational Test and Evaluation	18
National Institutes of Health.....	19
NIH Restructuring.....	21
Advanced Research Projects Agency for Health.....	22
Potential Impact on Science	23
Department of Energy	27
Potential Impact on DOE’s Science Account.....	31
Potential Impact on National-Security-Related R&D	32
Potential Impact on Energy-Related R&D	32
Indirect Cost Rates	33
National Aeronautics and Space Administration	34
Changes in Staffing Levels	37
Potential Impact on NASA’s Science Account.....	38
Potential Impact on NASA’s Applied Research Portfolio	40
National Science Foundation.....	41
Funding Rates for R&D	46
Investments in Research Infrastructure	47
Priority Research Areas.....	48
Conclusion.....	48

Figures

Figure 1. Federal Research and Development (R&D) Funding, FY2024-FY2026 Request.....	5
Figure 2. Crosscut Budget Amounts for Federal Research and Development (R&D) Funding, President’s FY2026 Request Compared with FY2025 Estimated Levels	9
Figure 3. Department of Defense (DOD) Research, Development, Test, and Evaluation (RDT&E) Funding by Account/Program, President’s FY2026 Request Compared with FY2025 Levels	15
Figure 4. National Institutes of Health (NIH) Funding by Account/Program, President’s FY2026 Request Compared with FY2025 Levels.....	20
Figure 5. Proposed National Institutes of Health (NIH) Reorganization for FY2026.....	22
Figure 6. Selected Department of Energy (DOE) R&D Funding by Account/Program, President’s FY2026 Request Compared with FY2025 Levels	28

Figure 7. National Aeronautics and Space Administration (NASA) Funding by Account/Program, President’s FY2026 Request Compared with FY2025 Levels	35
Figure 8. National Science Foundation (NSF) Funding by Account/Program, President’s FY2026 Request Compared with FY2025 Levels.....	42

Tables

Table 1. Federal Research and Development (R&D) Funding, FY2024-FY2026 Request	4
Table 2. Crosscut Budget Amounts for Federal Research and Development (R&D) Funding, FY2024-FY2026 Request	10
Table 3. Alignment of Agency Research and Development (R&D) Funding and Regular Appropriations Bills	11
Table 4. Department of Defense (DOD) Research, Development, Test, and Evaluation (RDT&E)	16
Table 5. National Institutes of Health (NIH) Funding	23
Table 6. Selected Department of Energy (DOE) R&D and Related Activities	29
Table 7. National Aeronautics and Space Administration (NASA) Funding	36
Table 8. National Aeronautics and Space Administration (NASA) Full-Time Equivalent (FTE) Positions by Account	37
Table 9. National Science Foundation (NSF) Funding.....	44
Table 10. National Science Foundation (NSF) R&D Funding	45

Contacts

Author Information.....	50
-------------------------	----

Introduction

The federal government has played an important role in supporting research and development (R&D) efforts that have led to scientific breakthroughs and new technologies, from the internet and communications satellites to defenses against disease. Generally, rationales for past, current, and future federal R&D support have focused on the potential returns on such investments related to national defense, public health, public safety, the environment, and energy security; advancing knowledge generally; developing the U.S. scientific and engineering workforce; and strengthening the innovative capacity and global competitiveness of U.S. institutions and firms.

The 119th Congress is engaged in a range of legislative activities focused on the U.S. R&D enterprise, including authorizations, appropriations, and oversight of federal R&D programs and policies. Executive and legislative branch decisions about the prioritization of R&D have broadly included long-standing agency mission objectives and efforts to promote the competitiveness of the United States in the global economy. In recent years, federal budget caps have also informed such decisionmaking—both in the context of the entire federal budget and among competing needs within the federal R&D portfolio.¹

There is no single, centralized source of federal R&D funds. Rather, the U.S. government supports a broad range of scientific and engineering R&D, the majority of which is performed in support of the unique missions of individual funding agencies. Each agency typically develops its R&D budget internally as part of its overall budget development process (and in coordination with other agencies for multiagency initiatives and programs). R&D funding may be included either in appropriations accounts that are entirely devoted to R&D or in accounts that also include funding for non-R&D activities. Agency R&D budgets may include funding for the conduct of R&D, facilities and equipment for R&D, or both. Agency budgets are reviewed, revised, and approved by the Office of Management and Budget (OMB) and become part of the President’s annual budget submission to Congress. The federal R&D budget is then calculated by aggregating the R&D activities of all federal agencies.

Congress plays a central role in defining the nation’s R&D priorities as it makes decisions about the level and allocation of R&D funding—overall, within agencies, and for specific programs (the **text box** below provides definitions of selected terms associated with federal R&D funding). As Congress acts on the FY2026 appropriations process, it faces two overarching issues regarding support for R&D: the amount of the federal budget to be spent on federal R&D and the prioritization and allocation of the available funding.

This report begins with the status of FY2026 appropriations, including an overview of the regular appropriations bills that typically include R&D funding as well as additional legislation in the 119th Congress that may affect FY2026 appropriations. The report also provides a high-level discussion of the overall funding level of R&D in President Trump’s FY2026 budget request, followed by analyses of requested R&D funding across the following five agencies and departments that account for approximately 92% of total federal R&D funding requested for FY2026: the Department of Defense (DOD), which is “using a secondary Department of War designation” under Executive Order 14347 of September 5, 2025 (62%);² the National Institutes

¹ For example, the Budget Control Act of 2011 (P.L. 112-25) imposed caps on discretionary spending through FY2021, and the Fiscal Responsibility Act of 2023 (P.L. 118-5) set new caps on defense and nondefense discretionary spending for FY2024 and FY2025. For more information, see CRS Insight IN12340, *The FY2025 President’s Budget in Historical Context*, by D. Andrew Austin.

² Executive Order 14347 of September 5, 2025, “Restoring the United States Department of War,” 90 *Federal Register* 43893, September 10, 2025.

of Health (NIH; 15%); the Department of Energy (DOE; 9%); the National Aeronautics and Space Administration (NASA; 4%); and the National Science Foundation (NSF; 2%).

Unless otherwise noted in this report, all current- and prior-year funding totals are expressed in current dollars. Likewise, all references to R&D funding amounts for FY2024, FY2025, and FY2026 follow the accounting methodology used by OMB in preparing the President’s FY2026 budget proposal, which is outlined in the *Technical Supplement to the 2026 Budget*:

- FY2024 amounts include actual transactions and balances, as recorded in agency accounts;
- FY2025 amounts include enacted appropriations provided by the Full-Year Continuing Appropriations and Extensions Act, 2025 (P.L. 119-4, Division A), and “may also include indefinite appropriations on the basis of amounts likely to be required”; and
- FY2026 amounts include requested funding levels for all programs, including advance appropriations—notably, anticipated amounts provided by an FY2025 budget reconciliation measure (discussed further in “FY2025 Reconciliation”).³

³ Office of Management and Budget (OMB), *Technical Supplement to the 2026 Budget: Appendix*, May 30, 2025, p. 4, https://www.whitehouse.gov/wp-content/uploads/2025/05/appendix_fy2026.pdf (hereinafter OMB, *Technical Supplement to the 2026 Budget: Appendix*).

Federal Research and Development (R&D)-Related Terms Used in the Federal Budget Process

Though boundaries separating one type of R&D activity from another may not always be clear or seem relevant in practice, where such lines are drawn and how various R&D activities are defined and categorized directly inform the federal budget process. The White House Office of Management and Budget (OMB) provides definitions for R&D activities to be used in the identification and collection of federal R&D spending across federal agencies and departments in OMB Circular A-11: *Preparation, Submission, and Execution of the Budget*.⁴ OMB's definitions have also varied over time. For example, as of FY2017, OMB replaced the R&D category "development" with a subset referred to as "experimental development" to better align its data with those collected by the National Science Foundation and to be consistent with international standards. OMB thus omits "non-experimental development" funding (which the Department of Defense [DOD; which is "using a secondary Department of War designation" under Executive Order 14347 of September 5, 2025] categorizes under Budget Activities 6.7 and 6.8) from the calculation of DOD and total federal R&D funding levels. OMB Circular A-11 provides the following definitions for terms that are referenced throughout this report's analysis of federal R&D funding:

- **Conduct of R&D:** "Research and experimental development activities are defined as creative and systematic work undertaken in order to increase the stock of knowledge—including knowledge of people, culture, and society—and to devise new applications using available knowledge."
- **Basic Research:** "Basic research is defined as experimental or theoretical work undertaken primarily to acquire new knowledge of the underlying foundations of phenomena and observable facts. Basic research may include activities with broad or general applications in mind, such as the study of how plant genomes change, but should exclude research directed towards a specific application or requirement, such as the optimization of the genome of a specific crop species."
- **Applied Research:** "Applied research is defined as original investigation undertaken in order to acquire new knowledge. Applied research is, however, directed primarily towards a specific practical aim or objective."
- **Experimental Development:** "Experimental development is defined as creative and systematic work, drawing on knowledge gained from research and practical experience, which is directed at producing new products or processes or improving existing products or processes. Like research, experimental development will result in gaining additional knowledge."
- **R&D Equipment:** R&D equipment includes amounts for major equipment for R&D. It includes "acquisition, design, or production of major movable equipment, such as mass spectrometers, research vessels, DNA sequencers, and other major movable instruments for use in R&D activities." It includes "programs of \$1 million or more that are devoted to the purchase or construction of R&D major equipment."
- **R&D Facilities:** R&D facilities includes amounts for the "construction of facilities that are necessary for the execution of an R&D program. This may include land, major fixed equipment, and supporting infrastructure such as a sewer line, or housing at a remote location."

The President's FY2026 Budget Proposal

On May 2, 2025, President Trump sent his initial FY2026 appropriations request to Congress, which included broad budgetary outlines, reductions, additions, and initiatives.⁵ On May 30, 2025, OMB released the *Technical Supplement to the FY2026 Budget*, which included the *Appendix* and *Crosscut Tables*, and provided additional details regarding amounts for R&D included in the President's request.⁶

⁴ OMB, *Preparation, Submission, and Execution of the Budget*, Circular A-11, July 2024, <https://www.whitehouse.gov/wp-content/uploads/2018/06/a11.pdf>.

⁵ OMB, *The President's FY 2026 Discretionary Budget Request*, May 2, 2025, <https://www.whitehouse.gov/omb/information-resources/budget/the-presidents-fy-2026-discretionary-budget-request>.

⁶ OMB, *Technical Supplement to the 2026 Budget: Appendix*; and OMB, *Technical Supplement to the 2026 Budget: Crosscut Tables*, May 30, 2025, <https://www.whitehouse.gov/wp-content/uploads/2025/04/BUDGET-2026-CROSSCUT.pdf>.

The *Technical Supplement to the FY2026 Budget* did not include an analysis of proposed government-wide R&D funding levels, which, in prior years, has been included in the *Analytical Perspectives* supplement.⁷ Rather, CRS calculated the requested federal-government-wide R&D funding totals described in this section using information provided directly to CRS by OMB.⁸ According to OMB, proposed R&D funding amounts included in the President’s budget request include supplemental and advance appropriations.

Using information provided by OMB, CRS calculated that the President’s proposed FY2026 budget includes approximately \$181.4 billion for R&D, \$10.7 billion (6%) below the FY2025 estimated level of \$192.2 billion (see **Table 1**).⁹ The requested \$181.4 billion would support federal investments in the conduct of R&D as well as R&D-related physical assets (such as the construction of R&D facilities or equipment).

**Table 1. Federal Research and Development (R&D) Funding,
FY2024-FY2026 Request**

(budget authority, in millions of current dollars)

FY2024 Actual	FY2025 Estimate	FY2026 Request	FY2025 Estimate-FY2026 Request	
			Dollar Change	Percentage Change
202,312	192,154	181,413	-10,741	-5.6%

Source: CRS calculated R&D funding totals using information provided by the Office of Management and Budget (OMB); OMB, email communication with author, July 2, 2025.

Notes: FY2024 total includes actual transactions and balances, as recorded in agency accounts; FY2025 total includes enacted amounts provided by the Full-Year Continuing Appropriations and Extensions Act, 2025 (P.L. 119-4, Division A), and “may also include indefinite appropriations on the basis of amounts likely to be required”; and FY2026 total includes proposed appropriations for all programs, per the description in OMB, *Technical Supplement to the 2026 Budget: Appendix*, May 30, 2025, p. 4, https://www.whitehouse.gov/wp-content/uploads/2025/05/appendix_fy2026.pdf.

Using information provided by OMB, CRS also calculated that total estimated R&D funding for FY2025 (\$192.2 billion) represents a 5% decrease from actual R&D funding reported for FY2024. CRS used information provided by OMB to calculate *actual* R&D funding totals for FY2024 (i.e., R&D-related transactions and balances recorded by agency accounts) and *estimated*

⁷ See, for example, OMB, “Research and Development,” in *Analytical Perspectives, Budget of the United States Government*, <https://www.govinfo.gov/app/collection/budget>, for FY2017 through FY2025. Relative to data CRS received directly from OMB, more limited information regarding R&D funding levels included in the President’s budget proposal is published in OMB’s *Technical Supplement to the 2026 Budget: Crosscut Tables*. Specifically, Table 2-2 compiles budgetary data reported by agencies to OMB regarding federal investments classified as supporting the “conduct of research and development.” These totals do not include proposed federal investments in the construction of R&D facilities and equipment, which agencies classify as “physical assets” for the purpose of reporting budgetary data to OMB. See, OMB, “Table 2-2. Federal Investment Budget Authority and Outlays: Grant and Direct Federal Programs,” in *Technical Supplement to the 2026 Budget: Crosscut Tables*, May 30, 2025, p. 43, <https://www.whitehouse.gov/wp-content/uploads/2025/04/BUDGET-2026-CROSSCUT.pdf>.

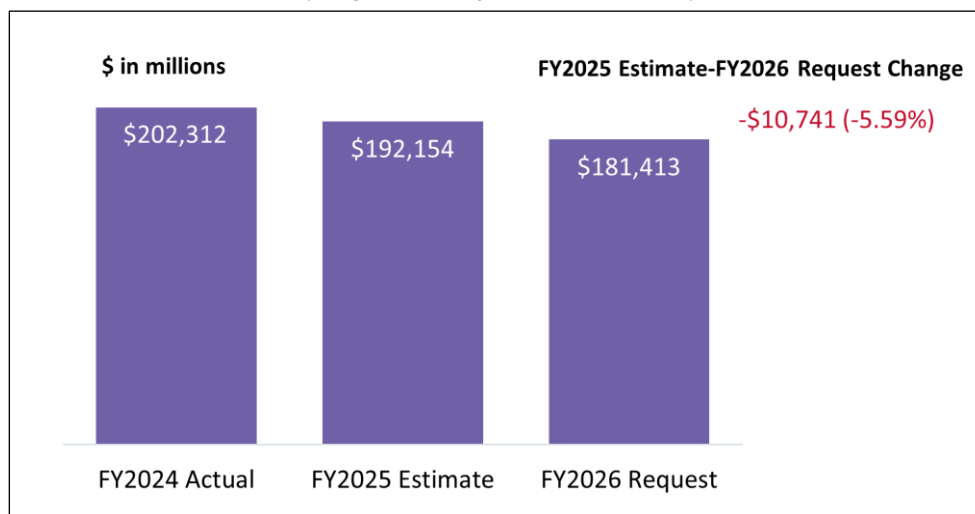
⁸ OMB, email communication with author, July 7, 2025.

⁹ The President’s FY2026 proposal, presented in the *Technical Supplement to the 2026 Budget: Appendix*, includes advance appropriations provided to agencies for FY2026, unless otherwise specified. See OMB, “Advance Appropriations,” in *Technical Supplement to the 2026 Budget: Appendix*, May 30, 2025, p. 1167, <https://www.govinfo.gov/content/pkg/BUDGET-2026-APP/pdf/BUDGET-2026-APP.pdf>. Additionally, FY2025 amounts include enacted appropriations under Full-Year Continuing Appropriations and Extensions Act, 2025 (P.L. 119-4, Division A), and “may also include indefinite appropriations on the basis of amounts likely to be required.” See OMB, “Detailed Budget Estimates,” in *Technical Supplement to the 2026 Budget: Appendix*, May 30, 2025, p. 4.

R&D funding totals for FY2025 (see **Figure 1**). According to OMB, estimated R&D funding for FY2025 includes amounts provided by the Full-Year Continuing Appropriations and Extensions Act, 2025 (P.L. 119-4, Division A), and “may also include indefinite appropriations on the basis of amounts likely to be required.”¹⁰

**Figure 1. Federal Research and Development (R&D) Funding,
FY2024-FY2026 Request**

(budget authority, in current dollars)



Source: CRS calculated R&D funding totals using information provided by the Office of Management and Budget (OMB); OMB, email communication with author, July 2, 2025.

Notes: FY2024 total includes actual transactions and balances, as recorded in agency accounts; FY2025 total includes enacted amounts provided by the Full-Year Continuing Appropriations and Extensions Act, 2025 (P.L. 119-4, Division A), and “may also include indefinite appropriations on the basis of amounts likely to be required”; and FY2026 total includes proposed appropriations for all programs, per the description in OMB, *Technical Supplement to the 2026 Budget: Appendix*, May 30, 2025, p. 4, https://www.whitehouse.gov/wp-content/uploads/2025/05/appendix_fy2026.pdf.

Though P.L. 119-4 appropriated FY2025 funding for the executive branch at FY2024 levels, several scenarios, or a combination thereof, could account for the reported 5% decrease. Given available information, CRS is unable to determine the exact cause. One reason for the decrease could be that FY2024 actual levels include funds appropriated for prior fiscal years. For example, Congress has authorized DOD to obligate (i.e., commit funds to be spent for specific purposes) research, development, test, and evaluation (RDT&E) appropriations over a two-year period. This means that FY2023 appropriations may be obligated and/or expended in FY2023 and FY2024. Though not included in FY2024 appropriations legislation, amounts obligated and/or expended during FY2024 would be reflected in actual FY2024 levels reported by DOD. Another reason could be that supplemental funding provided for R&D in FY2024 may be reported as actual FY2024 R&D spending, which would increase the total above the amount provided for FY2024 through regular appropriations. Additionally, for FY2025, the estimated R&D spending level reported by OMB could be lower than the enacted level because it includes rescissions of unobligated balances in R&D accounts funded by FY2025 appropriations or because it includes transfers of budget authority between R&D and non-R&D accounts (above or below the reporting threshold). OMB’s estimated R&D spending level for FY2025 also could reflect the

¹⁰ OMB, *Technical Supplement to the 2026 Budget: Appendix*, May 30, 2025, p. 4, https://www.whitehouse.gov/wp-content/uploads/2025/05/appendix_fy2026.pdf.

Administration's shifting of funds away from R&D to support other activities within accounts that are hybrid in nature (e.g., support both R&D- and non-R&D-related activities).

The following analysis of the President's FY2026 request examines proposed federal-government-wide R&D investments. It compares R&D funding across agencies and departments, noting potential shifts in the Administration's R&D priorities writ large. Subsequent sections of this report examine proposed federal R&D investments at the individual agency or department level. Individual agency and department analyses examine R&D funding and priorities at program and account levels, and highlight selected R&D policy considerations to inform congressional appropriations and oversight activities.

Each perspective may provide unique insights and also involve certain limitations. For example, though government-wide analysis may reveal the Administration's overarching R&D-related priorities (e.g., defense vs. non-defense R&D investments), it may not capture certain program or account-level details (e.g., proposed program terminations) visible only when examining individual department or agency funding requests.

Analyzing federal-wide R&D funding levels in the President's FY2026 proposal involves a number of considerations, some of which may relate to technical details regarding budgetary data contained in the request, among other potential issues. Selected factors and considerations are detailed in the following **text box**.

Technical and Practical Considerations Associated with Analyzing the FY2026 Budget Request

Several factors complicate the analysis of changes in R&D funding for FY2026, both in aggregate and for selected agencies:

First, requested R&D funding levels in the President's proposal are in the form of *budget authority*, which refers to the authority provided by appropriations in federal law for agencies to enter into contracts or other financial obligations. Agency execution of budget authority for the remainder of FY2025 and into FY2026 is currently in flux, as reported grant terminations, frozen funds, and staffing reductions could affect normal agency operations. Likewise, other actions such as the rescission of unobligated balances could distort analysis of the President's FY2026 budget request compared with current and prior fiscal years since rescinded funding might appear in historical reporting of funding but may not be captured in current reporting.

Second, the government-wide analysis in this report is based on data from OMB that include *advance appropriations* (i.e., appropriations provided in an act signed in one fiscal year for a future fiscal year) that become available in FY2026, *supplemental appropriations* (i.e., additional appropriations provided in an act that become available during a fiscal year), and new funding requested for FY2026.¹¹ In contrast, individual agency analyses in this report are based on agency budget justifications and generally do not include advance or supplemental appropriations. Thus, R&D funding totals included in tables and figures displaying agency- and program-level data may not include advance or supplemental appropriations amounts. When agencies received advance or supplemental appropriations for the fiscal years described in this report, amounts are stated in table footnotes and accompanying analysis.

Third, because the government-wide analysis in this report is based on OMB data, which includes advance and supplemental appropriations at requested FY2026 levels, agency or department R&D funding totals presented in the federal crosscut analysis may be greater than totals presented in subsequent sections of this report. For example, FY2026 amounts requested for DOD R&D, as reported in OMB data, include an estimated \$37.1 billion provided by the anticipated enactment of the FY2025 reconciliation act (P.L. 119-21).¹²

In addition, inconsistency among agencies in reporting R&D activities and the inclusion of R&D activities in accounts with non-R&D activities may result in different figures being reported by OMB and by individual agency budget justifications, such as those referenced in the agency-specific budget analyses that appear later in this report.

Under the President's FY2026 budget proposal, five agencies would account for approximately 92% of total federal R&D funding—DOD, NIH, DOE, NASA, and NSF—with DOD (62%) and NIH (15%), combined, accounting for 77% of all proposed federal R&D funding. R&D funding would decrease, relative to FY2025 estimates, for four of these five agencies (see **Figure 2** and **Table 2**). DOD would see the only increase in R&D funding. Funding-level changes for each of these five agencies are as follows:

- **NIH:** NIH would see the largest dollar decrease in R&D funding—down \$19.0 billion (-41%) to \$27.0 billion.
- **NSF:** NSF would see the largest percentage decrease in R&D funding—down \$3.9 billion (-55%) to \$3.1 billion.
- **DOE:** DOE R&D investments would decrease by \$3.2 billion (-16%) to \$16.7 billion.

¹¹ An *advance appropriation* is “one made to become available one year or more beyond the year for which the appropriations act is passed.” For example, the Infrastructure Investment and Jobs Act (IIJA; P.L. 117-58, Division J) “was enacted in fiscal year 2022 and provided advance appropriations for several programs that become available in fiscal years 2023 through 2026.” See OMB, “Advance Appropriations,” in *Technical Supplement to the 2026 Budget: Appendix*, p. 1167.

¹² According to OMB's *Technical Supplement to the 2026 Budget: Department of Defense Appendix*, “the administration assumes enactment of a reconciliation bill later this year that will include resources for defense. Of those resources, the Administration assumes \$37 billion for research and development in FY 2026.” See OMB, “Research, Development, Test, and Evaluation,” in *Technical Supplement to the 2026 Budget: Department of Defense Appendix*, p. 65, <https://www.govinfo.gov/content/pkg/BUDGET-2026-DOD/pdf/BUDGET-2026-DOD.pdf>.

- **NASA:** NASA R&D investments would decrease by \$3.8 billion (-34%) to \$7.2 billion.
- **DOD:** DOD R&D investments would increase by \$21 billion (23%) to \$112.9 billion—largely as a result of supplemental appropriations that the request anticipates will be provided by P.L. 119-21.¹³ Absent the anticipated \$37.1 billion provided to DOD through reconciliation, the requested funding level for DOD R&D in FY2026 would decrease by \$16.1 billion (-18%) compared with the FY2025 amount.

Absent the \$37.1 billion in reconciliation funding that the President's FY2026 proposal anticipates, requested R&D investments in FY2026 would be \$143.4 billion—a decrease of \$48.7 billion (-25%) compared with estimated R&D investments in FY2025.

The President's proposed FY2026 budget also includes R&D funding for a number of other federal departments and agencies that, together, would comprise the remaining 8% of total R&D funding requested (see **Figure 2** and **Table 2**).

¹³ See footnote 11.

Figure 2. Crosscut Budget Amounts for Federal Research and Development (R&D) Funding, President’s FY2026 Request Compared with FY2025 Estimated Levels
(budget authority, in current dollars)

	\$ change (in millions)	% change
Department of Health and Human Services	-\$18,443	▼ 37.83%
<i>National Institutes of Health</i>	-\$19,004	▼ 41.30%
National Science Foundation	-\$3,885	▼ 55.33%
National Aeronautics and Space Administration	-\$3,751	▼ 34.13%
Department of Energy	-\$3,220	▼ 16.16%
Department of Agriculture	-\$843	▼ 25.27%
Department of Commerce	-\$745	▼ 19.19%
Department of Education	-\$331	▼ 75.57%
Department of the Interior	-\$278	▼ 43.99%
Environmental Protection Agency	-\$178	▼ 33.40%
Smithsonian Institution	-\$61	▼ 17.33%
Department of Transportation	-\$43	▼ 2.94%
Department of Justice	-\$27	▼ 32.53%
Tennessee Valley Authority	-\$11	▼ 12.94%
Consumer Product Safety Commission	-\$1	▼ 100.00%
Department of State	\$0	-0.00%
Corps of Engineers–Civil Works	\$0	-0.00%
International Assistance Programs	\$0	-0.00%
Social Security Administration	\$0	-0.00%
Postal Service	\$0	-0.00%
Nuclear Regulatory Commission	\$2	▲ 3.13%
Department of Veterans Affairs	\$25	▲ 1.36%
Department of Homeland Security	\$37	▲ 8.03%
Department of Defense–Military Programs	\$21,012	▲ 22.87%
Grand Total	-\$10,741	▼ 5.59%

Source: CRS calculated R&D funding totals using information provided by the Office of Management and Budget (OMB); OMB, email communication with author, July 2, 2025.

Notes: FY2025 totals include enacted amounts provided by the Full-Year Continuing Appropriations and Extensions Act, 2025 (P.L. 119-4, Division A), and “may also include indefinite appropriations on the basis of amounts likely to be required”; FY2026 totals include proposed appropriations for all programs, per the description in OMB, *Technical Supplement to the 2026 Budget: Appendix*, May 30, 2025, p. 4, https://www.whitehouse.gov/wp-content/uploads/2025/05/appendix_fy2026.pdf. Components may not sum to totals because of rounding. Program- or account-level totals shown in italics are considered *non-adds*, that is, components included for illustrative purposes and not counted as separate line items when generating figure totals. Departments and agencies are listed in descending order according to greatest dollar amount change from FY2025 to the FY2026 request.

Table 2. Crosscut Budget Amounts for Federal Research and Development (R&D) Funding, FY2024-FY2026 Request

(budget authority, in millions of current dollars)

Department/Agency	FY2024	FY2025	FY2026	FY2025-FY2026 Request	
				Dollar Change	Percentage Change
Department of Agriculture	3,278	3,336	2,493	-843	-25.3%
Department of Commerce	4,307	3,883	3,138	-745	-19.2%
Department of Defense- Military Programs	101,308	91,865	112,877	21,012	22.9%
Department of Education	479	438	107	-331	-75.6%
Department of Energy	20,678	19,927	16,707	-3,220	-16.2%
Department of Health and Human Services	47,975	48,755	30,312	-18,443	-37.8%
<i>National Institutes of Health</i>	46,388	46,010	27,006	-19,004	-41.3%
Department of Homeland Security	463	461	498	37	8.0%
Department of the Interior	704	632	354	-278	-43.9%
Department of Justice	77	83	56	-27	-32.5%
Department of State	92	92	92	0	0
Department of Transportation	1,424	1,461	1,418	-43	-2.9%
Department of Veterans Affairs	1,826	1,839	1,864	25	1.4%
Corps of Engineers-Civil Works	124	79	79	0	0
Environmental Protection Agency	537	533	355	-178	-33.4%
International Assistance Programs	160	160	160	0	0
National Aeronautics and Space Administration	10,979	10,989	7,238	-3,751	-34.1%
National Science Foundation	7,252	7,022	3,137	-3,885	-55.3%
Social Security Administration	91	91	91	0	0
Consumer Product Safety Commission	0	1	0	-1	-100.0%
Nuclear Regulatory Commission	96	64	66	2	3.1%
Postal Service	5	6	6	0	0
Smithsonian Institution	340	352	291	-61	-17.3%
Tennessee Valley Authority	117	85	74	-11	-12.9%
Total	202,312	192,154	181,413	-10,741	-5.6%

Source: CRS calculated R&D funding totals using information provided by the Office of Management and Budget (OMB); OMB, email communication with author, July 2, 2025.

Notes: Components may not sum to totals because of rounding. Program- or account-level totals shown in italics are considered *non-adds*, this is, components included for illustrative purposes and not counted as separate line items when generating table totals. Departments and agencies are listed in the order presented in OMB data. Per the description in OMB, *Technical Supplement to the 2026 Budget: Appendix*, FY2024 totals include actual transactions and balances, as recorded in agency accounts; FY2025 totals include enacted amounts provided by the Full-Year Continuing Appropriations and Extensions Act, 2025 (P.L. 119-4, Division A), and “may also include indefinite appropriations on the basis of amounts likely to be required”; and FY2026 totals include proposed appropriations for all programs. See OMB, *Technical Supplement to the 2026 Budget: Appendix*, May 30, 2025, p. 4, https://www.whitehouse.gov/wp-content/uploads/2025/05/appendix_fy2026.pdf.

R&D Appropriations Overview

This section provides an overview of the regular appropriations bills that typically contain federal R&D funding.¹⁴ For an analysis of proposed R&D funding levels by agency and department included in FY2026 appropriations legislation, see “FY2026 R&D Funding by Agency and Department.”

Congress makes decisions about R&D funding through the authorization and appropriations processes. In practice, such legislative action primarily occurs at the individual agency, department, and program level, as Congress considers R&D funding levels as one element of an agency’s overall budget. Funding for R&D, therefore, is often included in appropriations line items that also include non-R&D activities. This can complicate attempts to determine specific amounts allocated to R&D as a portion of agency, program, or account-level funding totals specified in appropriations law.

In addition to this report, CRS produces individual reports on each of the appropriations bills and for a number of federal agencies. These reports can be accessed via the CRS website at <http://www.crs.gov/iap/appropriations>.

Of the 12 regular appropriations bills, 9 typically provide annual appropriations for the agencies and departments that would, together, receive the majority of R&D funding in the FY2026 budget proposal. **Table 3** shows the corresponding regular appropriations bills that provide primary funding for each department and agency, including its R&D activities.

Table 3. Alignment of Agency Research and Development (R&D) Funding and Regular Appropriations Bills

Department/Agency	Regular Appropriations Bill
Department of Agriculture	Agriculture, Rural Development, Food and Drug Administration, and Related Agencies Appropriations Act
Department of Commerce	Commerce, Justice, Science, and Related Agencies Appropriations Act
Department of Defense	Department of Defense Appropriations Act

¹⁴ *Regular appropriations bills* generally provide funding for specified agencies, projects, and activities and must be enacted by October 1, the beginning of the fiscal year. They are one of three appropriations measures through which Congress appropriates discretionary R&D funding. The other two are *continuing resolutions*, which generally continue funding for a specified period of time if regular bills are not enacted by the beginning of the new fiscal year, and *supplemental appropriations*, which provide additional appropriations to become available during the current fiscal year. For a detailed discussion of these appropriations measures as well as the overall congressional appropriations process, see CRS Report R42388, *The Congressional Appropriations Process: An Introduction*, coordinated by James V. Saturno.

Department/Agency	Regular Appropriations Bill
Department of Energy	Energy and Water Development and Related Agencies Appropriations Act
Department of Homeland Security	Department of Homeland Security Appropriations Act
Department of the Interior	Department of the Interior, Environment, and Related Agencies Appropriations Act
Department of Transportation	Transportation, Housing and Urban Development, and Related Agencies Appropriations Act
Department of Veterans Affairs	Military Construction and Veterans Affairs, and Related Agencies Appropriations Act
Environmental Protection Agency	Department of the Interior, Environment, and Related Agencies Appropriations Act
National Aeronautics and Space Administration	Commerce, Justice, Science, and Related Agencies Appropriations Act
National Institutes of Health	(1) Departments of Labor, Health and Human Services, and Education, and Related Agencies Appropriations Act (2) Department of the Interior, Environment, and Related Agencies Appropriations Act
National Science Foundation	Commerce, Justice, Science, and Related Agencies Appropriations Act

Source: CRS Report R40858, *Locate an Agency or Program Within Appropriations Bills*, by Justin Murray.

FY2026 Appropriations Status

Following a lapse in appropriations at the start of FY2026, the 119th Congress passed and the President signed into law P.L. 119-37 on November 12, 2025, which consolidated the following appropriations measures that provide funding for R&D in FY2026:

- the Continuing Appropriations Act, 2026 (Division A; discussed further in “FY2026 Continuing Appropriations”), and
- two regular appropriations bills:
 - the Agriculture, Rural Development, Food and Drug Administration, and Related Agency Appropriations Act, 2026 (Division B), and
 - the Military Construction, Veterans Affairs, and Related Agencies Appropriations Act, 2026 (Division D).¹⁵

In addition to the two enacted full-year appropriations bills, as of the date of this report, the House has passed two of the nine regular appropriations bills expected to provide the majority of R&D funding in FY2026:

- the Energy and Water Development and Related Agencies Appropriations Act, 2026 (H.R. 4553), and
- the Department of Defense Appropriations Act, 2026 (H.R. 4016).

¹⁵ P.L. 119-37 also included the Legislative Branch Appropriations Act, 2026 (Division C), among other provisions that provided limited or no funding for R&D.

Beyond the enacted measures discussed above, no additional regular appropriations bills expected to provide R&D funding for FY2026 have been advanced by the Senate as of the date of this report.

Various House and Senate committees have also advanced appropriations proposals containing R&D funding for FY2026. Committee-level funding proposals for the five agencies expected to receive the majority of R&D funding for FY2026 are also included in this report's analysis (see "FY2026 R&D Funding by Agency and Department").

The status of each appropriations bill is available on the CRS web page "Appropriations Status Table," available at <http://www.crs.gov/AppropriationsStatusTable/Index>.

FY2026 Continuing Appropriations

On September 19, 2025, the House passed the Continuing Appropriations, Agriculture, Legislative Branch, Military Construction and Veterans Affairs, and Extensions Act, 2026 (H.R. 5371), which would have provided continuing FY2026 appropriations to federal agencies through November 21, 2025. With several exceptions, the House-passed continuing resolution (CR) would have funded most programs and activities at FY2025 levels. The House-passed CR included provisions specific to NASA and DOD, which would have amended some aspects of FY2025 appropriations law that would have otherwise continued under the CR. Specifically, Section 120 of H.R. 5371 would have extended the availability of NASA funds for specified purposes related to the closeout of Space Shuttle contracts provided through specified appropriations accounts. Additionally, Sections 123 and 124 would have altered the apportionment of DOD funds for specified purposes within the "Research, Development, Test and Evaluation, Air Force" account and would have directed that specified unobligated amounts provided for aircraft procurement be transferred to the "Research, Development, Test and Evaluation, Air Force" account.

Following a lapse in appropriations, the Senate passed and the President signed an amended version of H.R. 5371 (P.L. 119-37) that included FY2026 continuing appropriations (Division A), among other provisions such as the regular appropriations bills discussed in the previous section. With several exceptions, P.L. 119-37 funds most programs and activities at FY2025 levels through January 30, 2026, or the enactment of the applicable appropriations acts, if earlier. P.L. 119-37 retains the two previously discussed R&D-related anomalies specific to NASA and DOD that were included in the House-passed version of H.R. 5371 (see §§124 and 128-129, respectively).

FY2025 Reconciliation

Outside of regular FY2026 appropriations bills, additional legislative activity of the 119th Congress may impact federal R&D funding levels for FY2026. For example, the FY2025 reconciliation act signed into law on July 4, 2025 (P.L. 119-21), included provisions pertaining to R&D funding levels at DOD and DOE (see Titles II and V, respectively).

Additional provisions relating to tax incentives for certain business expenses related to R&D investments are also included in Section 70302 of P.L. 119-21. Though not directly tied to federal R&D funding levels, such provisions may impact R&D spending levels more broadly across the R&D ecosystem.

FY2026 R&D Funding by Agency and Department

Detailed analysis of FY2026 R&D funding levels proposed for DOD, NIH, DOE, NASA, and NSF follows. Agencies are presented in order of the size of their requested FY2026 R&D budget, the largest presented first. Analysis includes R&D funding levels proposed by the President's FY2026 request and appropriations legislation either enacted or under consideration by the 119th Congress.

Because of the manner in which agencies report budget data to Congress, it can be difficult to identify the portion of program- or account-level funds that specifically support R&D-related activities. Consequently, the level of detail regarding R&D funding presented in the agency analyses that follow varies according to available information and how R&D funding is provided through the various agencies' accounts. Further, variation exists across agencies in the types of activities considered as R&D related. For example, DOD reports R&D activities under the umbrella of RDT&E-related activities, whereas other agencies, like NASA, may include operational expenses in accounts generally described as supporting R&D. Such variations and inconsistencies at the individual agency level limit comparison of R&D-related data across agencies.

R&D data presented in the agency analyses in this report also may differ from R&D data in the President's budget or otherwise provided by OMB (e.g., data presented in **Table 2**). These differences are, at least in part, due to OMB's inclusion of advance and supplemental appropriations in the FY2026 budget request, whereas funding totals reported by individual agencies may or may not include advance or supplemental appropriations amounts (as noted in each of the subsequent sections). When agencies received advance or supplemental appropriations for the fiscal years described in this report, amounts are stated in table footnotes and accompanying analysis.

Department of Defense¹⁶

DOD's mission is "to provide the military forces needed to deter war and ensure our nation's security."¹⁷ To maintain technological superiority on the battlefield, DOD relies on scientific and technical knowledge developed in large measure through RDT&E funded by the department and performed by industry, universities, federal laboratories, and others. The Under Secretary of Defense for Research and Engineering, who is using "Under Secretary of War" as a "secondary title" under Executive Order 14347 of September 5, 2025, is the principal advisor to the Secretary of Defense, who is using "Secretary of War" as a "secondary title" under Executive Order 14347, on all RDT&E activities and programs and has the mission of advancing technology and innovation for the military services and DOD.

Most of DOD's RDT&E funding is appropriated in Title IV (Research, Development, Test, and Evaluation) of the annual defense appropriations bill, which includes appropriations for the Army, Navy, Air Force, Space Force, a defense-wide RDT&E account, and the Director of Operational Test and Evaluation. The defense-wide account includes the Missile Defense Agency (MDA), Defense Advanced Research Projects Agency (DARPA), Office of the Secretary of Defense, and 15 other DOD organizations, as well as classified funding.

¹⁶ This section was written by Marcy E. Gallo, Analyst in Science and Technology Policy.

¹⁷ Department of Defense (DOD), "About," <https://www.defense.gov/About/>.

RDT&E funds are also appropriated for programs in other titles of the defense appropriations act. For example, RDT&E funds are appropriated in Title VI as part of the Chemical Agents and Munitions Destruction Program, the Defense Health Program, and the Office of the Inspector General.

For FY2026, President Trump's proposed budget includes \$142.0 billion for DOD's Title IV RDT&E accounts, \$780 million (1%) above the FY2025 enacted amount of \$141.2 billion (**Table 4**). As shown in **Figure 3**, the Air Force's Title IV RDT&E account would receive the largest increase, \$5.2 billion (11%), above the FY2025 enacted level, while the Space Force's account would receive the largest decrease, \$3.1 billion (-17%), below the FY2025 enacted level.

The overall amount requested for RDT&E in FY2026 (\$143.2 billion) is slightly smaller (0.3% below) than the FY2025 enacted level (\$143.7 billion). **Table 4** does not include funding provided by P.L. 119-21, and the numbers differ from those provided by OMB and used in the previous section.

Figure 3. Department of Defense (DOD) Research, Development, Test, and Evaluation (RDT&E) Funding by Account/Program, President's FY2026 Request Compared with FY2025 Levels
(budget authority, in current dollars)

	\$ change (in millions)	% change
Total Title IV RDT&E	\$759.5	▲ 0.5%
Army	\$227.2	▲ 2%
Navy	-\$259.2	▼ 1%
Air Force	\$5,205.9	▲ 11%
Space Force	-\$3,066.9	▼ 17%
Defense-wide	-\$1,317.0	▼ 4%
Director, Operational Test and Evaluation	-\$30.6	▼ 9%
Defense Health Program	-\$722.7	▼ 43%
Chemical Agents and Munitions Destruction	-\$544.7	▼ 72%
Inspector General	\$2.7	▲ 143%
Grand total	-\$505.2	▼ 0.4%

Source: CRS calculated the dollar and percentage change by comparing RDT&E funding requested for FY2026 (see Office of Management and Budget [OMB], *Technical Supplement to the 2026 Budget: Department of Defense Appendix*, June 2025, pp. 24, 33, and 64-73) and RDT&E funding enacted for FY2025 (see P.L. 119-4, §§1405 and 1407).

Notes: Comparison is based on DOD RDT&E amounts requested for FY2026 and enacted for FY2025, which do not include supplemental disaster funding or funding associated with reconciliation. Components may not sum to totals because of rounding.

On July 18, 2025, the House passed H.R. 4016, the Defense Appropriations Act, 2026. H.R. 4016 would provide \$149.7 billion for DOD RDT&E overall, \$6.0 billion (4%) more than the FY2025 enacted level and \$6.5 billion (5%) more than FY2026 request. H.R. 4016 would provide \$147.7 billion for DOD's Title IV RDT&E accounts, \$6.5 billion (5%) above the FY2025 enacted amount and \$5.7 billion (4%) above the FY2026 requested level. The Air Force's Title IV

RDT&E account would receive the largest increase, \$4.3 billion (9%) above the FY2025 enacted level, while the Army's account would receive the largest decrease, \$760.9 million (-5%) below the FY2025 enacted level.

In comparison with the President's FY2026 budget request, the Space Force's Title IV RDT&E account would receive the largest increase, \$3.6 billion (24%), above the FY2026 requested level, while the Army's account would receive the largest decrease, \$988.1 million (-7%) below the FY2026 request.

On July 31, 2025, the Senate Committee on Appropriations reported S. 2572, the Department of Defense Appropriations Act, 2026, to the Senate. As reported by the committee, S. 2572 would provide \$140.5 billion for DOD's Title IV RDT&E accounts, \$697 million (-0.5%) below the FY2025 enacted amount and \$1.5 billion (-1%) below the FY2026 requested level (**Table 4**). The Air Force's Title IV RDT&E account would receive the largest increase, \$2.5 billion (5%) above the FY2025 enacted level, while the Space Force's account would receive the largest decrease, \$3.5 billion (-19%) below the FY2025 enacted level. The committee-reported bill would provide \$142.7 billion for DOD RDT&E overall, \$1.0 billion (-0.7%) below the FY2025 enacted level.

In comparison with the President's FY2026 budget request, S. 2572, as reported by the committee, would provide the Navy's Title IV RDT&E account with the largest increase, \$1.7 billion (7%), and the Air Force's account with the largest decrease, \$2.8 billion (-5%). S. 2572 would provide \$508 million (-0.4%) less than the Trump Administration requested overall for DOD RDT&E in FY2026.

Table 4. Department of Defense (DOD) Research, Development, Test, and Evaluation (RDT&E)

(budget authority, in millions of current dollars)

Account/Program	FY2024 Actual	FY2025 Enacted	FY2026 Request	FY2026 House	FY2026 S. Cmte.
Title IV, RDT&E	149,502.5	141,241.6	142,001.1	147,693.6	140,544.6
Army	17,119.5	14,322.0	14,549.2	13,561.1	15,320.7
Navy	27,997.8	25,967.2	25,708.0	27,038.4	27,448.4
Air Force	47,693.9	46,811.4	52,017.3	51,120.3	49,262.5
Space Force	18,532.4	18,553.4	15,486.5	19,133.7	15,067.2
Defense-wide	37,822.2	35,238.9	33,921.9	36,491.5	33,124.7
Director, Operational Test and Evaluation	336.7	348.7	318.1	348.7	321.1
Title VI, RDT&E	3,909.1	2,452.1	1,187.3	2,010.2	2,135.9
Defense Health Program	2,902.9	1,695.4	972.7	1,795.6	1,921.2
Chemical Agents and Munitions Destruction	1,002.6	754.8	210.0	210.0	210.0
Inspector General	3.4	1.9	4.6	4.6	4.6
Total, DOD RDT&E	153,411.6	143,693.7	143,188.5	149,703.9	142,680.5

Source: CRS analysis of Office of the Under Secretary of Defense (Comptroller), *Department of Defense Budget, Fiscal Year 2026: RDT&E Programs (R-1)*, June 2025, https://comptroller.defense.gov/Portals/45/Documents/defbudget/FY2026/FY2026_r1.pdf; H.R. 4016; and S. 2572, as reported by the Senate Committee on Appropriations on July 31, 2025.

Notes: Components may not sum to totals because of rounding. Program- or account-level totals shown in italics are considered *non-adds*, that is, components included for illustrative purposes and not counted as separate line items when generating table totals. Totals for “FY2024 Actual” include supplemental funding for RDT&E provided by P.L. 118-50 for Israel (Division A), Ukraine (Division B), and the Indo-Pacific (Division C). Totals for “FY2025 Enacted” and “FY2026 Request” do not include supplemental disaster funding or funding provided by P.L. 119-21. The amounts reported in **Table 4** differ from amounts reported by the Office of Management and Budget, which are included in **Table 2**.

The Trump Administration directed DOD to use appropriated but unobligated funding from FY2025 to pay military personnel during the lapse in federal appropriations. According to reporting, \$8 billion in RDT&E funding from FY2025 was used to pay military personnel on October 15, 2025.¹⁸ It is unclear which RDT&E accounts the funding for these payments came from and whether DOD will restore such funds. Therefore, funding levels for FY2025 included in **Table 4** do not reflect this reprogramming.

DOD RDT&E Funding by Character of Work

Congress is often interested in examining DOD’s RDT&E funding by budget activity code, which describes the character of work supported (e.g., basic research). In particular, the budget activity codes designated as 6.1, 6.2, and 6.3 (basic research, applied research, and advanced technology development, respectively) constitute DOD’s science and technology (S&T) funding and represent the more research-oriented part of DOD’s RDT&E activities. Some members of the defense community see ensuring adequate support for S&T as imperative to maintaining U.S. military superiority into the future. For FY2026, the Trump Administration requests \$19.2 billion in S&T funding, \$2.1 billion (10%) below the enacted level of \$21.3 billion. The largest decrease would be for applied research (Budget Activity 6.2); the requested amount of \$7 billion is \$1.7 billion (20%) below the FY2025 enacted level of \$8.7 billion.¹⁹

Budget Activities 6.4 and 6.5 focus on the development of specific weapon systems or components for which an operational need has been determined and an acquisition program established. Budget Activity 6.6 provides management support, including support for test and evaluation facilities. Budget Activity 6.7 supports the development of improvements in existing operational systems. As part of DOD’s FY2021 budget request, a new budget activity, 6.8, was added to support software and digital technology pilot programs. Under the President’s FY2026 request, funding for Budget Activity 6.4 (\$30.8 billion), which supports advanced component development and prototypes, would decline by \$5.2 billion (-14%) compared with the FY2025 level (\$36.0 billion). System development and demonstration funding (Budget Activity 6.5; \$27.5 billion) would increase by \$3.0 billion (12%) compared with the FY2025 level (\$24.5 billion).²⁰

Supplemental Funding: Reconciliation and Disaster Relief

On July 4, 2025, H.R. 1 was enacted as P.L. 119-21, the FY2025 reconciliation act. Title II of P.L. 119-21 provided \$156.2 billion in defense funding in FY2025, to remain available until September 30, 2029, for shipbuilding, air and missile defenses, munitions and supply chains, and

¹⁸ Ashley Roque, “Pentagon Preparing to Pull \$8 Billion from ‘Unobligated’ R&D Coffers to Pay Troops,” *Breaking Defense*, October 12, 2025, <https://breakingdefense.com/2025/10/pentagon-military-pay-shutdown/>.

¹⁹ CRS analysis of Office of the Under Secretary of Defense (Comptroller), *Department of Defense Budget, Fiscal Year 2026, RDT&E Programs (R-1)*, June 2025, https://comptroller.defense.gov/Portals/45/Documents/defbudget/FY2026/FY2026_r1.pdf.

²⁰ CRS analysis of Office of the Under Secretary of Defense (Comptroller), *Department of Defense Budget, Fiscal Year 2026, RDT&E Programs (R-1)*, June 2025, https://comptroller.defense.gov/Portals/45/Documents/defbudget/FY2026/FY2026_r1.pdf.

other military capabilities. A portion of such funds is likely to support RDT&E. For example, P.L. 119-21 provided \$2 billion “for the expansion of Defense Innovation Unit scaling of commercial technology for military use”; \$250 million “for development and testing of directed energy capabilities by the Under Secretary for Research and Engineering”; \$650 million “for the expansion of Mission Capabilities office joint prototyping and experimentation activities for military innovation”; \$250 million “for the advancement of the artificial intelligence ecosystem”; and \$250 million “for the acceleration of the Quantum Benchmarking Initiative.” The President’s budget request indicates that it includes \$37 billion in reconciliation funding for RDT&E. Supplemental funding provided to DOD through reconciliation is available to be expended until September 30, 2029, and it is unclear whether or not DOD will expend the \$37 billion entirely in FY2026 or over multiple fiscal years. DOD provided Congress with a spending plan for at least some of the reconciliation funding; however, the details of the spending plan have been classified.²¹ Accounting for reconciliation funds may be a challenge for oversight and the comparison of RDT&E funding over time.

Additionally, President Trump’s FY2026 request includes \$110.7 million in supplemental disaster relief funding for two RDT&E accounts. Specifically, the request proposes \$41.4 million for the Army’s Title IV RDT&E account to address “expenses related to the consequences of severe storms and wave overwash” and \$69.3 million for the Air Force’s account for “expenses related to the consequences of Typhoon Mawar.”²²

Office of the Director of Operational Test and Evaluation

On May 27, 2025, the Secretary of Defense issued a memorandum that detailed plans to reorganize the Office of the Director of Operational Test and Evaluation (ODOT&E) based on a “comprehensive internal review [that] has identified redundant, nonessential, non-statutory functions within ODOT&E.” According to the memorandum, “ODOT&E will deliver its core statutory function through a reduced staff of 30 civilian positions, with no more than one Senior Executive Service (SES) member and 15 assigned military personnel.” It further asserts that “these actions will save more than \$300 million per year.”²³ The FY2026 budget request proposes \$318.1 million for ODOT&E, which is a decrease of \$30.6 million (-9%) from the FY2025 enacted level. Per the Trump Administration, the changes outlined in the memorandum related to ODOT&E may not be reflected in the budget request. Specifically, the President’s budget states, “in the current year and the budget year, detailed budget estimates and estimates of full-time equivalent employment may not reflect all of the management and administrative actions underway or planned in Federal agencies.”²⁴

²¹ Tony Bertuca, “DOD’s Decision to Classify Budget Reconciliation Spending Plan Draws Concerns,” *Inside Defense*, October 24, 2025, <https://insidedefense.com/daily-news/dods-decision-classify-budget-reconciliation-spending-plan-draws-concerns>.

²² OMB, *Technical Supplement to the 2026 Budget: Department of Defense Appendix*, pp. 65 and 68.

²³ Memorandum from Pete Hegseth, Secretary of Defense, to senior Pentagon leadership, “Reorganization of the Office of the Director of Operational Test and Evaluation,” May 27, 2025, <https://media.defense.gov/2025/May/28/2003725153/-1/-1/1/MEMORANDUM-DIRECTING-REORGANIZATION-OF-THE-OFFICE-OF-THE-DIRECTOR-OF-OPERATIONAL-TEST-AND-EVALUATION.PDF>.

²⁴ OMB, “General Notes,” in *Technical Supplement to the 2026 Budget: Department of Defense Appendix*.

National Institutes of Health²⁵

Within the Department of Health and Human Services (HHS), NIH's mission is "to seek fundamental knowledge about the nature and behavior of living systems and the application of that knowledge to enhance health, lengthen life, and reduce illness and disability."²⁶ NIH is the main research agency of HHS, and has been the largest single public funder of health and medical research in the world.²⁷ NIH comprises 27 separate institutes and centers (ICs) and the Office of the Director (OD). Of these, 24 ICs and the OD manage research programs, while 3 provide infrastructure support for R&D activities. Each research IC plans and manages its own research programs in coordination with OD.²⁸ As of FY2023, nearly 82% of the NIH budget supported extramural research performed by more than 300,000 researchers at more than 2,500 universities, medical schools, and other research institutions in every U.S. state and around the world.²⁹ Approximately 11% of the NIH budget supported intramural research performed by nearly 6,000 scientists in its own research facilities, mostly on the NIH campus in Bethesda, MD.³⁰ NIH also houses a separate independent agency, the Advanced Research Projects Agency for Health (ARPA-H).

Most regular appropriations for NIH are provided through the annual Departments of Labor, Health and Human Services, and Education, and Related Agencies (LHHS) Appropriations Act.³¹ In the LHHS Act, NIH receives funding under headings that align with its 24 research ICs. The LHHS also provides NIH funding to accounts for the OD, Buildings and Facilities, the 21st Century Cures Act Innovation Account, and ARPA-H. NIH receives some funding under unique transfer authorities (the Public Health Service [PHS] Evaluation set-aside)³² and budget enforcement rules (21st Century Cures Act Innovation Account).³³ Additionally, NIH has received

²⁵ This section was written by Kavya Sekar, Specialist in Health Policy, with support from Joe Angert, Research Assistant.

²⁶ National Institutes of Health (NIH), "Mission and Goals," January 10, 2025, <https://www.nih.gov/about-nih/mission-goals>.

²⁷ NIH, "Direct Economic Contributions," April 18, 2025, <https://www.nih.gov/about-nih/impact-nih-research/serving-society/direct-economic-contributions>.

²⁸ CRS Report R41705, *The National Institutes of Health (NIH): Background and Congressional Issues*, by Kavya Sekar.

²⁹ CRS Report R41705, *The National Institutes of Health (NIH): Background and Congressional Issues*, by Kavya Sekar, and NIH, "Budget," June 13, 2025, <https://www.nih.gov/about-nih/organization/budget>.

³⁰ NIH, "Budget," June 13, 2025, <https://www.nih.gov/about-nih/organization/budget>.

³¹ In its NIH funding calculations, this report does not include funds that NIH receives from other sources, such as gift funds or funding under cooperative research agreements with industry and other private organizations.

³² The Public Health Service (PHS) Evaluation set-aside, also known as the PHS Evaluation Tap transfer authority, under Section 241 of the PHS Act (42 U.S.C. §238j) allows the Secretary of Health and Human Services (HHS), with the approval of appropriators, to redistribute a portion of eligible PHS agency appropriations across HHS for program evaluation purposes. Although the PHS Act limits the tap to no more than 1% of eligible appropriations, in recent years, annual Labor, HHS, and Education appropriations acts have specified a higher amount (2.5% in FY2024; P.L. 118-47, Division D). Those acts also have typically directed specific amounts of funding from the tap for transfer to a number of HHS programs, including at NIH, particularly for the National Institute of General Medical Sciences (NIGMS). The same percentage and transfer amounts apply for FY2025 pursuant to P.L. 119-4, which provided full-year continuing appropriations for NIH. The FY2026 budget request maintains the transfer authority at 2.5%; see OMB, *Technical Supplement to the 2026 Budget: Appendix*, p. 398. Funding amounts in this report show amounts "transferred in" to NIH under the PHS Evaluation set-aside but do not show amounts "transferred out" under the same authority.

³³ Appropriations to the NIH Innovation Account created by the 21st Century Cures Act (Cures Act; P.L. 114-255, as amended) fund programs authorized by that act. Appropriations of funds in this account are, in effect, not subject to (continued...)

certain smaller amounts of funds from the Interior/Environment Appropriations Act and a mandatory appropriation for Type 1 diabetes research.³⁴

For FY2026, President Trump is requesting a total NIH program level (i.e., all funding sources) of \$27.9 billion, a 40.6% reduction from the FY2025 estimated program level of \$47.0 billion (see **Figure 4**), taking into account a proposed restructuring described below.

Figure 4. National Institutes of Health (NIH) Funding by Account/Program, President's FY2026 Request Compared with FY2025 Levels
(budget authority, in current dollars)

	\$ change (in millions)	% change
National Cancer Institute (NCI)	-\$2,690.4	▼ 37.3%
National Institute on Body Systems (NIBS) - Proposed Institute	-\$2,833.8	▼ 40.6%
National Institute on Neuroscience and Brain Research (NINBR) - Proposed	-\$1,570.7	▼ 39.1%
National Institute of General Medical Sciences (NIGMS) - Proposed	-\$928.8	▼ 21.3%
National Institute for Child and Women's Health, Sensory Disorders, and Communication (NICWHSDC) - Proposed	-\$878.5	▼ 38.3%
National Institute of Behavioral Health (NIBH) - Proposed	-\$1,667.4	▼ 37.5%
National Institute on Aging (NIA)	-\$1,825.5	▼ 40.5%
National Institute of Allergy and Infectious Diseases (NIAID)	-\$2,386.7	▼ 36.4%
Office of the Director (OD)	-\$1,142.4	▼ 44.0%
Innovation Account	\$0.0	N/A
Buildings and Facilities (B&F)	-\$140.0	▼ 40.0%
Total, NIH Program Level	-\$19,079.7	▼ 40.6%

Source: CRS analysis of NIH, *Overview of FY2026 President's Budget*, pp. 65-67, <https://officeofbudget.od.nih.gov/pdfs/FY26/br/NIH%20FY%202026%20CJ%20Overview.pdf>.

Notes: N/A = not applicable. Figure is organized by the proposed new institutes and centers (ICs) included in the President's FY2026 budget request. For each of the proposed new ICs, CRS analyzed FY2025 enacted funding levels and calculated comparable totals according to the proposed structure in the President's FY2026 request. Thus, FY2025 totals used to calculate the dollar and percentage change displayed in this figure do not reflect enacted law. The figure also does not show the ICs or other components that would be eliminated or moved out of NIH under the FY2026 proposal; therefore, the total change amounts at the bottom reflect eliminations and transfers that are not displayed here; components do not sum to the subtotal and totals shown. Final and estimated FY2025 and FY2026 funding levels reflect most transfers and other adjustments. By convention, the amount of transfers to the Public Health Service Evaluation set-aside are not subtracted from the agencies' appropriations in budget tables. In general, amounts provided to NIH for emergency requirements are excluded from these totals and, therefore, differ from amounts reported by the Office of Management and Budget, which are included in **Table 2**.

discretionary spending limits. The NIH Director may transfer these amounts from the NIH Innovation Account to other NIH accounts but only for the purposes specified in the Cures Act. All amounts authorized by the Cures Act have been fully appropriated to the Innovation Account since FY2017, including \$407 million for FY2024, \$127 million for FY2025, and proposed \$226 million for FY2026. See the section on the 21st Century Cures Act in CRS Report R43341, *National Institutes of Health (NIH) Funding: FY1996-FY2025*, by Kavya Sekar.

³⁴ Type 1 diabetes mandatory funding is authorized in Public Health Service Act (PHSA) §330B.

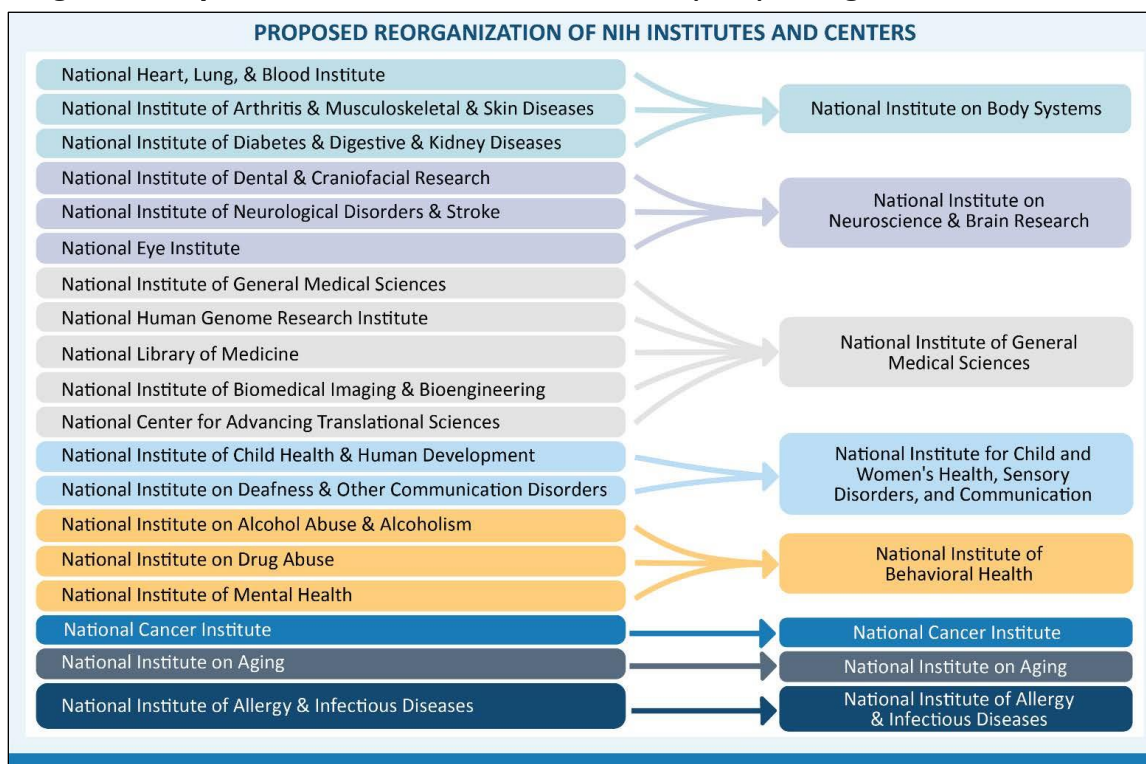
The House Appropriations Committee proposes a FY2026 NIH and ARPA-H program level of \$47.9 billion, a 1.2% reduction from the FY2025 estimated program level (see **Table 5**). This proposal is roughly \$20 billion more than the President's FY2026 budget request. The Senate Committee on Appropriations proposes a FY2026 NIH and ARPA-H program level of \$48.8 billion, a 0.6% increase from the FY2025 estimated program level. This proposal is \$20.9 billion more than the President's FY2026 budget request.³⁵

NIH Restructuring

The President's FY2026 budget proposes to reduce NIH's 24 current research ICs to 8 research ICs. Four ICs would be eliminated, while 19 would be consolidated into 8 restructured ICs (see **Figure 5**). Two NIH components would be moved out of NIH to other parts of HHS: the National Institute of Environmental Health Sciences (NIEHS) and ARPA-H (see next section). **Table 5** shows total funding amounts requested for NIH, given that R&D funding is generally provided across multiple appropriations accounts, and provides a comparison of the FY2026 proposed funding with FY2024 final and FY2025 estimated funding. It displays funding organized by the proposed new ICs for FY2024, FY2025, and FY2026, along with FY2024 and FY2025 funding as enacted based on the prior IC structure (shown in the table as *non-adds*, i.e., components included for illustrative purposes and not counted as separate line items when generating totals). The table also shows NIH funding data for certain transfers or other budget authorities as summarized earlier. In FY2026, all eight proposed ICs would see decreases (ranging from -21% to -44%) from prior comparable FY2024 and FY2025 levels.

Both the House and Senate Appropriations Committees' proposals fund NIH under its existing structure (see **Table 5**). Under the proposals, FY2026 funding has been proposed for all 24 of the current research ICs and none of the ICs are eliminated, consolidated, or moved out of NIH (as had been proposed in the President's FY2026 budget request).

³⁵ U.S. Congress, House Appropriations Committee, *Departments of Labor, Health and Human Services, and Education, and Related Agencies Appropriations Bill, 2026*, report to accompany H.R. 5304, 119th Cong., 1st sess., H.Rept. 119-271, September 11, 2025, p. 91; U.S. Congress, House Appropriations Committee, *Department of the Interior, Environment, and Related Agencies Appropriations Bill, 2026*, report to accompany H.R. 4754, 119th Cong., 1st sess., H.Rept. 119-215, July 24, 2025, p. 89; and Senate Committee on Appropriations, *Department of Labor, Health and Human Services, and Education, and Related Agencies Appropriations Bills, 2026*, report to accompany S. 2587, 119th Cong., 1st sess., S.Rept. 119-55, July 31, 2025, p. 105.

Figure 5. Proposed National Institutes of Health (NIH) Reorganization for FY2026

Source: Department of Health and Human Services, *Fiscal Year 2026 Budget in Brief*, p. 22, <https://www.hhs.gov/sites/default/files/fy-2026-budget-in-brief.pdf>.

Advanced Research Projects Agency for Health

In FY2022, Congress established ARPA-H within NIH to support milestone-based research aimed at driving health innovation. ARPA-H is an independent agency and is not considered an NIH IC.³⁶ However, ARPA-H is placed within NIH by statute and has received appropriations in an NIH account for both FY2024 and FY2025, as shown in **Table 5**.³⁷ The FY2026 budget proposes moving ARPA-H out of NIH under a new Assistant Secretary for a Healthy Future (ASHF) with an FY2026 funding level of \$945 million.³⁸ This compares with an estimated FY2025 funding level of \$1.5 billion.

Both the House and Senate Appropriations Committees' proposals maintain ARPA-H as an independent agency within NIH.³⁹ The House Appropriations Committee proposal funds ARPA-H

³⁶ CRS Report R47568, *Advanced Research Projects Agency for Health (ARPA-H): Overview and Selected Issues*, by Kavya Sekar and Marcy E. Gallo.

³⁷ PHS Act §499A(a); 42 U.S.C. §290c.

³⁸ HHS, *Fiscal Year 2026 Budget in Brief*, p. 49, <https://www.hhs.gov/sites/default/files/fy-2026-budget-in-brief.pdf>.

³⁹ U.S. Congress, House Appropriations Committee, *Departments of Labor, Health and Human Services, and Education, and Related Agencies Appropriations Bill, 2026*, report to accompany H.R. 5304, 119th Cong., 1st sess., H.Rept. 119-271, September 11, 2025, p. 91; U.S. Congress, House Appropriations Committee, *Department of the Interior, Environment, and Related Agencies Appropriations Bill, 2026*, report to accompany H.R. 4754, 119th Cong., 1st sess., H.Rept. 119-215, July 24, 2025, p. 89; and U.S. Congress, Senate Committee on Appropriations, *Department of Labor, Health and Human Services, and Education, and Related Agencies Appropriations Bills, 2026*, report to accompany S. 2587, 119th Cong., 1st sess., S.Rept. 119-55, July 31, 2025, p. 105.

at the President’s budget request level of \$945 million, while the Senate Committee on Appropriations proposal funds ARPA-H at \$1.5 billion.

Potential Impact on Science

In terms of scientific impacts, NIH estimates that the FY2026 funding level would support 4,312 new competing research grants, a decrease of 29.3% from the number of new competing grants supported by the FY2025 funding level (6,095 grants) and a greater decrease from the FY2024 level of 10,086 new competing grants. The FY2026 NIH budget request proposes to continue an FY2025 policy to reserve half of NIH’s budget allocation for competing research project grants for awards that fully fund the grant across multiple years. The competing average cost for a research project grant was \$969,000 for FY2025 compared with \$598,000 for FY2024, accounting for the multiyear grant awards, and thus resulted in lower total grants estimated for FY2025.⁴⁰ In FY2026, all other categories of research would receive decreases in funding compared with FY2025 levels, ranging from 26% to 43%, including NIH’s support of research centers, training, and intramural research.⁴¹

The Senate Committee on Appropriations report accompanying its version of the LHHS bill expresses concern that this grant-funding policy may reduce the number of NIH grants available, harming application success rates. The Senate report requires NIH to submit a report on multiyear-funded awards.⁴² A new provision of the Senate FY2026 LHHS bill would limit NIH’s ability to award multiyear grants in FY2026 by prohibiting NIH from increasing the proportion of multiyear grants awarded relative to the proportion of such grants funded in FY2024 unless NIH awards the same number of total grants in FY2026 as in FY2024 (S. 2587, §239). The House Appropriations Committee bill and report are silent on this topic.

Table 5. National Institutes of Health (NIH) Funding

(budget authority, in millions of current dollars)

Account/Program	FY2024 Final	FY2025 Estimate	FY2026 Request	FY2026 H. Cmte.	FY2026 S. Cmte.
National Cancer Institute (NCI)	7,221.2	7,221.2	4,530.8	7,272.2	7,374.2
National Institute on Body Systems (NIBS) ^a (proposed institute)	6,985.9*	6,985.9*	4,152.1	—	—
<i>National, Heart, Lung, and Blood Institute (NHLBI)</i>	3,985.2	3,985.2	—	3,990.3	3,982.3
<i>National Institute of Arthritis and Musculoskeletal and Skin Disease (NIAMS)</i>	687.6	687.6	—	685.5	685.5
<i>National Institute of Diabetes and Digestive and Kidney Disease (NIDDK)^b</i>	2,313.1	2,313.1	—	2,330.7	2,320.7

⁴⁰ NIH, *Overview of FY2025 President’s Budget*, pp. 4, 23, <https://officeofbudget.od.nih.gov/pdfs/FY26/br/NIH%20FY%202026%20CJ%20Overview.pdf>.

⁴¹ NIH, *Overview of FY2025 President’s Budget*, p. 23, <https://officeofbudget.od.nih.gov/pdfs/FY26/br/NIH%20FY%202026%20CJ%20Overview.pdf>.

⁴² S.Rept. 119-55, p. 161.

Account/Program	FY2024 Final	FY2025 Estimate	FY2026 Request	FY2026 H. Cmte.	FY2026 S. Cmte.
National Institute on Neuroscience and Brain Research (NINBR) ^c (proposed institute)	4,015.7*	4,015.7*	2,445.0	—	—
<i>National Institute of Dental and Craniofacial Research (NIDCR)</i>	520.1	520.1	—	525.2	520.2
<i>National Institute of Neurological Disorders and Stroke (NINDS)^c</i>	2,599.4	2,599.4	—	2,633.9	2,773.9
<i>National Eye Institute (NEI)</i>	896.1	896.1	—	896.5	896.5
National Institute of General Medical Sciences (NIGMS) ^d (proposed institute)	4,356.1*	4,356.1*	3,427.3	—	—
<i>National Institute of General Medical Sciences (NIGMS)^e</i>	1,832.2	1,832.2	—	1,900.7	1,832.2
<i>National Human Genome Research Institute (NHGRI)</i>	659.7	659.7	—	663.2	663.2
<i>National Library of Medicine (NLM)</i>	495.3	495.3	—	497.5	497.5
<i>National Institute of Biomedical Imaging and Bioengineering (NIBIB)</i>	440.6	440.6	—	440.6	440.6
<i>National Center for Advancing Translational Sciences (NCATS)</i>	928.3	928.3	—	928.3	938.3
National Institute for Child and Women's Health, Sensory Disorders and Communications (NICWHSDC) (proposed institute)	2,292.1*	2,292.1*	1,413.6	—	—
<i>National Institute of Child Health and Human Development (NICHD)</i>	1,757.8	1,757.8	—	1,759.1	1,779.1
<i>National Institute on Deafness and Other Communication Disorders (NIDCD)</i>	534.3	534.3	—	534.3	534.3
National Institute of Behavioral Health (NIBH) (proposed institute)	4,452.1*	4,452.2*	2,784.7	—	—
<i>National Institute on Alcohol Abuse and Alcoholism (NIAAA)</i>	597.1	597.1	—	595.3	595.3

Account/Program	FY2024 Final	FY2025 Estimate	FY2026 Request	FY2026 H. Cmte.	FY2026 S. Cmte.
National Institute on Drug Abuse (NIDA)	1,663.4	1,663.4	—	1,662.7	1,662.7
National Institute of Mental Health (NIMH)	2,191.7	2,191.7	—	2,187.8	2,193.8
National Institute on Aging (NIA)	4,512.1	4,512.1	2,686.5	4,507.6	4,557.6
National Institute of Allergy and Infectious Diseases (NIAID)	6,561.7	6,561.7	4,175.0	6,582.3	6,592.3
Office of the Director (OD) ^f	2,597.4	2,597.4	1,455.1	2,441.5	2,460.5
Innovation Accounts ^g	407.0	127.0	226.0	226.0	226.0
Buildings and Facilities (B&F)	350.0	350.0	210.0	352.0	350.0
National Institute of Environmental Health Sciences (NIEHS)	913.8	913.8	N/A ^h	914.0	914.0
National Institute of Nursing Research (NINR)	197.7	197.7	0.0	197.7	197.7
National Center for Complementary and Integrative Health (NCCIH)	170.4	170.4	0.0	170.4	170.4
National Institute on Minority and Health Disparities (NIMHD)	535.1	535.1	0.0	544.4	534.4
Fogarty International Center (FIC)	95.1	95.1	0.0	95.2	95.2
Subtotal, NIH (LHHS Discretionary Budget Authority)	45,663.5	45,383.5	27,506.1	45,535.0	45,788.5
PHS Program Evaluation (provided to NIGMS)	1,412.5	1,412.5	250.0	1,365.0	1,412.5
Superfund (Interior appropriation to NIEHS) ⁱ	79.7	79.7	N/A ^j	51.8	79.7
Mandatory Type 1 diabetes funds (to NIDDK) ^k	195.8	119.1	159.0 ^l	N/A ^m	N/A
Total, NIH Program Level	47,351.5	46,994.8	27,915.1	46,951.8	47,788.5
Advanced Research Projects Agency for Health (ARPA-H)	1,500.0	1,500.0	N/A ⁿ	945.0	1,500.0
Grand total, NIH and ARPA-H Program Level	48,851.5	48,494.8	27,915.1	47,896.8	48,780.7

Sources: NIH, *Overview of FY2026 President's Budget*, pp. 65-67, <https://officeofbudget.od.nih.gov/pdfs/FY26/br/NIH%20FY%202026%20CJ%20Overview.pdf>; U.S. Congress, House Appropriations Committee, *Departments of Labor, Health and Human Services, and Education, and Related Agencies Appropriations Bill, 2026*, report to accompany H.R. 5304, 119th Cong., 1st sess., H.Rept. 119-271, September 11, 2025, p. 91; U.S. Congress, House Appropriations Committee, *Department of the Interior, Environment, and Related Agencies Appropriations Bill, 2026*, report to accompany H.R. 4754, 119th Cong., 1st sess., H.Rept. 119-215, July 24, 2025, p. 89; U.S. Congress, Senate Committee on Appropriations, *Department of Labor, Health and Human Services, and Education, and Related*

Agencies Appropriations Bills, 2026, report to accompany S. 2587, 119th Cong., 1st sess., S.Rept. 119-55, July 31, 2025, p. 105; and U.S. Congress, Senate Committee on Appropriations, *Department of the Interior, Environment, and Related Agencies Appropriations Bill, 2026*, report to accompany S. 2431, 119th Cong., 1st sess., S.Rept. 119-46, July 24, 2025, p. 135. Innovation Account numbers are from Office of Management and Budget (OMB), *Technical Supplement to the 2026 Budget*, p. 353, https://www.whitehouse.gov/wp-content/uploads/2025/05/appendix_fy2026.pdf.

Notes: LHHS = Labor, HHS, and Education; N/A = not applicable, particularly for entities that are proposed to be moved outside of NIH in the FY2026 budget. Table displays funding organized by the proposed new institutes and centers (ICs) for FY2024, FY2025, and FY2026, along with FY2024 and FY2025 funding as enacted based on the prior IC structure (shown in the table as *non-adds*, i.e., components included for illustrative purposes and not counted as separate line items when generating totals). Thus, FY2024 funding levels and FY2025 totals used to calculate the dollar and percentage changes displayed in this table do not reflect enacted law and are thus denoted with an asterisk. Program- or account-level totals, shown in italics, are considered non-adds. Different proposals reflected different NIH account structures; for example, the President's budget request proposed a new NIH account structure, while the House and Senate bills did not adopt this proposed structure. As a result, not all proposals include funding amounts for all NIH accounts shown in **Table 9**; an em dash (—) indicates accounts without funding in a specific proposal.

Amounts are shown as 0.0 when the request has proposed to reduce a certain line item to 0 in FY2026. Components may not sum to totals because of rounding. Amounts shown may differ from actual values. Final and estimated FY2025 and FY2026 funding levels reflect most transfers and other adjustments. By convention, funding transfers to the Public Health Service (PHS) Evaluation set-aside are not subtracted from the agencies' appropriations in budget tables. In general, amounts provided to NIH for emergency requirements are excluded from these totals and, therefore, differ from amounts reported by OMB, which are included in **Table 2**.

- a. Amounts for the proposed NIBS do not include mandatory Type I diabetes funding, shown later in the table.
- b. Amounts for the NIDDK do not include mandatory funding for Type I diabetes research, shown later in the table.
- c. FY2024 and FY2025 amounts do not reflect transfers from the Cures Act Innovation Account to NINDS for NIH's Brain Research Through Advancing Innovative Neurotechnologies (BRAIN) Initiative.
- d. Amounts for NIGMS do not include funds from the PHS Evaluation set-aside (PHS Act [PHSA], §241).
- e. Amounts reflect NIGMS funding as enacted (excluding the PHS Evaluation tap transfer into this IC) for FY2024 and FY2025, not as proposed for FY2026, which would consolidate NHGRI, NLM, NIBIB, and NCATS into NIGMS.
- f. Amounts for OD include transfer from the Pediatric Research Initiative Fund (PRIF) as authorized by the Gabriella Miller Kids First Research Act. FY2024 and FY2025 amounts account for a transfer of \$5 million to the Health and Human Services (HHS) Office of the Inspector General.
- g. Innovation Account amounts are to be transferred to other accounts. For FY2024, of the total \$172 million for the BRAIN Initiative, \$86 million was transferred to each of NINDS and NIMH, respectively. The total \$235 million for the Precision Medicine Initiative was transferred to OD. For FY2025, of the total \$91 million for the BRAIN Initiative, \$45.5 million was transferred to each of NINDS and NIMH, respectively. The total \$36 million for the Precision Medicine Initiative was transferred to OD. For the FY2026 request, NINBR and NIBH are expected to each receive a transfer of \$97.5 million of the total \$195 million for the BRAIN Initiative, based on past practice. The total \$31 million for PMI would go to OD.
- h. The FY2026 budget request proposes moving NIEHS to the new Administration for a Healthy America (AHA) with a requested funding level of \$594 million within AHA.
- i. This is a separate account in the Interior/Environment appropriations for NIEHS research activities related to Superfund research.
- j. The FY2026 budget request proposes moving the NIEHS Superfund program to the new AHA with a requested funding level of \$52 million within AHA.
- k. Mandatory funds are available to NIDDK for Type I diabetes research under PHSA Section 330B, which was most recently extended through September 30, 2025.
- l. The budget request proposes \$159 million in new mandatory funding for FY2026 under PHSA Section 330B (42 U.S.C. §254c-2). See NIH, *Overview of FY2026 President's Budget Proposal*, p. 65.
- m. The mandatory Type I diabetes research funding is provided by authorizing law and typically extended separately from provisions in annual appropriations acts. It is therefore reflected in prior-year numbers and as proposed in the President's Budget but is excluded from the House and Senate appropriations bills.

- n. The FY2026 budget request proposes moving ARPA-H under a new Assistant Secretary for a Healthy Future (ASHF) with an FY2026 funding level of \$945 million.

Department of Energy⁴³

DOE was established in 1977 by the Department of Energy Organization Act (P.L. 95-91), which combined energy-related programs from a variety of agencies, particularly defense-related nuclear programs that dated back to the Manhattan Project. Today, DOE conducts various activities, including basic scientific research in fields ranging from nuclear physics to the biological and environmental sciences; basic and applied R&D relating to energy production and use; and R&D on nuclear weapons, nuclear nonproliferation, and defense nuclear reactors. The department has a system of 17 national laboratories, mostly operated by contractors, located around the country.⁴⁴

The Administration's FY2026 budget request for DOE includes \$17.8 billion for R&D and related activities, including programs in three broad categories: science, national security, and energy. This request is 15.6% less than the comparable enacted FY2025 amount of \$21.1 billion (see **Figure 6**).

⁴³ This section was written by Todd Kuiken, Analyst in Science and Technology Policy.

⁴⁴ CRS In Focus IF12692, *Department of Energy (DOE) Office of Science*, by Todd Kuiken.

Figure 6. Selected Department of Energy (DOE) R&D Funding by Account/Program, President's FY2026 Request Compared with FY2025 Levels
(budget authority, in current dollars)

	\$ change (in millions)	% change
Science	-\$1,148.0	▼ 13.9%
Basic Energy Sciences	-\$347.0	▼ 13.4%
High Energy Physics	-\$112.0	▼ 9.1%
Biological and Environmental Research	-\$475.0	▼ 54.6%
Nuclear Physics	-\$58.0	▼ 7.0%
Advanced Scientific Computing Research	-\$20.0	▼ 1.9%
Fusion Energy Sciences	-\$45.0	▼ 5.7%
Isotope R&D and Production	-\$8.0	▼ 4.7%
Accelerator R&D and Production	-\$27.0	▼ 100%
Other	-\$56.0	▼ 7.9%
National Security	\$1,336.0	▲ 22.9%
Weapons Activities Stockpile RT&E	\$1,018.0	▲ 31.8%
Naval Reactors	\$400.0	▲ 20.6%
Defense Nuclear Nonproliferation R&D	-\$31.0	▼ 4.0
Def. Environmental Cleanup Tech. Dev.	-\$20.0	▼ 55.0
Energy	-\$3,513.0	▼ 51.2%
Energy Efficiency and Renewable Energy	-\$2,557.0	▼ 73.9%
Fossil Energy and Carbon Management	-\$270.0	▼ 31.2%
Nuclear Energy	-\$315.0	▼ 18.7%
Electricity	-\$72.0	▼ 25.7%
CESER Risk Mgmt. Tools and Technologies	-\$39.0	▼ 34.5%
Advanced Research Projects Agency – Energy	-\$260.0	▼ 56.5%
Total	-\$3,295.0	▼ 15.6%

Source: CRS calculated the dollar and percentage changes by comparing DOE research and development (R&D) funding requested for FY2026 with estimated FY2025 funding levels contained in DOE, *Summary Budget Documents FY 2026*, Statistical Tables, 2025, <https://www.energy.gov/sites/default/files/2025-07/doe-fy-2026-budget-approps-congressional-control-v5.pdf>.

Notes: RT&E = Research, Technology, and Engineering; Def. Environmental Cleanup Tech. Dev. = Defense Environmental Cleanup Technology Development; CESER = Cybersecurity, Energy Security, and Emergency Response. Program- or account-level totals shown in italics are considered *non-adds*, that is, components included for illustrative purposes and not counted as separate line items when generating figure totals. Components may not sum to totals because of rounding. DOE R&D funding totals may differ from amounts reported by the Office of Management and Budget, which are included in **Table 2**.

H.R. 4553, the Energy and Water Development and Related Agencies Appropriations Act, 2026, which passed the House on September 4, 2025, would appropriate \$19.5 billion, a 9.9% increase over the President's FY2026 requested funding for selected DOE R&D and related activities. While certain accounts in the House-passed budget are in line with the President's FY2026 request, others vary significantly (see **Table 6**). For example, the energy-related R&D account would see a nearly 50% increase compared with the President's FY2026 request. When compared with FY2025 enacted amount, the House-passed FY2026 budget would decrease overall R&D

spending at DOE, with some programs seeing significant reductions (e.g., Energy Efficiency and Renewable Energy; see **Table 6**).

An introduced Senate bill (S. 3293), the Energy and Water Development and Related Agencies Appropriations Act, 2026 (introduced December 1, 2025), and the accompanying draft report released by the Senate Committee on Appropriations majority on November 24, 2025, would appropriate \$21.0 billion for selected DOE R&D and related activities. The Senate-introduced bill's proposal would constitute a 6% increase over the House-passed bill and an 18% increase compared with the President's FY2026 request for selected DOE R&D and related activities.⁴⁵ While the top-line appropriations for DOE R&D and related activities in the bills passed by the House and introduced in the Senate are closely aligned (\$350 million difference), examples of significant differences in program-level appropriations include High Energy Physics (\$397 million difference) and Energy Efficiency and Renewable Energy (\$1.5 billion; **Table 6**).

Table 6 provides amounts for DOE accounts/programs that CRS identified as typically providing R&D funding. The table does not reflect total funding amounts requested for DOE, of which R&D is a portion. For additional information related to DOE funding, see CRS Report R48599, *Energy and Water Development: FY2026 Appropriations*, by Mark Holt and Anna E. Normand.

Table 6. Selected Department of Energy (DOE) R&D and Related Activities
(budget authority, in millions of current dollars)

Account/Program	FY2024 Actual	FY2025 Enacted	FY2026 Request	FY2026 House	FY2026 Senate Draft
Science	8,240	8,240	7,092	8,625	8,250 ^a
<i>Basic Energy Sciences</i>	2,626	2,588	2,241	2,494	2,578
<i>High Energy Physics</i>	1,200	1,225	1,113	856	1,253
<i>Biological and Environmental Research</i>	900	870	395	790	830
<i>Nuclear Physics</i>	804	826	768	710	871
<i>Advanced Scientific Computing Research</i>	1,016	1,036	1,016	1,105	1,090
<i>Fusion Energy Sciences</i>	790	790	745	830	800
<i>Isotope R&D and Production</i>	130	170	162	110.5	174
<i>Accelerator R&D and Production</i>	29	27	0	0	0
<i>Other^b</i>	745	708	652	1,729	654
National Security	6,028	5,958	7,324	6,125	6,187

⁴⁵ The total Department of Energy (DOE) R&D and Related Activities appropriation in the draft version of the Senate Committee on Appropriations *Explanatory Statement for the Energy and Water Development Appropriations Bill, 2026*, includes transfers from the unobligated balances of amounts previously appropriated under Division J of the IIJA (P.L. 117-58). CRS is unable to determine how much of these unobligated balances are included in individual program/accounts. See S. 3293, Energy and Water Development and Related Agencies Appropriations Act, 2026, Title III. For detailed budgetary allocations, including the use of unobligated balances of amounts previously appropriated under Division J of the IIJA (P.L. 117-58), see U.S. Congress, Senate Committee on Appropriations, *Explanatory Statement for the Energy and Water Development Appropriations Bill* [draft], pp. 129-145, 2026, <https://www.appropriations.senate.gov/download/fy26-ewd-bill-report>.

Account/Program	FY2024 Actual	FY2025 Enacted	FY2026 Request	FY2026 House	FY2026 Senate Draft
<i>Weapons Activities Stockpile RT&E</i>	3,280	3,198	4,215	3,191	3,386
<i>Naval Reactors</i>	1,946	1,946	2,346	2,171	1,966
<i>Defense Nuclear Nonproliferation R&D</i>	766	778	747	747	816
<i>Defense Environmental Cleanup Technology Development</i>	36	36	16	16	19
Energy	6,863	6,863	3,350	5,001	6,544
<i>Energy Efficiency and Renewable Energy</i>	3,460	3,460	903 ^c	1,830	3,287 ^d
<i>Fossil Energy and Carbon Management</i>	865	865	595	687.5	875 ^e
<i>Nuclear Energy</i>	1,685	1,685	1,370	1,795	1,593
<i>Electricity</i>	280	280	208	225	265
<i>CESER Risk Management Tools and Technologies</i>	113	113	74	113	110
<i>Advanced Research Projects Agency-Energy</i>	460	460	200	350	414
Total, DOE	21,131	21,061	17,766	19,750	20,981

Sources: DOE, *Summary Budget Documents FY 2026*, Statistical Tables, 2025, <https://www.energy.gov/sites/default/files/2025-07/doe-fy-2026-budget-approps-congressional-control-v5.pdf>; U.S. Congress, House Appropriations Committee, *Energy and Water Development and Related Agencies Appropriations Bill, 2026*, report to accompany H.R. 4553, 119th Cong., 1st sess., H.Rept. 119-213, July 21, 2025; and U.S. Congress, Senate Committee on Appropriations majority, *Explanatory Statement for the Energy and Water Development Appropriations Bill, 2026* [draft], <https://www.appropriations.senate.gov/download/fy26-ewd-bill-report>.

Notes: RT&E = Research, Technology, and Engineering. CESER = Cybersecurity, Energy Security, and Emergency Response. Components may not sum to totals because of rounding. Subtotals for FY2025 were constructed by the author, which may account for why, in some cases, the funding levels for specific accounts are different for FY2025 and FY2024 despite FY2025 funding being continued at the same level as FY2024 funding. The table provides research and development (R&D) funding amounts for DOE accounts/programs that CRS identified as typically providing R&D funding. It does not reflect total funding amounts requested for DOE, of which R&D is a portion. For additional information related to DOE funding, see CRS Report R48599, *Energy and Water Development: FY2026 Appropriations*, by Mark Holt and Anna E. Normand. Program- or account-level totals shown in italics are considered *non-adds*, that is, components included for illustrative purposes and not counted as separate line items when generating table totals. DOE R&D funding totals may differ from amounts reported by the Office of Management and Budget, which are included in **Table 2**.

- a. The total Science appropriation account is listed at \$8.0 billion in the draft version of the Senate Committee on Appropriations *Explanatory Statement for the Energy and Water Development Appropriations Bill, 2026*; however, there is an additional \$250,237,000 derived by transfer from the unobligated balances of amounts previously appropriated under Division J of the Infrastructure Investment and Jobs Act (P.L. 117-58). CRS is unable to determine how much of these unobligated balances are included in individual program/accounts. See S. 3293, *Energy and Water Development and Related Agencies Appropriations Act, 2026*, Title III. For detailed budgetary allocations including the use of unobligated balances of amounts previously appropriated under Division J of P.L. 117-58, see U.S. Congress, Senate Committee on Appropriations majority, *Explanatory Statement for the Energy and Water Development Appropriations Bill, 2026* [draft], <https://www.appropriations.senate.gov/download/fy26-ewd-bill-report>.
- b. This includes other scientific programs and program direction.

- c. This includes funding for manufacturing and energy supply chains.
- d. The total Energy Efficiency and Renewable Energy account appropriation is listed at \$2,227,227 in the draft version of the Senate Committee on Appropriations majority *Explanatory Statement for the Energy and Water Development Appropriations Bill, 2026*; however, there is an additional \$1,059,773 derived by transfer from the unobligated balances of amounts previously appropriated under Division J of P.L. 117-58. CRS is unable to determine how much of these unobligated balances are included in individual program/accounts. See S. 3293, Energy and Water Development and Related Agencies Appropriations Act, 2026, p. 34. For detailed budgetary allocations including the use of unobligated balances of amounts previously appropriated under Division J of P.L. 117-58, see U.S. Congress, Senate Committee on Appropriations majority, *Explanatory Statement for the Energy and Water Development Appropriations Bill, 2026* [draft], <https://www.appropriations.senate.gov/download/fy26-ewd-bill-report>.
- e. The total Fossil Energy account (Senate Committee Report has dropped “Carbon Management” from the Account description) appropriation is listed at \$782,650 in the draft version of the Senate Committee on Appropriations majority *Explanatory Statement for the Energy and Water Development Appropriations Bill, 2026*; however, there is an additional \$92,350 derived by transfer from the unobligated balances of amounts previously appropriated under Division J of P.L. 117-58. CRS is unable to determine how much of these unobligated balances are included in individual program/accounts. See S. 3293, Energy and Water Development and Related Agencies Appropriations Act, 2026, p. 34. For detailed budgetary allocations including the use of unobligated balances of amounts previously appropriated under Division J of P.L. 117-58, see U.S. Congress, Senate Committee on Appropriations majority, *Explanatory Statement for the Energy and Water Development Appropriations Bill, 2026* [draft], <https://www.appropriations.senate.gov/download/fy26-ewd-bill-report>.

Potential Impact on DOE’s Science Account

On November 20, 2025, DOE announced an organizational realignment that made several changes to the offices overseen by the Undersecretary for Science.⁴⁶ The updated organizational chart establishes new offices within the Undersecretary for Science responsibilities, including the Office of Fusion, Office of Artificial Intelligence and Quantum, and the Office of Technology Commercialization (previously Office of Technology Transfer under the Secretary), while eliminating others.

The Administration is requesting \$7.1 billion for the science account in FY2026, a reduction of \$1.1 billion (-14%) from FY2025. The Biological and Environmental Research (BER) program, under the Science account, would see the largest reduction in funding, reduced from \$900 million in FY2024 to \$395 million (-56%) in FY2026. Specifically, BER research in environmental system sciences, atmospheric system research, earth system modeling, and data management, as well as the Atmospheric Radiation Measurement User Facility, would be eliminated. BER would instead focus on “transformative science and scientific user facilities to harness the genomic potential found in nature, achieve a predictive understanding of complex systems, and provide the fundamental research leading to solutions for the Nation’s energy and national security challenges.”⁴⁷

H.R. 4553 would appropriate \$8.5 billion for the Science account, a 21.5% increase over the President’s FY2026 request. S. 3293 would appropriate \$8.250 billion for the Science account.⁴⁸

⁴⁶ DOE, “Energy Department Announces Organizational Realignment to Strengthen Efficiency and Unleash American Energy,” press release, November 20, 2025, <https://www.energy.gov/articles/energy-department-announces-organizational-realignment-strengthen-efficiency-and-unleash>.

⁴⁷ DOE, *FY 2026 Congressional Justification: Budget in Brief*, May 2025, p. 20, <https://www.energy.gov/sites/default/files/2025-06/doe-fy-2026-bib-v6.pdf>.

⁴⁸ The total Science appropriation account is listed at \$8.0 billion in the draft version of the Senate Committee on Appropriations *Explanatory Statement for the Energy and Water Development Appropriations Bill, 2026*; however, there is an additional \$250,237,000 derived by transfer from the unobligated balances of amounts previously appropriated under Division J of the IIJA (P.L. 117-58). CRS is unable to determine how much of these unobligated (continued...)

There are significant differences between the House-passed budget, the proposed Senate budget, and the President's FY2026 request for particular programs under the Science account. For example, Biological and Environmental Research would see a nearly 100% (double) increase in both the House and Senate proposals compared with the President's FY2026 request. In addition, there are differences on specific program priorities within Fusion Energy Sciences compared with the President's FY2026 request. For example, the House-passed bill would provide \$225 million for ITER (a multibillion-dollar collaboration of the European Union [host], China, India, Japan, Russia, South Korea, and the United States to develop a tokamak fusion reactor),⁴⁹ while S. 3293 and the accompanying draft report would provide \$75 million, compared with the President's FY2026 request of \$77.5 million.

Potential Impact on National-Security-Related R&D

The request for DOE's national-security-related R&D is \$7.3 billion, an increase of \$1.3 billion (22.9%) from the FY2025 estimated levels. In the Weapons Activities account, the request for Stockpile Research, Technology, and Engineering would increase by \$1.0 billion. Meanwhile, the budget for Defense Environmental Cleanup Technology Development would see a decrease of 55%, and Defense Nuclear Nonproliferation R&D would decrease by 4%, both compared with FY2025 levels.

H.R. 4553 would appropriate \$6.1 billion, a 16.4% decrease for selected national-security-related R&D compared with the President's FY2026 request. S. 3293 would appropriate \$6.2 billion. The biggest difference regarding national-security-related R&D between both the House and Senate bills and the President's FY2026 request appears to be related to the Weapons Activities Stockpile RT&E program budgets. Compared with the President's request (\$4.2 billion), the House-passed budget (\$3.2 billion) would decrease spending by nearly 24%, and the Senate's introduced budget (\$3.4 billion) would decrease spending by nearly 20%. However, the overall House-passed budget and introduced Senate budget related to national-security-related R&D would increase spending slightly over the FY2025 enacted levels.

Potential Impact on Energy-Related R&D

The Administration is requesting \$3.4 billion for energy-related R&D in FY2026, a reduction of 51.2% compared with FY2025 estimated budgets. The largest reduction, \$2.6 billion (-73.9%), would occur in the Energy Efficiency and Renewable Energy account. The Administration is requesting \$200 million for Advanced Research Project Agency-Energy (ARPA-E), which supports research on high-risk but potentially transformative technology, a reduction of \$260 million (-56.5%) from the FY2025 level of \$460 million.⁵⁰ According to DOE, this level would reduce funding "to a fiscally responsible level for high risk, high reward research advancing reliable energy technologies and other critical and emerging technologies."⁵¹

balances are included in individual program/accounts. See S. 3293, Energy and Water Development and Related Agencies Appropriations Act, 2026, p. 42. For detailed budgetary allocations including the use of unobligated balances of amounts previously appropriated under Division J of the IIJA (P.L. 117-58) see U.S. Congress, Senate Committee on Appropriations, *Explanatory Statement for the Energy and Water Development Appropriations Bill, 2026* [draft], <https://www.appropriations.senate.gov/download/fy26-ewd-bill-report>.

⁴⁹ CRS Report R48362, *ITER—An International Nuclear Fusion Research and Development Facility*, coordinated by Todd Kuiken.

⁵⁰ DOE, *FY 2026 Congressional Justification: Budget in Brief*, p. 41.

⁵¹ DOE, *FY 2026 Congressional Justification: Advanced Research Projects Agency-Energy*, May 2025, <https://www.energy.gov/sites/default/files/2025-06/doe-fy-2026-vol-2-arpa-e.pdf>.

Under H.R. 4553 as passed by the House, energy-related R&D would see a nearly 50% increase, while S. 3293 as introduced would increase spending by 95%⁵² compared with the President's FY2026 request. However, when compared with FY2025 enacted levels, the overall energy-related R&D spending would decrease. Every program under the energy-related R&D accounts in both the House and Senate appropriations bills would see an increase, with the Energy Efficiency and Renewable Energy account seeing the largest increase, compared with the President's FY2026 request (see **Table 6**).⁵³

Indirect Cost Rates

On April 11, 2025, DOE announced “updated policies, procedures, and general decision-making criteria for establishing indirect cost rates when awarding grants to IHEs [institutions of higher education].”⁵⁴ According to the policy, DOE will no longer use the negotiated indirect cost rate for grants awarded to IHEs; instead, DOE is setting a standardized 15% indirect cost rate for all grant awards to IHEs.⁵⁵ A federal lawsuit filed by several affected IHEs cited previously negotiated indirect cost rates ranging up to 62%.⁵⁶ Lower indirect cost rates may affect institutions' assessment of conducting research for DOE and may change their willingness to apply for grants in the future.⁵⁷ Separately, DOE issued policies on May 8, 2025, that also changed the indirect cost rates DOE would pay to state and local governments, nonprofit organizations, and for-profit organizations.⁵⁸ Changes in indirect cost rates may affect the overall budget that IHEs, state and local governments, nonprofit organizations, and for-profit

⁵² Certain programs in the Energy account in the draft version of the Senate Committee on Appropriations *Explanatory Statement for the Energy and Water Development Appropriations Bill, 2026*, include unobligated balances of amounts previously appropriated under Division J of the IIJA (P.L. 117-58).

⁵³ The total Energy Efficiency and Renewable Energy account appropriation is listed at \$2,227,227 in the draft version of the Senate Committee on Appropriations *Explanatory Statement for the Energy and Water Development Appropriations Bill, 2026*; however, there is an additional \$1,059,773 derived by transfer from the unobligated balances of amounts previously appropriated under Division J of the IIJA (P.L. 117-58). CRS is unable to determine how much of these unobligated balances are included in individual program/accounts. See S. 3293, Energy and Water Development and Related Agencies Appropriations Act, 2026, p. 34. For detailed budgetary allocations, including the use of unobligated balances of amounts previously appropriated under Division J of the IIJA (P.L. 117-58), see U.S. Congress, Senate Committee on Appropriations, *Explanatory Statement for the Energy and Water Development Appropriations Bill, 2026* [draft], <https://www.appropriations.senate.gov/download/fy26-ewd-bill-report>.

⁵⁴ Indirect costs, also known as facilities and administrative or overhead costs, fund the infrastructure and support services for R&D but are not easily attributed to a specific project. For additional information on how federal agencies negotiate indirect cost rates, see CRS Report R48540, *Universities and Indirect Costs for Federally Funded Research*, by Marcy E. Gallo and Laurie Harris. DOE, “PF 2025-22 Adjusting Department of Energy Grant Policy for Institutions of Higher Education (IHE),” April 11, 2025, <https://www.energy.gov/management/pf-2025-22-adjusting-department-energy-grant-policy-institutions-higher-education-ihe>.

⁵⁵ DOE, “PF 2025-22 Adjusting Department of Energy Grant Policy for Institutions of Higher Education (IHE).”

⁵⁶ Association of American Universities v. Department of Energy, No. 1:25-cv-10912 (D. Mass. filed April 14, 2025), <https://www.aau.edu/sites/default/files/AAU-Files/Key-Issues/Research-Administration-Regulation/legal-filing-DOE-4-14-25.pdf>.

⁵⁷ For more background, see CRS Report R48540, *Universities and Indirect Costs for Federally Funded Research*, by Marcy E. Gallo and Laurie Harris.

⁵⁸ DOE, “PF 2025-25 Adjusting Department of Energy Financial Assistance Policy for State and Local Governments' Financial Assistance Awards,” May 8, 2025, <https://www.energy.gov/management/pf-2025-25-adjusting-department-energy-financial-assistance-policy-state-and-local>; DOE, “PF 2025-26 Adjusting Department of Energy Financial Assistance Policy for Nonprofit Organizations' Financial Assistance Awards,” May 8, 2025, <https://www.energy.gov/management/pf-2025-26-adjusting-department-energy-financial-assistance-policy-nonprofit>; and DOE, “PF 2025-27 Adjusting Department of Energy Financial Assistance Policy for For-Profit Organizations' Financial Assistance Awards,” May 8, 2025, <https://www.energy.gov/management/pf-2025-27-adjusting-department-energy-financial-assistance-policy-profit-organizations>.

organizations receive from DOE to conduct research. This could influence their assessment of whether it is financially prudent to apply for funding in the future, potentially impacting DOE's future research programs. It is not clear whether, or how, changes in indirect cost rates will impact DOE's national laboratories.

The House Appropriations Committee report accompanying the proposed Energy and Water Development and Related Agencies Appropriations Act, 2026 (H.R. 4553), would direct DOE to pause implementation of its previously announced policy regarding indirect cost rates. The report would direct DOE to work with stakeholders to develop new indirect cost rate policies that "better reflect the unique capabilities of entities that support the Department's research goals."⁵⁹

The introduced Senate bill also addressed DOE's announced changes in indirect cost rates. Section 315 of S. 3293 states that

the Department of Energy shall continue to apply the indirect cost rate to the same extent and in the same manner as was applied in fiscal year 2024: *Provided*, None of the funds appropriated in this or prior Acts or otherwise made available to the Department of Energy may be used to develop, modify, or implement changes to such negotiated indirect cost rates.⁶⁰

National Aeronautics and Space Administration⁶¹

The National Aeronautics and Space Act of 1958 (P.L. 85-568) established NASA to conduct civilian space and aeronautics activities. NASA has research programs in planetary science, Earth science, astrophysics, heliophysics, the biological and physical sciences, aeronautics, and astronaut health and performance, as well as development programs for future human spacecraft and for multipurpose space technology, such as advanced propulsion systems. In addition, NASA operates the International Space Station (ISS) as a facility for R&D and other purposes.

Regular appropriations for NASA are provided through the annual Commerce, Justice, Science, and Related Agencies Appropriations acts. NASA is funded through nine major accounts, and the amount of R&D funded through those accounts varies. Some accounts (such as Science and Space Technology) fund R&D almost exclusively, while others (such as Exploration and Space Operations) fund a mix of R&D and non-R&D activities (e.g., testing of equipment or spacecraft and demonstrations).

For FY2026, President Trump is requesting \$18.8 billion for NASA, a decrease of \$6.0 billion (-24%; see **Figure 7** and **Table 7**) from the FY2025 enacted amount provided by P.L. 119-4 (\$24.8 billion). NASA received an additional \$10 billion in FY2025 appropriations through P.L. 119-21, the FY2025 reconciliation act, for specific activities, although the law does not specify the corresponding appropriations accounts for this funding. The activities described in this act include infrastructure investments and commercial procurement of a Mars orbiter and do not appear to include R&D. Therefore, this section of the report uses FY2025 funding amounts from P.L. 119-4 when making comparisons to FY2026 requested amounts.

Under the President's FY2026 budget proposal for NASA, the Exploration account would receive the only increase: \$647 million (9%) compared with FY2025 enacted levels per P.L. 119-4. The

⁵⁹ See U.S. Congress, House Appropriations Committee, *Energy and Water Development and Related Agencies Appropriations Bill, 2026*, report to accompany H.R. 4553, 119th Cong., 1st sess., H.Rept. 119-213, July 21, 2025, p. 89.

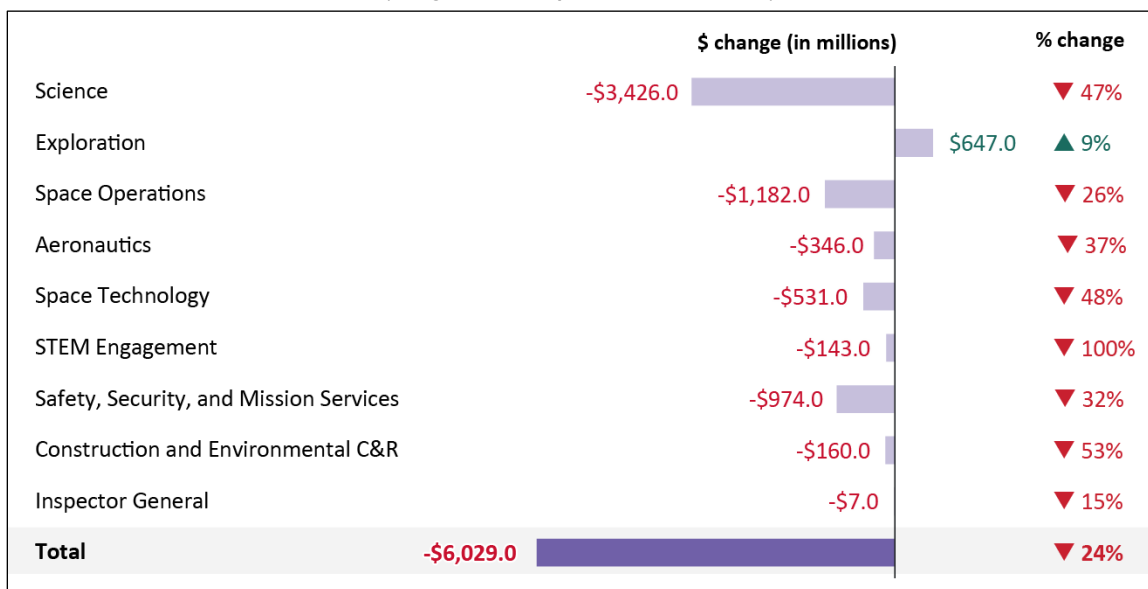
⁶⁰ S. 3293.

⁶¹ This section was written by Rachel Lindbergh, Analyst in Science and Technology Policy.

FY2026 request would reduce funding for all other accounts. Compared with FY2025 enacted levels provided by P.L. 119-4, the Science account would see the largest dollar decrease, down \$3.4 billion (-47%), and the Science, Technology, Engineering, and Mathematics (STEM) Engagement account would see the largest percentage decrease, down \$1.4 billion (-100%).

Figure 7. National Aeronautics and Space Administration (NASA) Funding by Account/Program, President's FY2026 Request Compared with FY2025 Levels

(budget authority, in current dollars)



Source: CRS calculated the dollar and percentage changes by comparing NASA funding requested for FY2026 with enacted FY2025 funding levels specified by the Full-Year Continuing Appropriations and Extensions Act, 2025 (Division A, P.L. 119-4). Requested FY2026 funding is from NASA, *FY 2026 Budget Technical Supplement*, p. SUM-5, <https://www.nasa.gov/fy-2026-budget-request/>.

Notes: STEM = science, technology, engineering, and mathematics; C&R = Compliance and Restoration. Components may not sum to totals because of rounding. FY2025 totals reflect enacted amounts specified by the Full-Year Continuing Appropriations and Extensions Act, 2025 (Division A, P.L. 119-4), and do not include the \$10 billion in supplemental appropriations provided by P.L. 119-21, the FY2025 reconciliation act, which does not specify how the funding should be allocated across appropriations accounts. FY2026 totals include proposed appropriations for all programs, per the description provided in NASA, *FY 2026 Budget Technical Supplement*, p. SUM-5, <https://www.nasa.gov/fy-2026-budget-request/>.

Both the House and Senate Committees on Appropriations proposed funding levels that would effectively maintain FY2025 levels provided by P.L. 119-4 and FY2024 funding levels for NASA. Both committees' proposed amounts are about \$6 billion greater than the President's requested amount for FY2026.

The House Appropriations Committee proposed \$24.8 billion in appropriations for NASA for FY2026.⁶² This amount would be, if enacted, equal to the funding levels for FY2024 and FY2025. At the account level, the House Appropriations Committee proposed increasing funding levels (compared with FY2025 enacted in P.L. 119-4) for the Exploration account and reducing funding levels for all other NASA accounts.

⁶² H.R. 5342; H.Rept. 119-272.

The Senate Committee on Appropriations proposed \$24.9 billion in appropriations for NASA for FY2026.⁶³ This amount would be, if enacted, a relatively small increase of \$62 million compared with FY2025 (about 0.25%) and would effectively maintain NASA's funding levels at FY2024 and FY2025 levels.⁶⁴ At the account level, the Senate Committee on Appropriations proposed reductions (compared with FY2025 enacted in P.L. 119-4) for three accounts: Science, Space Technology, and Construction and Environmental Compliance and Restoration (by \$34 million, \$125 million, and \$25 million, respectively). The other six accounts would receive increases over FY2025.

Table 7 reflects total funding amounts requested for NASA, given that R&D funding is generally provided across multiple appropriations accounts. Selected themes from the FY2026 request are discussed below.

Table 7. National Aeronautics and Space Administration (NASA) Funding
(budget authority, in millions of current dollars)

Account/Program	FY2024 Actual	FY2025 Enacted	FY2026 Request	FY2026 H. Cmte.	FY2026 S. Cmte.
Science	7,325	7,334	3,908	6,000	7,300
Exploration	7,648	7,666	8,313	9,716	7,783
Space Operations	4,220	4,220	3,132	4,150	4,314
Aeronautics	935	935	589	775	950
Space Technology	1,100	1,100	569	913	975
STEM Engagement	143	143	0	0 ^a	148
Safety, Security, and Mission Services	3,131	3,092	2,118	3,044	3,107
Construction and Environmental C&R	326	300	140	200	275
Inspector General	48	48	41	41	48
Total, NASA	24,877	24,838	18,809	24,838	24,900

Source: NASA, *FY 2026 Budget Technical Supplement*, p. SUM-5, <https://www.nasa.gov/fy-2026-budget-request/>; P.L. 119-4 (for FY2025 enacted amounts); FY2026 House committee appropriations, as introduced in the House on September 12, 2025, H.R. 5342 and H.Rept. 119-272; and FY2026 Senate committee appropriations, S. 2354, as reported by the Senate Committee on Appropriations and S.Rept. 119-44.

Notes: STEM = science, technology, engineering, and mathematics; C&R = Compliance and Restoration. Components may not sum to totals because of rounding. FY2024 totals include actual transactions and balances, as recorded in agency accounts. FY2025 totals reflect enacted amounts specified by the Full-Year Continuing Appropriations and Extensions Act, 2025 (Division A, P.L. 119-4), and do not include the \$10 billion in supplemental appropriations provided by P.L. 119-21, the FY2025 reconciliation act, which does not specify how the funding should be allocated across appropriations accounts. FY2026 totals include proposed appropriations for all programs, per the description provided in NASA, *FY 2026 Budget Technical Supplement*, p. SUM-5, <https://www.nasa.gov/fy-2026-budget-request/>.

- a. The draft FY2026 appropriations bill approved by the House Appropriations Committee proposed providing \$82 million in appropriations for and relocating two major STEM programs—the Established Program to Stimulate Competitive Research (EPSCoR) and National Space Grant College and Fellowship Project programs—into the agency's Safety, Security, and Mission Services account.

⁶³ S. 2354; S.Rept. 119-44.

⁶⁴ S.Rept. 119-44.

Changes in Staffing Levels

NASA's civilian workforce, two-thirds of which is in STEM occupations, averaged 17,600 employees over a recent five-year period.⁶⁵ The FY2026 request, released in May, proposes reducing NASA's workforce by about 5,500 full-time equivalent (FTE) positions compared with the agency's recent five-year average workforce.⁶⁶ The proposed FTE reductions would affect all NASA accounts to varying degrees, as shown in **Table 8**. For instance, the FY2026 request proposes reducing FTE positions in the Science account by about 1,400 (-49%) compared with the FY2025 estimated number, while the proposed reduction for Exploration would be 137 FTE positions (4% less than the FY2025 estimate).

Similarly, the proposed FTE reductions would affect all 10 NASA centers, although some would be more heavily impacted than others. For instance, the largest proposed reduction in total FTEs and by percentage decrease would occur at Goddard Space Flight Center in Maryland. The FY2026 request proposes reducing FTE positions by 46% (removing about 1,300 FTEs) compared with FY2025 estimated FTE level (2,884 FTEs). The smallest total FTE reduction would occur at Stennis Space Center in Mississippi, with a proposed reduction of 108 FTEs (-39%). The smallest percentage reduction is proposed for Johnson Space Center in Texas, with a 21% reduction (about 700 FTEs).⁶⁷

**Table 8. National Aeronautics and Space Administration (NASA)
Full-Time Equivalent (FTE) Positions by Account**

(comparison of FY2024 actual, FY2025 estimated, and FY2026 requested NASA FTE positions)

Major NASA Account	FY2024 Actual	FY2025 Estimate	FY2026 Request	FY2025-FY2026	
				Proposed Change in FTE Positions	Proposed Percentage Change
Science	2,805	2,841	1,441	-1,400	-49%
Exploration	3,134	3,331	3,194	-137	-4%
Space Operations	2,191	2,351	1,588	-763	-32%
Aeronautics	1,645	1,575	882	-693	-44%
Space Technology	768	711	528	-183	-4%
STEM Engagement	46	49	—	-49	-100%
Safety, Security, and Mission Services	7,013	6,813	4,429	-2,384	-35%
Inspector General	178	171	154	-17	-10%
Total, NASA	17,780	17,842	12,216	-5,626	-32%

Source: CRS Analysis of data from OMB, *Technical Supplement to the 2026 Budget: Appendix*, pp. 997-1005.

Note: This table includes both direct and reimbursable FTEs for each account listed.

⁶⁵ National Academies of Sciences, Engineering, and Medicine, *NASA at a Crossroads: Maintaining Workforce, Infrastructure, and Technology Preeminence in the Coming Decades*, 2024, p. 61, <https://doi.org/10.17226/27519>.

⁶⁶ National Aeronautics and Space Administration (NASA), *FY 2026 Budget Technical Supplement*, June 9, 2025, p. SD-7, <https://www.nasa.gov/fy-2026-budget-request/> (hereinafter NASA, *FY 2026 Budget Technical Supplement*).

⁶⁷ CRS analysis of data from NASA, *FY 2026 Budget Technical Supplement*, p. SD-7.

In January 2025, the U.S. Office of Personnel Management established the Deferred Resignation Program (DRP), which allowed executive branch employees—including those at NASA—to resign from their positions and retain their pay and benefits until September 30, 2025.⁶⁸ NASA reports that 870 of its employees opted into the January 2025 DRP.⁶⁹ Since then, NASA began agency-specific efforts to reduce its workforce.⁷⁰ As of July 31, 2025, NASA reports that 2,904 employees requested use of agency-specific voluntary separation incentives initiated in June 2025.⁷¹ Reportedly, of the 2,904 employees, about 2,150 are “senior-ranking” officials.⁷² NASA reports that 3,774 employees left the agency through both agency-specific and government-wide voluntary separation programs.⁷³ The agency also implemented a small, targeted involuntary reduction in force (RIF) that impacted about 23 employees.⁷⁴ Between January and July 2025, about 500 additional employees left “due to normal attrition.”⁷⁵

At least 64 Members of the House have expressed concern that NASA has proceeded with such efforts before Congress has enacted appropriations. These Members, in a letter to NASA Acting Administrator Sean Duffy (who is also the Secretary of Transportation), asked NASA to take “no actions” to implement proposed funding cuts or “encourage or effectuate actions to meet the proposed workforce reductions in the FY2026 budget request ... until Congress enacts full-year appropriations for FY2026 through September 30th, 2026.”⁷⁶

The House Appropriations Committee included the following comment in its FY2026 bill report: “The Committee encourages NASA to evaluate its workforce needs, including any critical vacancies that may have arisen, and to provide the Committee quarterly briefings on any workforce gaps.”⁷⁷

Potential Impact on NASA’s Science Account

NASA’s Science account largely supports R&D activities in Earth science, planetary science, astrophysics, heliophysics, and biological and physical sciences. For FY2026, the Trump Administration proposed reducing this account’s funding by \$3.4 billion compared with FY2025 estimated levels and cancelling “over 40 lower-priority missions,” include those currently in early

⁶⁸ For more information, see CRS Insight IN12505, *Federal Workforce Downsizing: Voluntary and Involuntary Mechanisms*, by Taylor N. Riccard, and CRS Legal Sidebar LSB11277, *Deferred Resignation or “Fork in the Road”: Selected Relevant Legal Challenges and Considerations for Congress*, by Jimmy Balser and Jon O. Shimabukuro.

⁶⁹ Chandelis Duster, “Nearly 4,000 NASA Employees Opt to Leave Agency Through Deferred Resignation Program,” *NPR*, July 26, 2025, <https://www.npr.org/2025/07/26/nx-s1-5481304/nasa-employees-deferred-resignation-program>.

⁷⁰ Tariq Malik, “NASA Begins Push to Slash Workforce with More Staff Buyouts, Early Retirements as Budget Cuts Loom,” *Space.com*, June 11, 2025, <https://www.space.com/space-exploration/nasa-begins-push-to-slash-workforce-with-more-staff-buyouts-early-retirements-as-budget-cuts-loom>.

⁷¹ NASA, email communication with CRS, August 15, 2025.

⁷² Sam Skove, “Over 2,000 Senior Staff Set to Leave NASA Under Agency Push,” *Politico*, July 9, 2025, <https://www.politico.com/news/2025/07/09/nasa-staff-departures-00444674>.

⁷³ NASA, email communication with CRS, August 15, 2025; Chandelis Duster, “Nearly 4,000 NASA Employees Opt to Leave Agency Through Deferred Resignation Program,” *NPR*, July 26, 2025, <https://www.npr.org/2025/07/26/nx-s1-5481304/nasa-employees-deferred-resignation-program>.

⁷⁴ Marcia Smith, “RIFS at NASA Headquarters Begin,” *SpacePolicyOnline*, March 10, 2025, <https://spacepolicyonline.com/news/rifs-at-nasa-headquarters-begin/>.

⁷⁵ Chandelis Duster, “Nearly 4,000 NASA Employees Opt to Leave Agency Through Deferred Resignation Program,” *NPR*, July 26, 2025, <https://www.npr.org/2025/07/26/nx-s1-5481304/nasa-employees-deferred-resignation-program>.

⁷⁶ Letter from Valerie P. Foushee, Ranking Member of the House Subcommittee on Space and Aeronautics, et al., to Sean Duffy, acting administrator of NASA, July 18, 2025, https://foushee.house.gov/imo/media/doc/foushee_letter_nasa_fy26_pbr_cuts.pdf.

⁷⁷ H.Rept. 119-272, p. 85.

development stages and those currently in space.⁷⁸ Proposed cancellations include Chandra X-Ray Observatory, an X-ray telescope currently in orbit; Mars Sample Return, a planned mission to return samples from Mars; DAVINCI and VERITAS, both spacecraft in development with the goal of studying Venus; and HelioSwarm, a planned constellation of spacecraft and satellites intended to study the Sun.⁷⁹ Proposed reductions for Science subaccounts (compared with FY2024 levels) include the following:⁸⁰

- **Earth Sciences:** For FY2026, the requested amount is \$1.0 billion, a reduction of \$1.1 billion (-52%) compared with FY2024 actual levels (\$2.1 billion).
- **Planetary Sciences:** For FY2026, the requested amount is \$1.9 billion, a reduction of \$873 million (-32%) compared with FY2024 actual levels (\$2.8 billion).
- **Astrophysics:** For FY2026, the requested amount is \$523 million, a reduction of \$1.0 billion (-66%) compared with FY2024 actual levels (\$1.5 billion).
- **Heliophysics:** For FY2026, the requested amount is \$433 million, a reduction of \$373 million (-46%) compared with FY2024 actual levels (\$805 million).
- **Biological and Physical Sciences:** For FY2026, the requested amount is \$25 million, a reduction of \$62 million (-71%) compared with FY2024 actual levels (\$88 million).

Congressional proposals for FY2026 appropriations for NASA's Science account have, thus far, differed from the Administration's requested amounts. The House Appropriations Committee proposed \$6 billion in FY2026 appropriations for NASA's Science account; this amount is about \$1.334 billion less than the FY2025 enacted amount and about \$2.092 billion greater than the FY2026 requested amount.⁸¹ The House Appropriations Committee proposed continuing several missions that the President proposed cancelling, including the Earth System Observatory, Mars Sample Return, and OSIRIS Apophis Explorer.⁸²

For FY2026, the Senate Committee on Appropriations proposed \$7.3 billion for NASA's Science account, about \$3.4 above the President's request and around \$34 million below the FY2025 enacted level.⁸³ The Senate Committee's proposal rejected a number of the Administration's requested program terminations, stating,

The Committee rejects the mission terminations proposed in the fiscal year 2026 budget request for Earth Science, Planetary Science, Astrophysics, and Heliophysics. The Committee is concerned by the plan to end 55 missions across Science, which was driven

⁷⁸ NASA, *FY 2026 Budget Technical Supplement*, p. SUM-5.

⁷⁹ NASA, *FY 2026 Budget Technical Supplement*, pp. SCMD-4, PS-30, and HELIO-23; NASA, "Chandra: Chandra X-Ray Observatory," September 7, 2023, <https://science.nasa.gov/mission/chandra/>; NASA, "Mars Sample Return," June 16, 2025, <https://science.nasa.gov/mission/mars-sample-return/>; NASA, "DAVINCI: Deep Atmosphere Venus Investigation of Noble Gases, Chemistry, and Imaging," February 10, 2025, <https://science.nasa.gov/mission/davinci/>; NASA, "VERITAS: Venus Emissivity, Radio Science, InSAR, Topography and Spectroscopy," April 15, 2025, <https://science.nasa.gov/mission/veritas/>; and NASA, "HelioSwarm," August 23, 2024, <https://science.nasa.gov/mission/helioswarm/>.

⁸⁰ The Full-Year Continuing Appropriations and Extensions Act, 2025 (P.L. 119-4), does not specify appropriations for the subaccounts within NASA's Science account. Therefore, CRS compared the FY2026 requested amounts with the FY2024 operating plan, as provided by NASA, *FY 2026 Budget Technical Supplement*, p. BUD-1.

⁸¹ H.Rept. 119-272, p. 85.

⁸² H.Rept. 119-272, pp. 79-81

⁸³ S. 2354; S.Rept. 119-44.

by budget pressure rather than scientific value.... [M]ission cancellations without clear justifications may hinder scientific progress and U.S. leadership in space.⁸⁴

Potential Impact on NASA's Applied Research Portfolio

The Aeronautics and Space Technology accounts include much of NASA's applied R&D portfolio. According to the NASA FY2025 budget estimate, the Aeronautics account supports efforts to “improve efficiency and reduce the noise and emissions of commercial aircraft; advance the safety, capacity, and efficiency of air transportation; and enhance aviation as an economic engine.”⁸⁵ According to the NASA FY2025 budget estimate, the Space Technology account supports the development of cross-cutting technology for future space missions in partnership with small and large businesses and academia.⁸⁶ The FY2026 request proposes reducing funding for Aeronautics by about 37% (about \$346 million) and for Space Technology by about 48% (\$531 million) compared with FY2025 levels.

As part of this proposed reduction for Aeronautics, the FY2026 request proposes shifting “attention and resources for climate-focused ‘green-aviation’ projects and underperforming space propulsion projects” to “development of air traffic control enhancements and technology projects that enable a transition to private sector research and development.”⁸⁷ The Trump Administration also proposes shifting to ground testing and modeling in place of more costly flight demonstrations for some of its aeronautics projects.⁸⁸

For Space Technology, the FY2026 request proposes cancelling several missions, including the Nuclear Thermal and Electric Propulsion projects and the Lunar Infrastructure Foundational Technologies (LIFT) effort.⁸⁹ NASA's Small Business Innovation Research (SBIR) and Small Business Technology Transfer (STTR) programs—which support small businesses' R&D for space technologies—would receive \$169 million, which would be \$48 million less than FY2024 actual levels (-22%).⁹⁰ The Administration also proposes restructuring the Space Technology account, shifting from its current structure based on Technology Readiness Levels to “functional domains ... that are capability focused.”⁹¹

The House Appropriations Committee proposed FY2026 appropriations of \$775 million for Aeronautics and \$913 million for Space Technology. For Aeronautics, the proposed appropriations are about \$160 million less than the FY2025 enacted amount and \$186 million more than the FY2026 requested amount. For Space Technology, the proposed appropriations are about \$187 million less than the FY2025 enacted amount and about \$344 million more than the FY2026 requested amount.⁹²

The Senate Committee on Appropriations proposed FY2026 appropriations of \$950 million for Aeronautics and \$975 million for Space Technology. For the Aeronautics account, the proposed appropriations are \$15 million greater than the FY2025 enacted amount and \$361 million more than the FY2026 requested amount. Further, the Senate Committee on Appropriations encouraged

⁸⁴ S.Rept. 119-44, p. 141.

⁸⁵ NASA, *FY 2025 Budget Estimates*, April 15, 2024, p. AERO-2, <https://www.nasa.gov/fy-2025-budget-request/>.

⁸⁶ NASA, *FY 2025 Budget Estimates*, April 15, 2024, p. ST-2, <https://www.nasa.gov/fy-2025-budget-request/>.

⁸⁷ NASA, *FY 2026 Budget Technical Supplement*, p. SUM-3.

⁸⁸ NASA, *FY 2026 Budget Technical Supplement*, pp. AERO-2 to AERO-4.

⁸⁹ NASA, *FY 2026 Budget Technical Supplement*, p. ST-4.

⁹⁰ NASA, *FY 2026 Budget Technical Supplement*, p. ST-6.

⁹¹ NASA, *FY 2026 Budget Technical Supplement*, p. ST-3.

⁹² H.Rept. 119-272, pp. 85, 88-92.

NASA to continue to pursue flight demonstrations and testing for certain aeronautics projects.⁹³ For the Space Technology account, the proposed appropriations are \$125 million less than the FY2025 enacted amount and \$406 million more than the FY2026 requested amount.⁹⁴ The Senate Committee on Appropriations supported the Administration’s proposed restructuring of the Space Technology account.⁹⁵

Both the House and Senate Committees on Appropriations encouraged NASA to continue to pursue flight demonstrations and testing for certain aeronautics projects.⁹⁶ With respect to Space Technology, both committees disagreed with the proposed cancellation of the nuclear thermal and electric propulsion projects, each providing additional proposed direction to the agency for how each project should proceed.⁹⁷ The recent reductions in NASA’s workforce, including in the Aeronautics and Space Technology accounts, may affect the agency’s ability to address these congressional directives.

National Science Foundation⁹⁸

NSF supports basic research and education in the nonmedical sciences and engineering. Congress established NSF as an independent federal agency in 1950 to “promote the progress of science; to advance the national health, prosperity, and welfare; to secure the national defense; and for other purposes.”⁹⁹ NSF is a major source of federal support for U.S. university research, especially in computer and information science and the geosciences and social sciences.¹⁰⁰ It is also responsible for significant shares of the federal STEM education program portfolio and federal STEM student aid and support.¹⁰¹

Regular appropriations for NSF are provided through the annual Commerce, Justice, Science, and Related Agencies Appropriations acts. NSF discretionary funding is typically provided through the following six appropriations accounts, while program-specific direction is usually included in accompanying conference reports or explanatory statements:

- Research and Related Activities (RRA), the main research account;

⁹³ S.Rept. 119-44, p. 148.

⁹⁴ S. 2354; S.Rept. 119-44.

⁹⁵ S.Rept. 119-44, p. 149.

⁹⁶ H.Rept. 119-272, pp. 88-92; S.Rept. 119-44, p. 148.

⁹⁷ H.Rept. 119-272, pp. 92-93; S.Rept. 119-44, p. 149.

⁹⁸ This section was written by Laurie Harris, Analyst in Science and Technology Policy.

⁹⁹ The National Science Foundation Act of 1950 (P.L. 81-507), https://nsf.gov-resources.nsf.gov/2023-04/NSF_act_1950_legislation.pdf.

¹⁰⁰ In FY2023, NSF was the largest federal funder of university research in computer and information sciences and geosciences, and the second largest funder of university research in social sciences, physical sciences, and mathematics and statistics, according to CRS analysis of data from the National Science Foundation (NSF) National Center for Science and Engineering Statistics (NCSES), “Table 48. Federal Obligations for Research Performed at Higher Education Institutions, by Agency and Field of R&D: FY 2023,” in *Survey of Federal Funds for Research and Development*, March 2025, <https://ncses.nsf.gov/pubs/nsf25328/table/48>. FY2023 is the most recent year for which data are available.

¹⁰¹ For a summary of the federal science, technology, engineering, and mathematics (STEM) investments inventory, see Appendix 4 in Office of Science and Technology Policy (OSTP), *2024 Report on the Committee on Science, Technology, Engineering, and Mathematics (CoSTEM) and CoSTEM-Related Agency Actions*, January 2025, p. 73, <https://bidenwhitehouse.archives.gov/wp-content/uploads/2025/01/2024-CoSTEM-Annual-Report.pdf>.

- STEM Education (EDU), the main education account;¹⁰²
- Major Research Equipment and Facilities Construction (MREFC), which supports the acquisition, construction, and commissioning of major facilities and larger mid-scale research infrastructure (RI);¹⁰³
- Agency Operations and Award Management (AOAM);
- the National Science Board (NSB), the account supporting NSF's governing body; and
- the Office of Inspector General (OIG).

For FY2026, President Trump's budget request includes \$3.9 billion for NSF, a decrease of \$4.9 billion (-55.8%) from the FY2025 estimated amount (\$8.8 billion); see **Figure 8** and **Table 9**. The FY2026 budget request proposes consolidating the EDU account as a subaccount within the RRA account. The combined resources for these activities in FY2026 would be \$3.3 billion, down \$5.1 billion (-60.8%) compared with the FY2025 estimated amount (\$8.4 billion). Under the prior-year structure, the FY2026 budget request would decrease funding for RRA by \$4.2 billion (-58.4%) and EDU by \$883.6 million (-75.4%) compared with the FY2025 estimated amounts.

Figure 8. National Science Foundation (NSF) Funding by Account/Program, President's FY2026 Request Compared with FY2025 Levels
(budget authority, in current dollars)

	\$ change (in millions)	% change
Research and Related Activities (RRA)	-\$5,072.4	▼ 60.8%
STEM Education (EDU)	-\$883.6	▼ 75.4%
Major Research Equipment and Facilities Construction (MREFC)	\$251.0	N/A
Agency Operations and Award Management (AOAM)	-\$93.0	▼ 20.8%
Office of Inspector General (OIG)	-\$6.4	▼ 26.3%
National Science Board (NSB)	-\$2.1	▼ 41.1%
Total	-\$4,922.9	▼ 55.8%

Source: CRS calculated the dollar and percentage changes by comparing NSF funding requested for FY2026 with estimated FY2025 funding levels contained in NSF, *FY 2026 Budget Request to Congress*, May 30, 2025, p. Summary Tables-3, <https://nsf.gov-resources.nsf.gov/files/00-NSF-FY26-CJ-Entire-Rollup.pdf>.

Notes: STEM = science, technology, engineering, and mathematics. The FY2026 NSF budget request proposes consolidating the EDU account as a subaccount within the RRA account. To conform with this proposal, CRS

¹⁰² In the FY2023 budget request, NSF proposed changing the name of the Directorate for Education and Human Resources (EHR) to the Directorate for STEM Education (EDU). In the FY2026 budget request, NSF proposed consolidating EDU within the Research and Related Activities (RRA) account, listing EDU as a subaccount in RRA. In response, the Senate and House of Representatives appropriations bills, as introduced, have taken opposite approaches. The Senate bill would provide funding for the RRA and EDU accounts separately, in line with prior-year appropriations account structures. The House bill would not provide separate funding for EDU, in line with the President's request.

¹⁰³ Initial development and design and post-construction operations and maintenance are funded through the RRA account.

included EDU amounts, shown here in italics, as *non-adds* (i.e., components included for illustrative purposes and not counted as separate line items when generating figure totals) for reference only. CRS included EDU amounts in the RRA account totals when calculating the dollar and percentage change. The percentage change for the MREFC amount is noted as “N/A” because Congress initially appropriated \$234 million for FY2025 to NSF as emergency funding through Division A of the Full-Year Continuing Appropriations and Extensions Act, 2025 (P.L. 119-4), but President Trump canceled that designated funding as of March 2025. According to the NSF FY2026 budget request, “MREFC appropriated funds were not included in the emergency designation transmitted to the Committee on Appropriations on March 24, 2025, and are thus not available for expenditure” (p. Summary Tables-4).

Funding for R&D is included in the RRA (including the proposed consolidation of EDU-supported activities) and MREFC accounts.¹⁰⁴ (The RRA account and amounts historically included in the EDU account have also included non-R&D funding.) Together, the RRA and MREFC accounts, including EDU-related activities, compose 95% of the total requested funding for NSF. Actual and estimated R&D obligations for each account are known after NSF allocates funding appropriations to specific activities and reports those figures.¹⁰⁵ The budget request specifies R&D funding for the conduct of research, including basic and applied research, and for physical assets, including R&D facilities and major equipment. Total agency funding amounts for FY2024 actual, FY2025 enacted, and FY2026 requested levels are reported by account in **Table 9**; amounts for R&D are reported by account in **Table 10**.¹⁰⁶ In both tables, EDU-related funding is included within RRA amounts and is also identified separately, where possible, to enable comparisons with prior-year funding and the Senate FY2026 appropriation bill (S. 2354), which would provide a specific appropriation for EDU as reported by the Senate Committee on Appropriations.

Under the FY2026 request, R&D funding in the RRA account would decrease by \$4.7 billion (-62.1%) compared with the FY2025 estimate of RRA and EDU combined. (A comparison of R&D funding for EDU separately is not possible, as R&D breakouts for FY2026 requested amounts for EDU are not provided in NSF’s budget request.)¹⁰⁷

The MREFC account appears to increase from \$0 in FY2025 to a requested \$251 million for FY2026 because President Trump canceled the designation of \$234 million appropriated for FY2025 to NSF as emergency funding for that account through Division A of the Full-Year Continuing Appropriations and Extensions Act, 2025 (P.L. 119-4).¹⁰⁸ According to the NSF FY2026 budget request, “MREFC appropriated funds were not included in the emergency designation transmitted to the Committee on Appropriations on March 24, 2025, and are thus not available for expenditure.”¹⁰⁹

¹⁰⁴ CRS is including the funding amounts for EDU because NSF’s FY2026 budget request still includes funding breakouts for STEM education activities for FY2024 and FY2025 amounts in the “Quantitative Data Table, Research and Development Special Analysis” section, pp. QDT-1 to QDT-8.

¹⁰⁵ R&D actual (FY2024), estimated (FY2025), and requested (FY2026) amounts are reported in NSF, “Quantitative Data Tables” in *FY 2026 Budget Request to Congress*, May 30, 2025, <https://nsf.gov/resources/nsf.gov/files/00-NSF-FY26-CJ-Entire-Rollup.pdf>.

¹⁰⁶ Account breakouts for R&D funding are included in the “Quantitative Data Table, Research and Development Special Analysis” section of the budget request, pp. QDT-1 to QDT-8.

¹⁰⁷ See NSF, *FY 2026 Budget Request to Congress*, p. QDT-3.

¹⁰⁸ P.L. 119-4 had provided funding for FY2025 at the level (\$234 million) and under the authorities and conditions as provided in the Consolidated Appropriations Act, 2024 (P.L. 118-42, Division C, Title III). Per P.L. 118-42, Division G, Section 6, amounts designated as emergency (including the funds appropriated for MREFC), “shall be available (or repurposed, rescinded, or transferred, if applicable) only if the President subsequently so designates all such amounts and transmits such designations to the Congress.”

¹⁰⁹ NSF, *FY 2026 Budget Request to Congress*, p. Summary Tables-4. Per a White House transmittal to Congress on (continued...)

As reported by the House Appropriations Committee on September 12, 2025, the Commerce, Justice, Science, and Related Agencies Appropriations Act, 2026 (H.R. 5342), would provide a total of \$7.0 billion to NSF for FY2026. This would be a decrease of \$2.1 billion (-22.7%) from the FY2025 enacted amount and an increase of \$3.1 billion (79.3%) over the FY2026 request.

H.R. 5342 proposes funding levels for each of NSF's accounts except EDU, in line with the President's budget request. The House bill would provide

- \$6.373 billion for RRA (including an unspecified amount for EDU-related activities), which is \$1.98 billion (-23.7%) less than the FY2025 enacted amount and \$3.097 billion (94.5%) more than the FY2026 request, and
- \$251.0 million for MREFC in FY2026, \$17.0 million (7.3%) above the FY2025 enacted amount and equal to the FY2026 request.¹¹⁰

As reported by the Senate Committee on Appropriations on July 17, 2025, the Commerce, Justice, Science, and Related Agencies Appropriations Act, 2026 (S. 2354), would provide a total of \$9.0 billion to NSF for FY2026. This would be a slight decrease of \$60.0 million (-0.7%) from the FY2025 enacted amount and an increase of \$5.1 billion (130.6%) over the FY2026 request.

S. 2354 would provide funding for the RRA and EDU accounts separately, in line with prior-year appropriations account structures. The Senate bill would provide

- \$8.176 billion for RRA (including \$1.0 billion for EDU), \$172 million (-2.1%) below the FY2025 enacted amount and \$4.9 billion (149.6%) above the FY2026 request, and
- \$350.0 million for MREFC in FY2026, \$116 million (49.6%) above the FY2025 enacted level and \$99.0 million (39.4%) above the FY2026 request.¹¹¹

Table 9. National Science Foundation (NSF) Funding

(budget authority, in millions of current dollars)

Account/Program	FY2024 Actual ^a	FY2025 Estimate	FY2026 Request	FY2026 H. Cmte.	FY2026 S. Cmte.
Research and Related Activities (RRA)	8,348.5	8,348.5	3,276.2	6,373.0	8,176.5
STEM Education (EDU) ^b	1,154.3	1,172.0	288.4	N/A	1,000.0
Major Research Equipment and Facilities Construction (MREFC)	234.0	— ^c	251.0	251.0	350.0

March 24, 2025, the President determined that the \$234 million in funds provided for the Major Research Equipment and Facilities Construction (MREFC) account for FY2025 were “improperly designated by the Congress as emergency in the [appropriations] Act,” and he did “not concur that the added spending is truly for emergency needs.” See U.S. President (Trump), “Un-Designating Funding as Emergency Funding,” 119th Cong., 1st sess., March 25, 2025, H.Doc. 119-31, <https://www.govinfo.gov/content/pkg/CDOC-119hdoc31/pdf/CDOC-119hdoc31.pdf>; and Clare Zhang, “NSF Construction Budget Defunded as Trump Challenges ‘Emergency’ Spending,” *American Institute of Physics*, April 1, 2025, <https://www.aip.org/fyi/nsf-construction-budget-defunded-as-trump-challenges-emergency-spending>.

¹¹⁰ Congress appropriated \$234.0 million for MREFC in FY2025 designated as emergency funding (through Division A of P.L. 119-4, which provided funding for FY2025 at the level provided by the FY2024 appropriations act [P.L. 118-42, Division C, Title III]). However, the President canceled that funding after determining that the funds were “improperly designated by the Congress as emergency,” and he did “not concur that the added spending is truly for emergency needs.” The analysis in this report includes the enacted amount for MREFC, but the NSF FY2026 budget request does not list any funding for MREFC in FY2025.

¹¹¹ See footnote 110.

Account/Program	FY2024 Actual ^a	FY2025 Estimate	FY2026 Request	FY2026 H. Cmte.	FY2026 S. Cmte.
Agency Operations and Award Management (AOAM) ^d	448.0	448.0	355.0	355.0	444.0
Office of Inspector General (OIG) ^d	24.4	24.4	18.0	18.0	24.4
National Science Board (NSB) ^d	5.1	5.1	3.0	3.0	5.1
Total, NSF^e	9,060.0	8,826.0	3,903.2	7,000.0	9,000.0

Source: CRS calculated dollar and percentage changes using data from NSF, *FY 2026 Budget Request to Congress*, May 30, 2025, p. Summary Tables-3, <https://nsf.gov-resources.nsf.gov/files/00-NSF-FY26-CJ-Entire-Rollup.pdf>; Senate Commerce, Justice, Science, and Related Agencies Appropriations Act, 2026 (S. 2354), as reported by the Senate Committee on Appropriations on July 17, 2025; and House Commerce, Justice, Science, and Related Agencies Appropriations Act, 2026 (H.R. 5342), as reported by the House Appropriations Committee on September 12, 2025.

Notes: STEM = science, technology, engineering, and mathematics; N/A = not available. Italicized amounts for the EDU account are for reference only; CRS has included EDU amounts in the RRA amount to reflect the proposed consolidation of EDU into RRA, as reported for FY2026 requested funding. Components may not sum to totals because of rounding.

- FY2024 actual amounts include \$316 million from the Disaster Relief Supplemental Appropriations Act.
- The FY2026 NSF budget request proposes consolidating the EDU account as a subaccount within the RRA account. To conform with this proposal, CRS included EDU amounts here in italics for reference; the amounts have also been included in the RRA amounts in this table.
- According to the NSF FY2026 budget request, p. Summary Tables-4, “MREFC appropriated funds were not included in the emergency designation transmitted to the Committee on Appropriations on March 24, 2025, and are thus not available for expenditure.” These funds were provided through Division A of the Full-Year Continuing Appropriations and Extensions Act, 2025 (P.L. 119-4), which provided funding for FY2025 at the level and under the authorities and conditions as provided in the Consolidated Appropriations Act, 2024 (P.L. 118-42, Division C, Title III). Per a White House transmittal to Congress on March 25, 2025, the President determined that the \$234 million provided for the MREFC account for FY2025 was “improperly designated by the Congress as emergency in the Act,” and he did “not concur that the added spending is truly for emergency needs.” See U.S. President (Trump), “Un-Designating Funding as Emergency Funding,” 119th Cong., 1st sess., March 25, 2025, H.Doc. 119-31, <https://www.govinfo.gov/content/pkg/CDOC-119hdoc31/pdf/CDOC-119hdoc31.pdf>; and Clare Zhang, “NSF Construction Budget Defunded as Trump Challenges ‘Emergency’ Spending,” *American Institute of Physics*, April 1, 2025, <https://www.aip.org/fyi/nsf-construction-budget-defunded-as-trump-challenges-emergency-spending>.
- The AOAM, NSB, and OIG accounts have no reported research and development (R&D) funding.
- In addition to discretionary funding, NSF reports mandatory funding in its R&D breakouts. Mandatory funding is not shown in this table but includes \$50.0 million in each of FY2025 and FY2026 from the Creating Helpful Incentives to Produce Semiconductors (CHIPS) for America Workforce and Education Fund mandatory appropriations (per P.L. 117-167, Division A, §102(d)(2)(C)). See the “Quantitative Data Tables” section of the NSF FY2026 budget request, p. QDT-8.

Table 10. National Science Foundation (NSF) R&D Funding

(budget authority, in millions of current dollars)

Account/Program	FY2024 Actual	FY2025 Estimate	FY2026 Request	FY2025-FY2026 Request	
				Dollar Change	Percentage Change
Research and Related Activities (RRA)	7,202.7	7,012.5	2,876.2	-4,136.4	-59.0%
STEM Education (EDU) ^a	537.6	584.0	N/A	N/A	N/A

Account/Program	FY2024 Actual	FY2025 Estimate	FY2026 Request	FY2025-FY2026 Request	
				Dollar Change	Percentage Change
Major Research Equipment and Facilities Construction (MREFC)	253.5	— ^b	251.0	251.0	N/A
Agency Operations and Award Management (AOAM) ^c	—	—	—	—	—
Office of Inspector General (OIG) ^c	—	—	—	—	—
National Science Board (NSB) ^c	—	—	—	—	—
CHIPS for American Workforce and Education ^d	—	10.0	10.0	—	—
Total, NSF R&D^d	7,456.2	7,022.5	3,137.2	-3,885.4	-55.3%
<i>R&D Conduct</i>	<i>6,948.5</i>	<i>6,777.5</i>	<i>2,776.2</i>	<i>-4,001.4</i>	<i>-59.0%</i>
<i>R&D Facilities and Equipment</i>	<i>507.7</i>	<i>245.0</i>	<i>361.0</i>	<i>116.0</i>	<i>47.3%</i>

Source: CRS calculated dollar and percentage changes using data from NSF, *FY 2026 Budget Request to Congress*, May 30, 2025, pp. QDT-1 to QDT-8, <https://nsf.gov-resources.nsf.gov/files/00-NSF-FY26-CJ-Entire-Rollup.pdf>.

Notes: N/A = not available; STEM = science, technology, engineering, and mathematics. Em dash (—) indicates that no research and development (R&D) information is reported, unless otherwise noted. Italicized R&D amounts are a subset of total NSF R&D amounts. Components of non-italicized amounts may not sum to totals because of rounding.

- The FY2026 NSF budget request proposes consolidating the EDU account as a subaccount within the RRA account. To conform with this proposal, CRS included EDU here in italics for reference; the EDU amounts have also been included in the RRA amounts in this table.
- According to the NSF FY2026 budget request, p. Summary Tables-4, “MREFC appropriated funds were not included in the emergency designation transmitted to the Committee on Appropriations on March 24, 2025, and are thus not available for expenditure.”
- The AOAM, NSB, and OIG accounts have no reported R&D funding.
- In addition to discretionary funding, NSF reports mandatory funding from the Creating Helpful Incentives to Produce Semiconductors (CHIPS) for America Workforce and Education Fund appropriations (per P.L. 117-167, Division A, §102(d)(2)(C)) in its R&D totals. See the “Quantitative Data Tables” section of the NSF FY2026 budget request, p. QDT-8.
- An unspecified amount of R&D for EDU is likely included in the requested FY2026 R&D amount for RRA.

Funding Rates for R&D

Under the FY2026 requested funding amounts, NSF estimates that the funding rate for competitive awards (including research grants, cooperative agreements, equipment grants, and fellowships) would decrease from 26% to 7% of proposals received.¹¹² In 2021, the former NSF director, Sethuraman Panchanathan, testified that NSF was funding “only 50% of what [it] could fund,” in terms of proposals that were deemed worthy of support but rejected because of budget constraints at that time.¹¹³ Some stakeholders have also raised concerns about potential long-term impacts to the economy and scientific workforce from rapid and large-scale cuts to basic research

¹¹² NSF, *FY 2026 Budget Request to Congress*, p. Summary Tables-5.

¹¹³ See Jeffrey Mervis, “First Round of Hearings by Congress Back a More Muscular NSF,” *Science*, April 15, 2021, <https://www.science.org/content/article/first-round-hearings-congress-back-more-muscular-nsf>.

funded by NSF.¹¹⁴ Additionally, through the CHIPS and Science Act (P.L. 117-167), Congress authorized and reauthorized NSF programs and activities and authorized appropriations for NSF of \$17.8 billion in FY2026; the requested funding levels are \$13.9 billion (-78.1%) below the authorized amount. As passed by the respective appropriations committees, the House and Senate bills would provide \$10.8 billion (-60.7%) and \$8.8 billion (-49.4%) less, respectively, than the authorized amount.

Investments in Research Infrastructure

The NSF FY2026 budget request notes that “RI is foundational to the scientific endeavor and necessary for enabling ground-breaking discoveries and global leadership.”¹¹⁵ NSF’s RI portfolio includes two main types of funding through MREFC: a mid-scale RI (MRI) program covering projects with implementation costs between \$20 million and \$100 million (MRI Track 2, MRI-2 projects) and construction projects that require an investment of more than \$100 million and tend to span multiple years. The request includes \$251 million for MREFC, an increase of \$17 million (7.3%) from the FY2024 reported amount. (As noted above, the FY2025 appropriation of \$234 million for MREFC was not designated as emergency funding by President Trump in March 2025, and so no FY2025 appropriation was available for MREFC.)

The FY2026 MREFC requested funding would provide \$25 million for the MRI-2 program, though this appears to be in support of previously funded proposals. The NSF budget request notes that, although NSF released a solicitation for MRI-2 proposals in March 2023 and has completed a review of those proposals, “NSF does not anticipate making new awards in FY 2026.”¹¹⁶ The FY2026 requested funding for MREFC would also support \$225 million for ongoing construction of two projects: the Antarctic Infrastructure Recapitalization (AIR; \$24 million)¹¹⁷ and the Leadership-Class Computing Facility (LCCF; \$201 million).¹¹⁸

The Senate report accompanying S. 2354 (as reported by the Senate Committee on Appropriations) would direct \$90.0 million for the MRI Track 2 program, \$70.0 million above the requested amount.¹¹⁹ Neither the House nor the Senate reports accompanying the appropriations bills would direct specific funding amounts for other MREFC projects.

In addition to the MREFC account, NSF’s RI investments from the RRA account—for operations and maintenance of major facilities and smaller MRI Track 1 projects—include \$1.2 billion in

¹¹⁴ See for example, John Drake, “Trump’s NIH and NSF Cuts Estimated to Cost the U.S. Economy \$10 Billion Annually,” *Forbes*, May 19, 2025, <https://www.forbes.com/sites/johndrake/2025/05/19/trumps-nih-and-nsf-cuts-could-cost-the-us-economy-10-billion-annually/>; and Rachel Nuwer and Lauren Young, “U.S. Budget Cuts Are Robbing Early-Career Scientists of Their Future,” *Scientific American*, July 3, 2025, <https://www.scientificamerican.com/article/how-trumps-federal-funding-cuts-are-hurting-early-career-researchers-and/>.

¹¹⁵ NSF, *FY 2026 Budget Request to Congress*, p. Overview-3.

¹¹⁶ NSF, *FY 2026 Budget Request to Congress*, p. MREFC-22.

¹¹⁷ “The AIR program is a portfolio of investments in facilities and infrastructure across U.S. Antarctic Program (USAP) stations and gateways”; NSF, *FY 2026 Budget Request to Congress*, p. MREFC-4.

¹¹⁸ The LCCF project is “envisioned as a distributed facility that will provide unique computational and data analytics capabilities, as well as critical software and services, for the nation’s [science and engineering] research community,” with construction activities including a data center to house the primary LCCF computing system called *Horizon*; NSF, *FY 2026 Budget Request to Congress*, pp. MREFC-14 to MREFC-15.

¹¹⁹ U.S. Congress, Senate Committee on Appropriations, *Departments of Commerce and Justice, Science, and Related Agencies Appropriations Bill, 2026*, report to accompany S. 2354, 119th Cong., 1st sess., S.Rept. 119-44, July 17, 2025, p. 167, <https://www.congress.gov/119/crpt/srpt44/CRPT-119srpt44.pdf>.

FY2026 requested funding (down \$718.6 million, -37.7%, from FY2024 funding).¹²⁰ According to the FY2026 budget request, NSF will emphasize operations and maintenance funding for its highest priority infrastructure, while a second tier will be supported at a “substantially reduced level,” and a final group of facilities will be funded for limited FY2026 activity with an intent to close or divest from the infrastructure.¹²¹ Oversight of the near- and long-term outcomes for NSF-supported infrastructure from the cancellation of FY2025 MREFC funding and reduced funding for certain NSF-supported facilities may be of ongoing interest to Congress.

Priority Research Areas

NSF provides summary information on prior and requested funding for “NSF administration priorities and crosscutting research topics” as part of the budget request.¹²² Among the priority areas, two would see slight increases compared with the FY2024 current plan amount:¹²³ artificial intelligence (AI; \$655.2 million requested, up \$19.6 million, 3%) and quantum information science (QIS; \$231.2 million requested, up \$1 million, 0.4%). The remaining priority areas would be decreased under the FY2026 funding amounts compared with the FY2024 current plan, all of which are on the list of *key technology focus areas* that guide numerous federal agency activities enacted under the CHIPS and Science Act:¹²⁴ advanced manufacturing (\$110.1 million requested, down \$200.5 million, -64.6%), advanced wireless (\$59.5 million requested, down \$83.9 million, -58.5%), biotechnology (\$248.6 million requested, down \$105.1 million, -29.7%), and microelectronics and semiconductors (\$65.8 million requested, down \$76.8 million, -53.9%).

Additionally, certain statutorily required cross-agency programs of which NSF is a participant would see decreases under the FY2026 budget request compared with the FY2024 current plan, including the Networking and Information Technology Research and Development program (\$821.3 million requested, down \$944.5 million, -53.5%), the National Nanotechnology Initiative (\$131.1 million requested, down \$231.4 million, -63.8%), and the U.S. Global Change Research Program (\$25.2 million requested, down \$746.7 million, -96.7%).

Issues for Congress include whether to support the Administration’s identified priorities through specified funding (and, if so, by how much). For example, NSF typically does not receive line-item funding for specific research areas, though Congress provides some direction—either general support or specific funding amounts—through report language accompanying appropriations bills. Among the aforementioned priority research areas, the Senate appropriations report directs that enacted levels for AI research and QIS research should not be less than FY2024 enacted levels. The House appropriations report notes general support but does not specify a funding amount for AI research and does not mention QIS research.

Conclusion

Proposed federal R&D investments included in the President’s FY2026 budget request serve as a first step in the process of defining the nation’s R&D priorities through the annual budget process. As it acts on the FY2026 appropriations process, Congress may opt to concur with none, part, or all of the President’s proposed R&D funding levels and allocations. This report’s analysis of

¹²⁰ CRS analysis of NSF’s Research Infrastructure Summary table; NSF, *FY 2026 Budget Request to Congress*, p. Summary Tables-14.

¹²¹ NSF, *FY 2026 Budget Request to Congress*, p. Facilities-1.

¹²² NSF, *FY 2026 Budget Request to Congress*, pp. Summary Tables-8 to Summary Tables-10.

¹²³ The budget request does not provide FY2025 estimates for these breakouts, only FY2024 current plan amounts.

¹²⁴ P.L. 117-167, §10387; 42 U.S.C. §19107.

proposed R&D investments included in the President's FY2026 budget request supports several observations. Consideration of the following high-level points may inform the appropriations process as well as oversight of federal agency execution of R&D-related budget authority Congress provides for FY2026.

First, the President's FY2026 budget request appears to signal a shift in R&D funding away from civilian agencies to military components under DOD. Under the President's proposal, of the five agencies that would account for approximately 92% of total federal R&D funding in FY2026—DOD, NIH, DOE, NASA, and NSF—DOD would see the only funding increase (up \$21 billion; 23%) compared with FY2025 estimated R&D funding levels. Further, DOD would account for 62% of total R&D funding in FY2026, which would represent an increase over the 46% share of R&D funding proposed by the Biden Administration for DOD in FY2025.

Second, though Congress provided funding for R&D in FY2025 at FY2024 levels through the Full-Year Continuing Appropriations and Extensions Act, 2025 (P.L. 119-4, Division A), the President's budget proposal estimates FY2025 R&D funding as 5% below the actual FY2024 amount. As previously discussed, this decrease could be associated with a number of potential scenarios, including the Administration's shifting of resources away from R&D to non-R&D activities within funding accounts that support both.

Another potential explanation—supplementary appropriations that may be included in FY2024 actual funding levels for R&D—highlights the increasingly central role supplementary funding measures may play in Congress's allocation of support for federal R&D activities. For example, absent the \$37.1 billion in reconciliation funding that the President's FY2026 proposal anticipates, requested federal R&D investments in FY2026 would total \$144.3 billion—a decrease of \$47.8 billion (-24.9%) compared with estimated R&D investments in FY2025. By comparison, the President's request (with reconciliation amounts included) proposes a 6% decrease for federal R&D in FY2026 from the FY2025 level. Congress's provision of R&D funding through CRs and/or supplementary appropriations measures may affect agency ability to execute R&D budgets, which among other things may result in delays or cancellations of planned R&D activities and acquisitions of R&D-related equipment.

Third, as proposed in the FY2026 budget and through the Administration's actions more generally, federal agencies that support R&D may enter FY2026 with reduced staffing levels compared with FY2025. Should Congress decide to maintain or increase current R&D funding levels, staffing reductions (as well as any future reductions) and other factors may affect how federal agencies execute budget authority for FY2026. Congress may continue oversight of agency execution of R&D budgets through a variety of mechanisms, including hearings and agency authorization processes.

Author Information

Emily G. Blevins, Coordinator
Analyst in Science and Technology Policy

Todd Kuiken
Analyst in Science and Technology Policy

Joe Angert
Research Assistant

Rachel Lindbergh
Analyst in Science and Technology Policy

Marcy E. Gallo
Analyst in Science and Technology Policy

Kavya Sekar
Specialist in Health Policy

Laurie Harris
Analyst in Science and Technology Policy

Disclaimer

This document was prepared by the Congressional Research Service (CRS). CRS serves as nonpartisan shared staff to congressional committees and Members of Congress. It operates solely at the behest of and under the direction of Congress. Information in a CRS Report should not be relied upon for purposes other than public understanding of information that has been provided by CRS to Members of Congress in connection with CRS's institutional role. CRS Reports, as a work of the United States Government, are not subject to copyright protection in the United States. Any CRS Report may be reproduced and distributed in its entirety without permission from CRS. However, as a CRS Report may include copyrighted images or material from a third party, you may need to obtain the permission of the copyright holder if you wish to copy or otherwise use copyrighted material.