

Agriculture and Related Agencies: FY2026 Appropriations

Updated June 13, 2025

Congressional Research Service

<https://crsreports.congress.gov>

R48564



R48564

June 13, 2025

Jim Monke

Specialist in Agricultural
Policy

Agriculture and Related Agencies: FY2026 Appropriations

The Agriculture, Rural Development, Food and Drug Administration, and Related Agencies Appropriations Act (Agriculture appropriations) funds the U.S. Department of Agriculture (USDA)—except for the U.S. Forest Service—and the Food and Drug Administration (FDA, in the Department of Health and Human Services). It also funds the Commodity Futures Trading Commission (CFTC) in even-numbered fiscal years, and House Agriculture appropriations bills include CFTC funding each year.

Agriculture appropriations acts include both discretionary and mandatory funding, which differentiates Agriculture appropriations from some other appropriations acts. Congressional debate on appropriations is primarily about discretionary spending. Appropriations for mandatory spending programs, although not usually debated, are necessary to technically make funds available for those programs (e.g., entitlement programs, such as farm safety net and nutrition assistance programs, that were previously enacted under separate budget enforcement procedures).

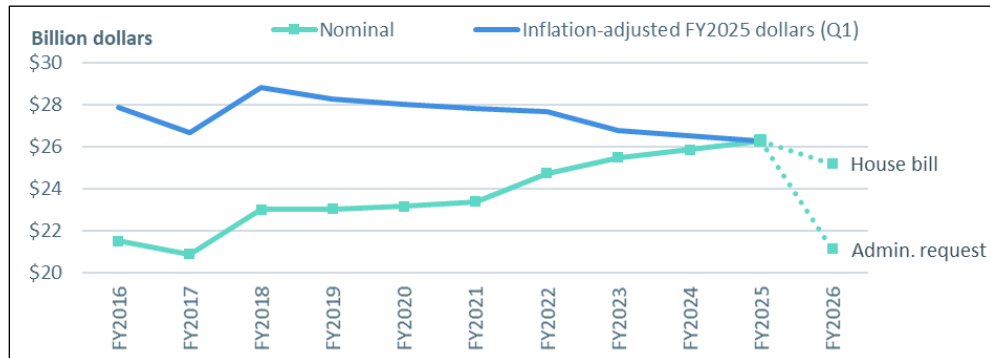
This report focuses mostly on discretionary appropriations. The primary discretionary spending accounts are for the Special Supplemental Nutrition Program for Women, Infants, and Children (WIC); agricultural research; rural development loans and grants; the FDA; foreign food assistance and trade promotion; farm agency salaries and loans; food safety inspection; animal and plant health programs; and conservation program technical assistance.

For FY2026 appropriations, the Trump Administration released a “skinny budget” on May 2, 2025, and a full budget request on May 30, 2025. The Trump Administration proposed to eliminate Food for Peace Title II international food aid grants (-\$1.6 billion), McGovern-Dole Food for Education (-\$240 million), and the Rural Business-Cooperative Service (RBCS, -\$104 million) and to reduce the Conservation Operations account in the Natural Resources Conservation Service (-\$783 million), the National Institute of Food and Agriculture (-\$642 million), commodity assistance programs at the Food and Nutrition Service (-\$425 million), the Rural Utilities Service (RUS, -\$405 million), the Farm Service Agency (FSA, -\$372 million), and the FDA (-\$360 million).

The House Appropriations Subcommittee on Agriculture voted to send an FY2026 draft Agriculture appropriations bill to the full committee on June 5, 2025. The full committee began consideration of the markup on June 11 but has not completed action. The House subcommittee markup would provide \$25.5 billion in discretionary appropriations, a decrease of about \$1.1 billion from the FY2025 year-long continuing resolution (-4.2%). The House markup would provide about \$4.5 billion more than the Trump Administration’s request, which would have been a reduction of \$5.6 billion (-20.9%).

The House subcommittee markup would reduce appropriations compared with the FY2025 year-long continuing resolution for Food for Peace Title II grants (-\$719 million), the FDA (-\$326 million), RUS (-\$145 million, -22%), and FSA (-\$135 million), among others. Increases would be provided for Rural Housing Service (RHS) Community Facilities grants (+\$462 million) and the RHS Rental Assistance Program (+\$107 million).

Discretionary Agriculture Appropriations, FY2016-FY2025 enacted and FY2026 proposed



Source: Figure created by CRS using annual appropriations acts and reports and unpublished Congressional Budget Office tables; Office of Management and Budget, *Technical Supplement to the 2026 Budget: Appendix*; and House Committee on Appropriations, “Committee Releases FY26 Agriculture, Rural Development, FDA Bill,” press release, June 4, 2025.

Notes: Excludes the CFTC on the basis of Senate Appropriations Agriculture Subcommittee jurisdiction and supplemental appropriations acts. Adjusted for inflation using the Gross Domestic Product price index.

Contents

Description of Agriculture Appropriations	1
Status of FY2026 Action	1
Discretionary Total Proposed for FY2026.....	2
Scope of Agriculture Appropriations	3
Subcommittee Allocation	5
Amounts for Agencies and Programs in FY2026.....	6
Administration’s Request	6
House Markup	6
Other Appropriations Issues	13
Policy-Related Provisions	13
Congressionally Directed Spending (Earmarks)	14

Figures

Figure 1. Timeline of Legislative Actions on Agriculture Appropriations	2
Figure 2. Discretionary Agriculture Appropriations, FY2016-FY2025 enacted and FY2026 proposed	3
Figure 3. Scope of Agriculture and Related Agencies Appropriations, FY2025	4
Figure 4. Changes in Discretionary Agriculture Appropriations from FY2025 Enacted to FY2026 Proposals	8
Figure 5. Percentage Changes in Discretionary Agriculture Appropriations from FY2025 Enacted to FY2026 Proposals	9

Tables

Table 1. Status of Agriculture Appropriations	2
Table 2. Discretionary Agriculture and Related Agencies Appropriations Totals	3
Table 3. Discretionary Agriculture Appropriations by Agency, FY2024-FY2026	10
Table 4. Mandatory Agriculture Appropriations, FY2024-FY2026	13
Table A-1. USDA Departmental Administration Appropriations	16
Table A-2. USDA Research, Education, and Economics (REE)	17
Table A-3. USDA Farm Service Agency (FSA)	18
Table A-4. USDA Rural Housing Service	19
Table A-5. USDA Rural Business-Cooperative Service	20
Table A-6. USDA Rural Utilities Service	21
Table A-7. Domestic Food Programs	22
Table A-8. Appropriations in General Provisions.....	23
Table A-9. Rescissions in General Provisions	24
Table A-10. Changes in Mandatory Program Spending (CHIMPS), General Provisions	25

Table A-11. Scorekeeping Adjustments..... 25

Appendixes

Appendix. Additional Detail on USDA Appropriations 16

Contacts

Author Information..... 26

Description of Agriculture Appropriations

The Agriculture Appropriations Act—formally known as the Agriculture, Rural Development, Food and Drug Administration, and Related Agencies Appropriations Act (referred to as Agriculture appropriations in this report)—funds the U.S. Department of Agriculture (USDA), except for the U.S. Forest Service.¹ It also funds the Food and Drug Administration (FDA) in the Department of Health and Human Services and, in certain cases, the Commodity Futures Trading Commission (CFTC, an independent agency).²

Congressional actions on appropriations bills primarily concern discretionary spending. Agriculture appropriations acts include both discretionary and mandatory funding, which differentiates them from some other appropriations acts. For example, the level of mandatory spending for farm commodity and nutrition assistance programs is set in the farm bill authorization process, but the funding technically needs to be appropriated in appropriations acts. Specifically, the Commodity Credit Corporation—a line of credit with the U.S. Treasury—needs a reimbursement in appropriations to continue operating, and the Supplemental Nutrition Assistance Program (SNAP) needs an annual appropriation to fulfill its authorization. These mandatory amounts are funded, although not often debated, in annual Agriculture appropriations. This report focuses mostly on discretionary appropriations but includes tables for the mandatory appropriations included in Agriculture appropriations.

Mandatory and Discretionary Spending

Federal spending is divided into two main categories: discretionary and mandatory. Congressional jurisdiction for *discretionary spending* rests primarily with the House and Senate *Appropriations Committees*, including the House and Senate Appropriations Subcommittees on Agriculture, Rural Development, Food and Drug Administration, and Related Agencies. Congressional jurisdiction for *mandatory spending* rests primarily with the *authorizing committees*, including the House and Senate Agriculture Committees that write the farm bill. Congressional actions on specific programs may overlap these jurisdictions. Authorizing committees set parameters in law for how discretionary programs are to operate (e.g., eligibility criteria for rural development loan and grant programs) and authorize them for funding that is subsequently determined in the appropriations process. Appropriations committees may decide whether to appropriate funding for discretionary programs and may include changes to some program terms, typically for one year at a time, in reported bills. Appropriations committees provide appropriations for some mandatory programs, which technically makes the funds available for those programs (e.g., entitlement programs, such as farm safety net and nutrition assistance programs, enacted by authorizing committees under separate budget enforcement procedures). See CRS In Focus IF12233, *Farm Bill Primer: Budget Dynamics*.

Status of FY2026 Action

The Trump Administration released a brief budget request of top-level intentions (referred to as a “skinny budget”) on May 2, 2025. It released its full FY2026 budget request on May 30, 2025. The House Appropriations Agriculture, Rural Development, Food and Drug Administration, and Related Agencies Subcommittee (House Appropriations Agriculture Subcommittee) voted to send a markup to the full committee on June 5, 2025. The full committee began consideration of the

¹ The Interior, Environment, and Related Agencies Appropriations Act funds the U.S. Forest Service.

² Appropriations jurisdiction for the Commodity Futures Trading Commission (CFTC) began differing between the chambers after FY2008. The CFTC is always carried in House Appropriations Agriculture Subcommittee markup, never in the Senate Agriculture Subcommittee markup, and always in the Senate Financial Services and General Government Subcommittee markup. The CFTC is normally carried in the Agriculture Appropriations Act in even-numbered fiscal years. The FY2025 continuing resolution (CR) for Agriculture appropriations includes the CFTC despite being an odd-numbered fiscal year because the FY2024 Agriculture appropriations carried the CFTC.

markup on June 11 but has not completed action. The Senate Committee on Appropriations has not yet met to mark up a bill. See **Table 1** for links to congressional actions and **Figure 1** for a timeline of legislative actions on Agriculture appropriations.

Table 1. Status of Agriculture Appropriations

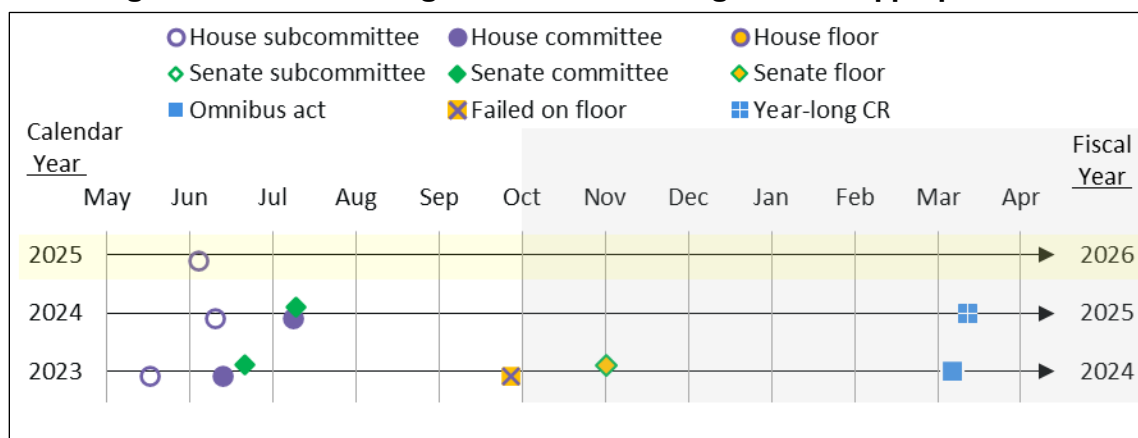
FY2024	FY2025	FY2026					
		House			Senate		
Enacted ^a	Enacted ^b	Request	Subcmte.	Cmte.	Cmte.	Floor	Enacted
3/9/2024 P.L. 118-42, Division B H.Prt. 55007 (118 th Congress)	3/15/2025 P.L. 119-4 Division A, Title II (year- long CR) No joint explanatory statement	5/2/2025 Skinny budget 5/30/2025 Appendix Justifications: USDA FDA CFTC	6/5/2025 Draft text Draft report Summary Vote of 9-7	6/11/2025 Began debate	—	—	—

Source: Prepared by CRS.

Notes: USDA = U.S. Department of Agriculture; FDA = Food and Drug Administration; CFTC = Commodity Futures Trading Commission; CR = continuing resolution. “Skinny budget” refers to a brief budget request of top-level intentions. The table excludes supplemental appropriations acts.

- For FY2024, see House-reported H.R. 4368 (H.Rept. 118-124), which had insufficient votes to pass on the House floor; Senate-reported S. 2131 (S.Rept. 118-44); and Senate-passed H.R. 4366 (Division B).
- For FY2025, see House-reported H.R. 9027 (H.Rept. 118-583); Senate-reported S. 4690 (S.Rept. 118-193).

Figure 1. Timeline of Legislative Actions on Agriculture Appropriations



Source: Figure created by CRS.

Notes: The figure excludes supplemental appropriations acts and continuing resolutions (CRs). Gray shading shows the beginning of each fiscal year. Yellow shading highlights the current appropriations cycle.

Discretionary Total Proposed for FY2026

The House Appropriations Agriculture Subcommittee markup for FY2026 would provide \$25.5 billion in discretionary Agriculture appropriations, a decrease of about \$1.1 billion from FY2025 (-4.2%) (see **Table 2**). The Trump Administration’s request for FY2026 was for \$21.1 billion, a decrease of nearly \$5.6 billion (-20.9%).

The nominal total of Agriculture appropriations generally has been increasing from FY2017 to FY2025. On an inflation-adjusted basis in FY2025 dollars, Agriculture appropriations have been decreasing since FY2018 (**Figure 2**).

Table 2. Discretionary Agriculture and Related Agencies Appropriations Totals

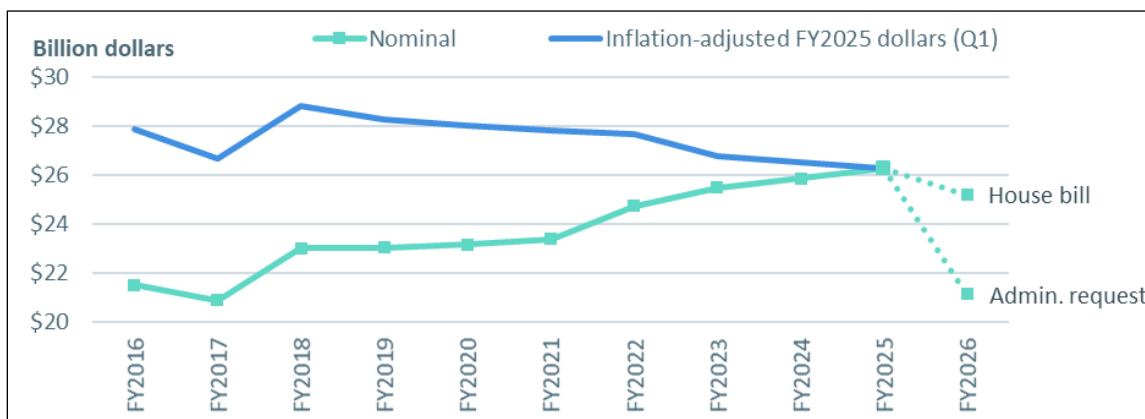
Budget authority in millions of dollars

	FY2025		FY2026			Change from FY2025	
	P.L. 119-4	Admin. Request	House Subcmte. markup	Senate	Enacted	to FY2025 Request	to FY2026 House Subcmte. markup
Discretionary total (House-basis, with CFTC)	26,643.0	21,070.1	25,523.0	—	—	-5,572.9 (-20.9%)	-1,120.0 (-4.2%)

Source: Prepared by CRS using appropriations acts and committee reports; Congressional Budget Office (CBO), “H.R. 1968, Full-Year Continuing Appropriations and Extensions Act, 2025,” <https://www.cbo.gov/system/files/2025-03/hr1968.pdf>, and unpublished CBO tables; Office of Management and Budget (OMB), *Technical Supplement to the 2026 Budget: Appendix*, <https://www.govinfo.gov/content/pkg/BUDGET-2026-APP/pdf/BUDGET-2026-APP.pdf>; and House Committee on Appropriations, “Committee Releases FY26 Agriculture, Rural Development, FDA Bill,” press release, June 4, 2025, <https://appropriations.house.gov/news/press-releases/committee-releases-fy26-agriculture-rural-development-fda-bill> (see also the link to the bill summary below the press release).

Notes: CFTC = Commodity Futures Trading Commission. The table excludes supplemental appropriations acts.

Figure 2. Discretionary Agriculture Appropriations, FY2016-FY2025 enacted and FY2026 proposed



Source: Figure created by CRS using appropriations acts and joint explanatory statements; unpublished CBO tables; OMB, *Technical Supplement to the 2026 Budget: Appendix*; and House Committee on Appropriations, “Committee Releases FY26 Agriculture, Rural Development, FDA Bill,” press release, June 4, 2025.

Notes: The figure excludes supplemental appropriations acts and excludes the CFTC. Adjusted for inflation using U.S. Bureau of Economic Analysis, Gross Domestic Product price index, Table I.1.4, using Q4 of the calendar year (Q1 of the subsequent fiscal year).

Scope of Agriculture Appropriations

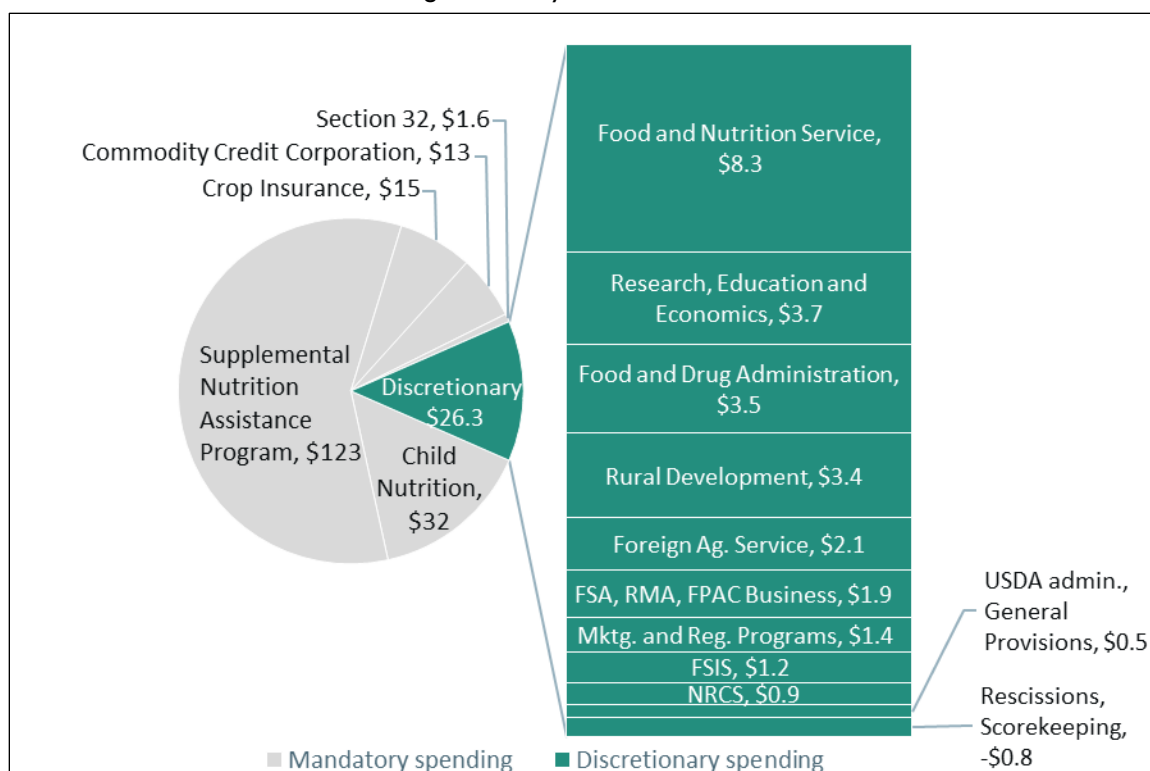
As discussed above (see “Description of Agriculture Appropriations”), agricultural programs rely on both discretionary and mandatory spending. This section describes specific mandatory and

discretionary spending in Agriculture appropriations and the relative sizes of major agencies and functions.

Appropriations for discretionary spending programs in the FY2025 Agriculture Appropriations Act were \$26.6 billion (\$26.3 billion excluding CFTC), distributed among the programs or agencies in the green stacked bar in **Figure 3**. Appropriations for mandatory spending programs were about \$184 billion, as shown by the gray shading in the pie graph (**Figure 3**), relative to the discretionary total.

Figure 3. Scope of Agriculture and Related Agencies Appropriations, FY2025

Budget authority in billions of dollars



Source: Figure created by CRS using P.L. 118-42 (Division B); H.Prt. 55007, 118th Cong., 2nd sess.; CBO, “H.R. 1968, Full-Year Continuing Appropriations and Extensions Act, 2025”; and unpublished CBO tables.

Notes: The figure excludes supplemental appropriations acts and excludes the CFTC on the basis of jurisdiction of the Senate Appropriations Agriculture Subcommittee. Amounts in the figure may add to the totals in **Table 3** and **Table 4** due to rounding. FSA = Farm Service Agency; RMA = Risk Management Agency; FPAC Business = Farm Production and Conservation Business Center; FSIS = Food Safety Inspection Service; NRCS = Natural Resources Conservation Service. The amount shown for Section 32 (formally known as Funds for Strengthening Markets, Income, and Supply) is USDA’s reserved spending authority for payments and procurement (see CRS In Focus IF12193, *Farm and Food Support Under USDA’s Section 32 Account*). The amount for the Commodity Credit Corporation is the reimbursement for net realized losses (see CRS Report R44606, *The Commodity Credit Corporation (CCC)*).

Most programs in Agriculture appropriations are in the authorizing jurisdiction of the House Committee on Agriculture and Senate Committee on Agriculture, Nutrition, and Forestry. A few programs funded through Agriculture appropriations are not in the jurisdiction of the Agriculture authorizing committees. The FDA is in the jurisdiction of the House Committee on Energy and Commerce and the Senate Committee on Health, Education, Labor, and Pensions. In rural development, Rural Housing Service (RHS) programs, except for community facilities loans and

grants, are in the jurisdiction of the House Committee on Financial Services and the Senate Committee on Banking, Housing, and Urban Affairs. In the Food and Nutrition Service (FNS), the child nutrition programs and the Special Supplemental Nutrition Program for Women, Infants, and Children (WIC) are in the jurisdiction of the House Committee on Education and Workforce and the Senate Committee on Agriculture, Nutrition, and Forestry.

Key Budget Terms

Budget authority is provided by an act of Congress for an agency to enter into financial *obligations* on behalf of the United States that will result in immediate or future *outlays*. It is the amount allocated by Congress for program grants, loan subsidies, and salaries and expenses. Most funding amounts in this report are budget authority.

Obligations are commitments using budget authority that create a legal liability of the government to pay for goods and services ordered or received. Obligations occur when a federal agency awards a grant or agrees to make a loan. The Antideficiency Act (31 U.S.C. §§1341 et seq.) prohibits agencies from obligating more budget authority than is provided in law, such as during a government shutdown.

Outlays are a federal agency distribution of funds for grants, loans, or services to recipients to satisfy a valid obligation. The timing of outlays in fiscal years may differ from budget authority or obligations because payments from an agency may not occur until services are fulfilled, goods are delivered, or construction is completed.

Loan subsidy is part of the discretionary budget authority and reflects the cost of making loans, including interest rate subsidies and anticipated losses from delinquencies. The relationship between loan authority and loan subsidy is explained for each loan program in the annual budget request (Office of Management and Budget, *Federal Credit Supplement*).

Loan authority is the amount of loans that can be made or guaranteed with a loan subsidy. Loan authority is not added in budget authority totals. A loan authority is several times the amount of its corresponding loan subsidy.

Program level represents the sum of the activities undertaken by an agency. A program level may be higher than a budget authority if the program (1) receives *user fees*, (2) includes *loans* that are leveraged by an expectation of repayment (loan authority may exceed budget authority), or (3) receives *transfers* from other agencies.

Rescissions are permanent reductions in budget authority after enactment that score as budgetary savings.

CHIMPS (changes in mandatory program spending) are adjustments via an appropriations act that can change available funding for mandatory programs. CHIMPS usually change spending for one year and may score as an increase or decrease to outlays. They do not change the underlying authority of the program in law.

For background, see CRS Report 98-721, *Introduction to the Federal Budget Process*; and CRS Report R46417, *Congress's Power Over Appropriations: Constitutional and Statutory Provisions*.

Subcommittee Allocation

The total amount allowed for discretionary appropriations is controlled by congressional budget enforcement rules.³ Typically, each chamber's appropriations committee would receive a top-line limit on discretionary budget authority from the chamber's budget committee via an annual budget resolution, referred to as a "302(a)" allocation. The appropriations committees would subdivide the allocation among the 12 appropriations subcommittees, referred to as "302(b)" allocations.⁴

For FY2026, the House and Senate Budget Committees have not approved a budget resolution with discretionary spending limits. The appropriations committees may deem spending levels during meetings to mark up separate subcommittee bills.⁵ On June 10, the House Committee on

³ CRS Report R42388, *The Congressional Appropriations Process: An Introduction*.

⁴ References to 302(a) and 302(b) are to sections of the Congressional Budget Act of 1974.

⁵ CRS Report R44296, *Deeming Resolutions: Budget Enforcement in the Absence of a Budget Resolution*.

Appropriations adopted interim subcommittee allocations for four subcommittees, including an Agriculture subcommittee allocation of \$25.5 billion.⁶

Amounts for Agencies and Programs in FY2026

Table 3 provides detail at the agency level for FY2026 discretionary amounts in the budget request by the Trump Administration and the House Appropriations Agriculture Subcommittee markup on June 5, 2025. The bill would provide \$25.5 billion in discretionary appropriations, a decrease of about \$1.1 billion from the FY2025 year-long continuing resolution (-4.2%). The House markup would provide about \$4.5 billion more than the Trump Administration's request, which would be a reduction of \$5.6 billion (-20.9%).

Figure 4 shows the dollar changes from FY2025 enacted levels to the proposed amounts for FY2026; **Figure 5** shows the percentage changes. **Table 4** shows the mandatory program appropriations.

The amounts presented in this report are based on a CRS compilation using legislative language of the Administration's request and the House subcommittee markup. They are subject to revision when the House Appropriations Committee releases its committee report and the Congressional Budget Office releases an official score.

Administration's Request

The Trump Administration proposed to reduce discretionary Agriculture appropriations by nearly \$5.6 billion (-20.9%) from FY2025 levels. The largest reduction would be from eliminating Foreign Agricultural Service (FAS) Food for Peace Title II international food aid grants (-\$1.6 billion, -100%), followed by reductions of the Conservation Operations account in the Natural Resources Conservation Service (-\$783 million, -88%), research and extension grants by the National Institute of Food and Agriculture (-\$642 million, -38%), FNS Commodity Assistance Programs (-\$425 million, -82%), grants and loans in the Rural Utilities Service (RUS; -\$405 million, -60%), Farm Service Agency salaries and expenses (-\$372 million, -23%), and the FDA (-\$360 million, -10%). WIC would receive an increase of \$100 million in its regular account appropriation, but a rescission of unobligated prior appropriations in the General Provisions title would reduce WIC by \$391 million for a net reduction. In percentage terms, the Administration's request would eliminate appropriations for the FAS McGovern-Dole Food for Education (-\$240 million, -100%), the Rural Business-Cooperative Service (-\$104 million, -100%), and formula funding for university agricultural research under the Hatch Act (-265 million, -100%). The Rental Assistance Program in the RHS would increase by \$107 million (+7%).

House Markup

The House Appropriations Agriculture Subcommittee markup on June 5 would reduce discretionary Agriculture appropriations by over \$1.1 billion (-4.2%) from FY2025 levels (**Table 3**). The largest reduction would be from Food for Peace Title II grants (-\$719 million, -44%), followed by the FDA (-\$326 million, -9%), RUS (-\$145 million, -22%), and the Farm Service Agency (-\$135 million, -8%). The House subcommittee markup would reduce the Nutrition Programs Administration account (-\$42 million -24%), the Agricultural Marketing Service (-\$33

⁶ House Committee on Appropriations, "Committee Approves Numerous FY26 Subcommittee Allocations," June 11, 2025, press release, <https://appropriations.house.gov/news/press-releases/committee-approves-numerous-fy26-subcommittee-allocations>.

million, -15%), and the Rural Business-Cooperative Service (-\$20 million, -19%). Increases would be provided for RHS Community Facilities grants (+\$462 million; up from \$5 million in FY2025, which was unusually low because no earmarks were allowed) and the RHS Rental Assistance Program (+\$107 million, +7%).

On June 11, 2025, the House Committee on Appropriations began full committee consideration of the subcommittee markup. A manager's amendment was adopted.⁷ An amendment by Representative Rosa DeLauro that was amended by a secondary amendment by Representative Ashley Hinson was adopted.⁸ Amendments by Representative Debbie Wasserman Schultz and Representative Julia Letlow were also adopted.⁹ The committee adjourned without completing debate on amendments or taking a vote on passage of the markup as amended.

⁷ Rep. Andy Harris, "FY26 – Agriculture, Amendment #1, Manager's Amendment," available at CQ, "Draft Bill: Fiscal 2026 Agriculture Appropriations (House): Amendments," <https://plus.cq.com/pdf/amendment-8264280.pdf>.

⁸ Rep. Rosa DeLauro, "FY26 – Agriculture, DeLauro Amendment #1," available at CQ, "Draft Bill: Fiscal 2026 Agriculture Appropriations (House): Amendments," <https://plus.cq.com/pdf/amendment-8264282.pdf>, as amended by Rep. Ashley Hinson, "FY26 – Agriculture, Hinson Amendment #1," available at CQ, "Draft Bill: Fiscal 2026 Agriculture Appropriations (House): Amendments," <https://plus.cq.com/pdf/amendment-8264281.pdf>.

⁹ As of the date of this report, text of these amendments was not posted.

Figure 4. Changes in Discretionary Agriculture Appropriations from FY2025 Enacted to FY2026 Proposals

Change in budget authority in millions of dollars

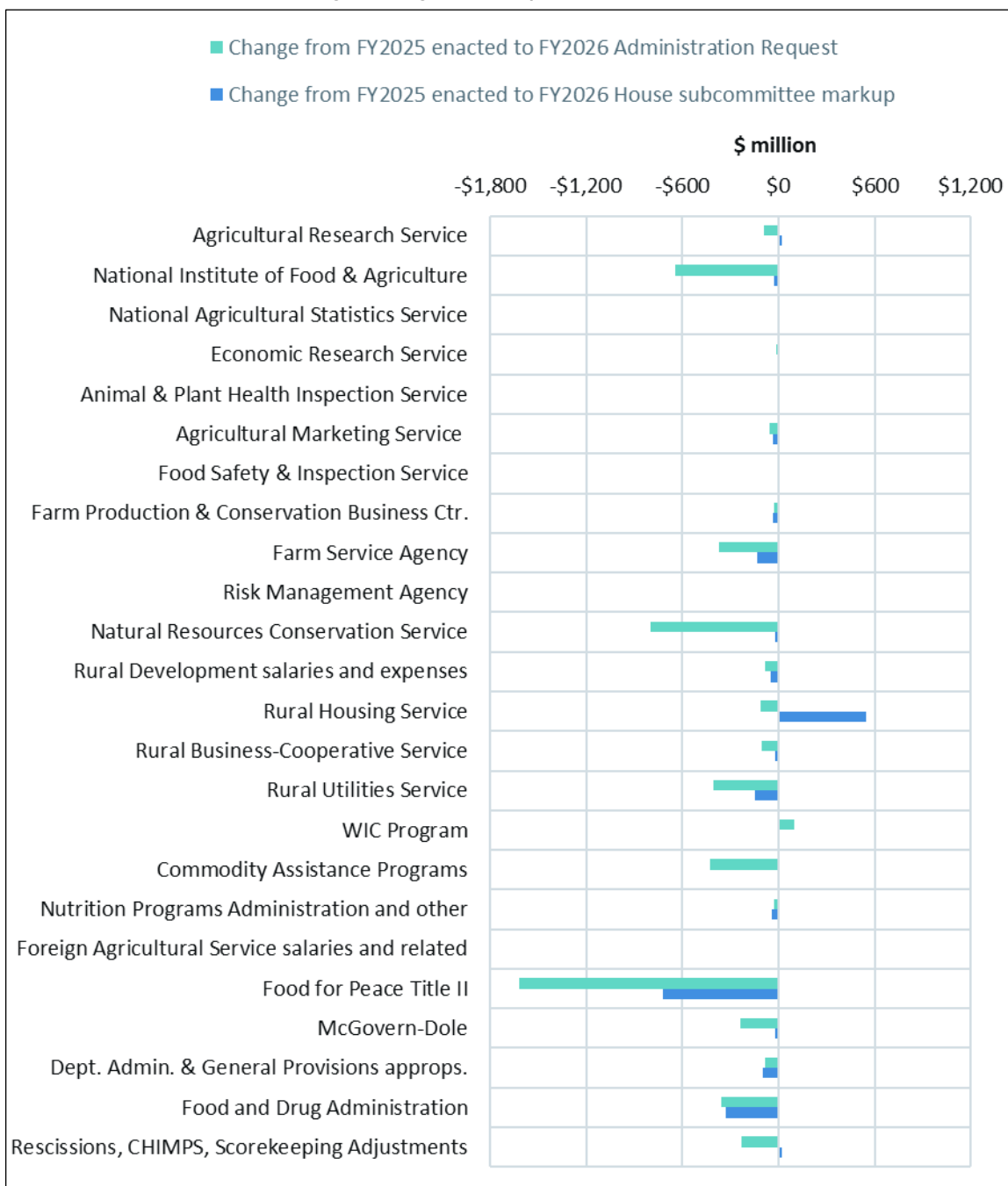
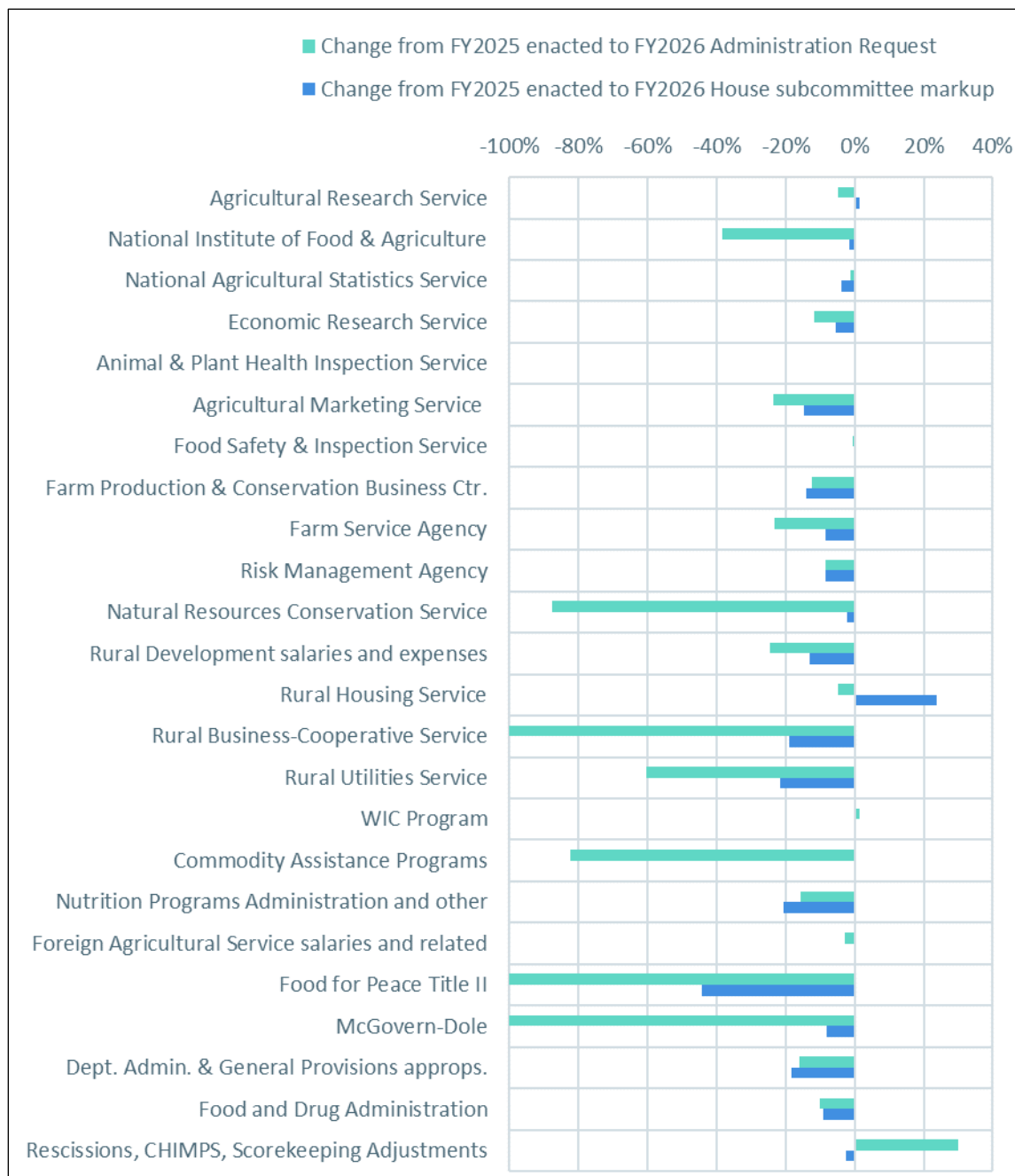
**Source:** Figure created by CRS using OMB, *Technical Supplement to the 2026 Budget: Appendix*.**Notes:** The figure excludes supplemental appropriations acts. Agencies and programs are ordered as shown in **Table 3**. WIC = Special Supplemental Program for Women, Infants and Children; CHIMPS = changes in mandatory spending programs.

Figure 5. Percentage Changes in Discretionary Agriculture Appropriations from FY2025 Enacted to FY2026 Proposals



Source: Figure created by CRS using OMB, *Technical Supplement to the 2026 Budget: Appendix*.

Notes: The figure excludes supplemental appropriations acts. Agencies and programs are ordered as shown in **Table 3**. WIC = Special Supplemental Program for Women, Infants and Children; CHIMPS = changes in mandatory spending programs

Table 3. Discretionary Agriculture Appropriations by Agency, FY2024-FY2026

Budget authority in millions of dollars

Agency or Program	FY2024	FY2025	FY2026				Change from FY2025	
	P.L. 118-42, Div. B	P.L. 119-4, Div. A Title II	Admin. Request ^a	House Subcmte. markup	Senate	Enacted	to FY2026 Request	to FY2026 House Subcmte. markup
Title I. Agricultural Programs								
Departmental Admin. (Table A-1)	479.8	479.8	426.2	401.4	—	—	-53.6	-78.4
Research, Education, and Economics (Table A-2)								
Agricultural Research Service	1,845.2	1,788.1	1,700.0	1,811.6	—	—	-88.1	+23.5
National Institute of Food and Agriculture	1,678.8	1,678.8	1,037.0	1,654.1	—	—	-641.8	-24.7
National Agricultural Statistics Service	187.5	187.5	185.0	180.0	—	—	-2.5	-7.5
Economic Research Service	90.6	90.6	80.0	85.6	—	—	-10.6	-5.0
Under Secretary	1.9	1.9	1.0	2.4	—	—	-0.9	+0.5
Marketing and Regulatory Programs								
Animal & Plant Health Inspection Service	1,163.0	1,148.8	1,148.8	1,147.0	—	—	+0.0	-1.8
Agricultural Marketing Service	223.9	223.9	170.9	191.3	—	—	-53.0	-32.6
Under Secretary	1.6	1.6	1.2	1.6	—	—	-0.4	+0.0
Food Safety								
Food Safety and Inspection Service	1,190.0	1,214.0	1,205.2	1,216.0	—	—	-8.8	+2.0
Under Secretary	1.1	1.1	0.8	1.1	—	—	-0.3	+0.0
Subtotal, Title I	6,863.4	6,816.0	5,956.0	6,692.1	—	—	-860.0	-123.9
Title II. Farm Production & Conservation								
Business Center	244.2	244.2	214.0	210.0	—	—	-30.2	-34.2
Farm Service Agency (Table A-3) ^b	1,606.7	1,606.7	1,234.5	1,471.3	—	—	-372.1	-135.4
Risk Management Agency	65.6	65.6	60.0	60.0	—	—	-5.6	-5.6
Natural Resources Conservation Service ^c	950.9	911.4	112.3	892.0	—	—	-799.1	-19.4
Under Secretary	1.5	1.5	1.0	1.5	—	—	-0.5	+0.0
Subtotal, Title II	2,868.4	2,828.9	1,621.3	2,634.3	—	—	-1,207.6	-194.6
Title III. Rural Development								
Salaries and Expenses ^d	351.1	351.1 ^e	265.0	305.0	—	—	-86.1	-46.1
Rural Housing Service (RHS, Table A-4)	2,306.2 ^f	2,340.2 ^e	2,191.4	2,850.1	—	—	-148.8	+509.9
Rural Business-Cooperative Service (RBCS, Table A-5)	104.2	104.2 ^e	0.0	84.6	—	—	-104.2	-19.6
Rural Utilities Service (RUS, Table A-6)	808.5	671.1 ^e	265.8	526.0	—	—	-405.3	-145.1
Under Secretary	1.6	1.6	1.0	1.6	—	—	-0.6	+0.0
Subtotal, Title III	3,571.6	3,468.2	2,723.2	3,767.3	—	—	-745.0	+299.2

Agency or Program	FY2024	FY2025	FY2026				Change from FY2025	
	P.L. 118-42, Div. B	P.L. 119-4, Div. A Title II	Admin. Request ^a	House Subcmte. markup	Senate	Enacted	to FY2026 Request	to FY2026 House Subcmte. markup
Title IV. Domestic Food Programs (Table A-7)								
Child Nutrition Programs	16.0	16.0	0.0	15.0	—	—	-16.0	-1.0
SNAP, Food & Nutrition Act Programs	6.0	6.0	3.0	8.0	—	—	-3.0	+2.0
WIC Program	7,030.0	7,597.0	7,697.0 ^g	7,597.0 ^g	—	—	+100.0	+0.0
Commodity Assistance Programs	480.1	516.1	91.1	516.1	—	—	-425.0	+0.0
Nutrition Programs Administration	177.3	177.3	164.7	135.3	—	—	-12.7	-42.0
Under Secretary	1.1	1.1	0.8	1.1	—	—	-0.3	+0.0
Subtotal, Title IV	7,710.5	8,313.5	7,956.6	8,272.5	—	—	-357.0	-41.0
Title V. Foreign Assistance								
Foreign Agricultural Service and related ^h	238.3	238.3	231.4	238.3	—	—	-7.0	+0.0
Food for Peace Title II and admin.	1,619.1 ⁱ	1,619.1 ⁱ	0.0	900.0	—	—	-1,619.1	-719.1
McGovern-Dole Food for Education	240.0	240.0	0.0	220.3	—	—	-240.0	-19.7
Under Secretary	0.9	0.9	0.6	0.9	—	—	-0.3	+0.0
Subtotal, Title V	2,098.4	2,098.4	232.0	1,359.6	—	—	-1,866.4	-738.8
Title VI. Related Agencies								
Food and Drug Administration	3,527.2	3,527.2	3,166.9	3,201.0	—	—	-360.3	-326.2
Commodity Futures Trading Commission (CFTC) ^j	365.0	365.0	410.0	335.0	—	—	+45.0	-30.0
Subtotal, Title VI	3,892.2	3,892.2	3,576.9	3,536.0	—	—	-315.3	-356.2
Title VII. General Provisions								
Appropriations (Table A-8)	25.2	25.2	0.0	9.0	—	—	-25.2	-16.2
Rescissions (Table A-9) ^k	-351.9	-193.9	-526.0	-278.0	—	—	-332.1	-84.1
CHIMPS (Table A-10) ^l	+0.0	-49.0	+0.0	+0.0	—	—	+49.0	+49.0
Subtotal, Title VII	-326.7	-217.7	-526.0	-269.0	—	—	-308.3	-51.3
Scorekeeping Adjustments (Table A-11)^m	-455.0	-556.4	-469.8	-469.8	—	—	+86.6	+86.6
Totals								
Senate basis (without CFTC)ⁱ	25,857.8ⁿ	26,278.0ⁿ	20,660.1	25,188.0ⁿ	—	—	-5,617.9	-1,090.0
House basis (with CFTC)^j	26,222.8	26,643.0	21,070.1	25,523.0	—	—	-5,572.9	-1,120.0

Source: Prepared by CRS using appropriations acts and committee reports; CBO, “H.R. 1968, Full-Year Continuing Appropriations and Extensions Act, 2025,” <https://www.cbo.gov/system/files/2025-03/hr1968.pdf>, and unpublished CBO tables; OMB, *Technical Supplement to the 2026 Budget: Appendix*, <https://www.govinfo.gov/content/pkg/BUDGET-2026-APP/pdf/BUDGET-2026-APP.pdf>; and House Committee on Appropriations, “Committee Releases FY26 Agriculture, Rural Development, FDA Bill,” press release, June 4, 2025, <https://appropriations.house.gov/news/press-releases/committee-releases-fy26-agriculture-rural-development-fda-bill> (see also the link to the bill summary below the press release).

Notes: The table excludes supplemental appropriations acts. Amounts and totals are nominal discretionary budget authority except for amounts in *italics*, which are loan authority.

- a. Amounts for the Administration's request do not reflect legislative proposals that would require legislative activity (authorizations) beyond appropriations.
- b. The amount includes Farm Service Agency (FSA) salaries and expenses plus transfers for farm loan program salaries and administrative expenses, farm loan program loan subsidies, state mediation grants, the Grassroots Source Water Protection Program, and Dairy Indemnity Payment Program. It does not include appropriations to the Foreign Agricultural Service for export loans and administration of P.L. 480 that are transferred to FSA.
- c. The amount includes Conservation Operations, Watershed and Flood Prevention Program, and Watershed Rehabilitation Program accounts and includes the Healthy Forests Reserve, Urban Agriculture Program, and Water Bank Program accounts when listed with Farm Production and Conservation appropriations instead of in General Provisions.
- d. The Rural Development (RD) Salaries and Expenses account is a base amount for the mission area and excludes transfers from the three agencies.
- e. An anomaly in P.L. 119-4, §1206, allows USDA to transfer amounts within the RD mission area to maintain FY2024 program levels to the extent possible, provided that \$34 million be transferred to the RHS Rental Assistance Program. The implications for other RD programs that USDA might reduce to accomplish the budget neutral transfer are uncertain. The \$34 million increase for Rental Assistance is included in the table, consistent with the FY2026 House committee report, but the unspecified reductions to other accounts are not reflected; a \$34 million reduction is included in the "rounding plug" in scorekeeping adjustments.
- f. The FY2024 Appropriations Act (P.L. 118-42, Div. B, §778(1)) provided \$505 million to the Community Facilities account from the USDA Nonrecurring Expenses Fund (NEF; 7 U.S.C. §2250b). The NEF accumulates transfers of expired, unobligated discretionary funds from across USDA from prior appropriations and thus does not score in current-year appropriations. An anomaly in the FY2025 year-long continuing resolution prevented this provision from continuing.
- g. Excludes rescission in General Provisions.
- h. Includes Foreign Agricultural Service salaries and expenses, CCC Export Loan salaries, and the Office of Codex Alimentarius.
- i. In addition to appropriations shown in the table, the FY2024 Appropriations Act (P.L. 118-42, Div. B, §778(2)) provided \$68 million to Food for Peace Title II grants from the USDA NEF (7 U.S.C. §2250b). The NEF accumulates transfers of expired, unobligated discretionary funds from across USDA from prior appropriations and thus does not score in current-year appropriations. The provision continues in FY2025 under terms of the year-long continuing resolution.
- j. Appropriations jurisdiction for the CFTC differs between the chambers. After FY2008, the CFTC has always been carried in the House Appropriations Agriculture Subcommittee markup, never in the Senate Agriculture Subcommittee markup, and always in Senate Financial Services and General Government Subcommittee markup. In enacted appropriations acts, the CFTC is carried in the Agriculture Appropriations Act in even-numbered fiscal years.
- k. Rescissions are actions that permanently reduce an enacted budget authority, thereby scoring a budgetary savings. Reductions from mandatory programs are included separately with CHIMPS (changes in mandatory program spending).
- l. CHIMPS in appropriations acts include temporary increases or limitations to mandatory program spending or permanent rescissions of mandatory programs that are focused on the current fiscal year. See CRS Report R47705, *Congressional Rules Pertaining to Changes in Mandatory Program Spending in Appropriations Bills (CHIMPS)*.
- m. Scorekeeping adjustments are not directly appropriated provisions and may not be shown in the committee tables accompanying a bill but are part of the official CBO accounting of an appropriations act. In Agriculture appropriations, scorekeeping adjustments primarily include "negative subsidies" for some loan programs, mostly from receipt of fees charged to borrowers.
- n. This amount is not recorded with the act or bill due to differing House-Senate jurisdiction for the CFTC in Agriculture appropriations but is shown for comparisons with other amounts in that row.

Table 4. Mandatory Agriculture Appropriations, FY2024-FY2026

Budget authority in millions of dollars

Agency or Program	FY2024	FY2025	FY2026				Change from FY2025	
	P.L. 118-42, Div. B	P.L. 119-4, Div. A Title II	Admin. Request	House Subcmte. markup	Senate	Enacted	to FY2026 Request	to FY2026 House Subcmte. markup
Title I. Agricultural Programs								
Section 32 ^a	1,574.0	1,574.0	1,667.0	1,667.0	—	—	+93.0	+93.0
Title II. Farm Production & Conservation								
Federal Crop Insurance Corporation	15,484.0	15,484.0	14,264.0	14,264.0	—	—	-1,220.0	-1,220.0
Commodity Credit Corporation (CCC) ^b	12,438.0	12,438.0	13,491.4	13,491.4	—	—	+1,053.4	+1,053.4
Dairy Indemnity Payment Program	0.5	0.5	0.5	0.5	—	—	+0.0	+0.0
Title IV. Domestic Food Programs								
Child Nutrition Programs	33,250.2	33,250.2	36,269.4	35,769.4	—	—	+3,019.2	+2,519.2
SNAP, Food & Nutrition Act Programs	122,376.5	122,376.5	118,132.3	118,133.3	—	—	-4,244.2	-4,243.2
Total	185,123.3	185,123.3	183,824.7	183,325.7	—	—	-1,298.6	-1,797.6

Source: Prepared by CRS using appropriations acts and committee reports; CBO, “H.R. 1968, Full-Year Continuing Appropriations and Extensions Act, 2025,” <https://www.cbo.gov/system/files/2025-03/hr1968.pdf>, and unpublished CBO tables; OMB, *Technical Supplement to the 2026 Budget: Appendix*, <https://www.govinfo.gov/content/pkg/BUDGET-2026-APP/pdf/BUDGET-2026-APP.pdf>; and House Committee on Appropriations, “Committee Releases FY26 Agriculture, Rural Development, FDA Bill,” press release, June 4, 2025, <https://appropriations.house.gov/news/press-releases/committee-releases-fy26-agriculture-rural-development-fda-bill> (see also the link to the bill summary below the press release).

Notes: The table excludes supplemental appropriations acts. Amounts are nominal budget authority.

- In this table, Section 32 (formally known as Funds for Strengthening Markets, Income, and Supply) shows only USDA’s reserved spending authority as noted in appropriations committee reports. Amounts transferred to the child nutrition programs are included within the amounts shown for the child nutrition programs. See CRS In Focus IF12193, *Farm and Food Support Under USDA’s Section 32 Account*.
- The amount for the CCC is the reimbursement to Treasury for net realized losses to replenish the CCC borrowing authority. See CRS Report R44606, *The Commodity Credit Corporation (CCC)*.

Other Appropriations Issues

Policy-Related Provisions

Appropriations acts set spending authority and may serve as vehicles for policy-related limitations and so-called “riders” (language extraneous to the subject of the bill) that direct executive branch actions.¹⁰ These provisions may have the force of law if they are included in an act’s text, but their effect is generally limited to the current fiscal year unless they amend the *U.S. Code*, which is not typical in appropriations acts. Report language may also provide policy directions for agencies but does not carry the force of law.

¹⁰ See CRS Report RL30240, *Congressional Oversight Manual*.

Congress has directed that committee reports and the joint explanatory statement are to be read together to capture congressional intent. For example, the explanatory statement for the Agriculture division of the FY2024 Consolidated Appropriations Act instructs that the House and Senate committee reports are to be read together and with the conference agreement. The FY2025 full-year CR continued the policy-related provisions that were in the FY2024 Appropriations Act.

The joint explanatory statement accompanying this division is approved and indicates congressional intent. Unless otherwise noted, the language set forth in H.Rept. 118-124 and S.Rept. 118-44 carries the same weight as language included in this joint explanatory statement and should be complied with unless specifically addressed to the contrary in this joint explanatory statement. While some language is repeated for emphasis, it is not intended to negate the language referred to above unless expressly provided herein.

In cases in which the House or the Senate or this explanatory statement has directed the submission of a report, such report is to be submitted to both the House and Senate Committees on Appropriations no later than 60 days after enactment of this Act, unless otherwise directed.¹¹

Congressionally Directed Spending (Earmarks)

From FY2022 to FY2024, the House and Senate allowed earmarks in annual appropriations acts, including in Agriculture appropriations.¹² The FY2025 year-long CR did not include earmarks and reduced funding commensurately for accounts that were earmarked in FY2024. For FY2026, both the House and Senate Appropriations Committees are allowing earmark requests from Members.

Congressional earmarks are defined in the 119th Congress as a type of congressional spending action that noncompetitively benefits a specific entity or locality.¹³ The House Committee on Appropriations refers to these as Community Project Funding requests, and the Senate Committee on Appropriations refers to these as Congressionally Directed Spending items.

The House Appropriations Agriculture Subcommittee FY2026 markup includes 509 earmark projects requested by 192 Members totaling \$643 million.¹⁴ Six USDA accounts were earmarked: ARS Buildings and Facilities (\$21 million, 100% of the account); NRCS Conservation Operations (35 million, 4% of the account); RHS Community Facilities grants (\$467 million, 100% of the account); RUS Distance Learning and Telemedicine Program grants (\$10 million,

¹¹ U.S. Congress, House Committee on Appropriations, *Consolidated Appropriations Act, 2024*, committee print, 118th Cong., 2nd sess., Division B (Agriculture), H.R. 4366/P.L. 118-42, H.Prt. 55007, p. 195, <https://www.congress.gov/118/cprt/HPRT55007/CPRT-118HPRT55007.pdf>.

¹² CRS Report R48471, *Agriculture Appropriations: Earmarks Disclosed from FY2022 to FY2024*.

¹³ “For the purpose of this clause, the term ‘congressional earmark’ means a provision or report language included primarily at the request of a Member, Delegate, Resident Commissioner, or Senator providing, authorizing or recommending a specific amount of discretionary budget authority, credit authority, or other spending authority for a contract, loan, loan guarantee, grant, loan authority, or other expenditure with or to an entity, or targeted to a specific State, locality or congressional district, other than through a statutory or administrative formula driven or competitive award process.” See Rules of the House of Representatives, 119th Congress, Rule XXI, Clause 9(e), <https://rules.house.gov/sites/evo-subsites/rules.house.gov/files/documents/houserules119thupdated.pdf>.

¹⁴ House Appropriations Committee, “Committee Releases FY2026 Agriculture, Rural Development, FDA Bill,” and “Summary” at <https://appropriations.house.gov/news/press-releases/committee-releases-fy26-agriculture-rural-development-fda-bill>, June 4, 2025.

33% of the account); RUS ReConnect broadband grants (\$750,000, 1% of the account); and RUS Water and Waste Disposal Program grants (\$109 million, 32% of the account).¹⁵

¹⁵ CRS analysis of the FY2026 House subcommittee bill text and House Committee on Appropriations, “FY26 Community Project Funding,” <https://appropriations.house.gov/fy26-member-requests/fy26-community-project-funding>.

Appendix. Additional Detail on USDA Appropriations

Table A-1. USDA Departmental Administration Appropriations

Budget authority in millions of dollars

Agency or Program	FY2024	FY2025	FY2026			Change from FY2025		
	P.L. 118-42, Div. B	P.L. 119-4, Div. A Title II	Admin. Request	House Subcmte. markup	Senate	Enacted	to FY2026 Request	to FY2026 House Subcmte. markup
Office of the Secretary	7.0	7.0	6.0	5.6	—	—	-1.0	-1.4
Office of Tribal Relations	5.2	5.2	5.0	5.2	—	—	-0.2	+0.0
Office of Homeland Security	1.9	1.9	1.9	1.7	—	—	+0.0	-0.2
Public Partnership and Engagement	7.5	7.5	3.0	5.0	—	—	-4.5	-2.5
Assistant Secretary for Admin.	1.7	1.7	1.3	0.9	—	—	-0.4	-0.8
Departmental Administration	23.5	23.5	17.0	17.0	—	—	-6.5	-6.5
Asst. Sec. Congressional Relations	4.5	4.5	3.5	3.5	—	—	-1.0	-1.0
Office of Communications	7.0	7.0	5.0	5.0	—	—	-2.0	-2.0
Office of the Chief Economist	30.5	30.5	19.8	28.0	—	—	-10.7	-2.5
Office of Hearings and Appeals	16.7	16.7	13.0	12.7	—	—	-3.7	-4.0
Office of Budget and Program Analysis	15.0	15.0	14.0	15.0	—	—	-1.0	+0.0
Chief Information Officer	91.0	91.0	91.0	85.0	—	—	+0.0	-6.0
Chief Financial Officer	6.9	6.9	6.0	5.9	—	—	-0.9	-1.0
Assistant Secretary for Civil Rights	1.5	1.5	1.0	0.9	—	—	-0.5	-0.6
Office of Civil Rights	37.0	37.0	20.0	24.5	—	—	-17.0	-12.5
Office of Safety, Security, and Protection	20.8	20.8	19.1	19.8	—	—	-1.7	-1.0
Buildings and Facilities	22.6	22.6	35.0	10.6	—	—	+12.4	-12.0
Hazardous Materials Management	3.0	3.0	2.5	1.0	—	—	-0.5	-2.0
Office of Inspector General	111.6	111.6	100.0	94.6	—	—	-11.6	-17.0
General Counsel	60.5	60.5	57.5	55.5	—	—	-3.0	-5.0
Office of Ethics	4.5	4.5	4.5	4.1	—	—	+0.0	-0.4
Total	359.3	359.3	336.6	301.9	—	—	-22.7	-57.4

Source: Prepared by CRS using appropriations acts and committee reports; CBO, “H.R. 1968, Full-Year Continuing Appropriations and Extensions Act, 2025,” <https://www.cbo.gov/system/files/2025-03/hr1968.pdf>, and unpublished CBO tables; OMB, *Technical Supplement to the 2026 Budget: Appendix*, <https://www.govinfo.gov/content/pkg/BUDGET-2026-APP/pdf/BUDGET-2026-APP.pdf>; and House Committee on Appropriations, “Committee Releases FY26 Agriculture, Rural Development, FDA Bill,” press release, June 4, 2025, <https://appropriations.house.gov/news/press-releases/committee-releases-fy26-agriculture-rural-development-fda-bill> (see also the link to the bill summary below the press release)

Table A-2. USDA Research, Education, and Economics (REE)

Budget authority in millions of dollars

Agency or Program	FY2024	FY2025	FY2026				Change from FY2025	
	P.L. 118-42, Div. B	P.L. 119-4, Div. A Title II	Admin. Request	House Subcmte. markup	Senate	Enacted	to FY2026 Request	to FY2026 House Subcmte. markup
Under Secretary	1.4	1.4	1.0	1.4	—	—	-0.4	+0.0
Office of the Chief Scientist	0.5	0.5	0.0	1.0	—	—	-0.5	+0.5
Agricultural Research Service (ARS)								
Salaries and Expenses	1,788.1	1,788.1	1,700.0	1,790.6	—	—	-88.1	+2.5
Buildings and Facilities	57.2	0.0	0.0	21.0	—	—		+21.0
Subtotal, ARS	1,845.2	1,788.1	1,700.0	1,811.6	—	—	-88.1	+23.5
National Institute of Food and Agriculture (NIFA)								
Research and Education								
AFRI (competitive grants)	445.2	445.2	405.3	445.0	—	—	-39.9	-0.2
Hatch Act (1862 institutions)	265.0	265.0	0.0	265.0	—	—	-265.0	+0.0
Evans-Allen (1890s institutions)	89.0	89.0	50.0	89.0	—	—	-39.0	+0.0
McIntire-Stennis (forestry)	38.0	38.0	20.0	38.0	—	—	-18.0	+0.0
Other	238.8	238.8	195.8	221.0	—	—	-43.0	-17.8
Subtotal	1,076.0	1,076.0	671.1	1,058.0	—	—	-404.9	-18.0
Extension								
Smith-Lever (b) & (c)	325.0	325.0	175.0	325.0	—	—	-150.0	+0.0
Smith-Lever (d)	88.6	88.6	66.6	87.5	—	—	-22.0	-1.1
Other	148.1	148.1	124.3	143.5	—	—	-23.8	-4.6
Subtotal	561.7	561.7	365.9	556.0	—	—	-195.8	-5.7
Integrated Activities	41.1	41.1	0.0	40.1	—	—	-41.1	-1.0
Subtotal, NIFA	1,678.8	1,678.8	1,037.0	1,654.1	—	—	-641.8	-24.7
National Agricultural Statistics Service (NASS)								
Agricultural Census	46.9	46.9	46.0	46.0	—	—	-0.9	-0.9
Agricultural estimates	140.7	140.7	139.0	134.0	—	—	-1.7	-6.7
Subtotal, NASS	187.5	187.5	185.0	180.0	—	—	-2.5	-7.5
Economic Research Service	90.6	90.6	80.0	85.6	—	—	-10.6	-5.0
Total	3,804.0	3,746.8	3,003.0	3,733.6	—	—	-743.9	-13.2

Source: Prepared by CRS using appropriations acts and committee reports; CBO, “H.R. 1968, Full-Year Continuing Appropriations and Extensions Act, 2025,” <https://www.cbo.gov/system/files/2025-03/hr1968.pdf>, and unpublished CBO tables; OMB, *Technical Supplement to the 2026 Budget: Appendix*, <https://www.govinfo.gov/>

content/pkg/BUDGET-2026-APP/pdf/BUDGET-2026-APP.pdf; and House Committee on Appropriations, “Committee Releases FY26 Agriculture, Rural Development, FDA Bill,” press release, June 4, 2025, <https://appropriations.house.gov/news/press-releases/committee-releases-fy26-agriculture-rural-development-fda-bill> (see also the link to the bill summary below the press release).

Note: AFRI = Agriculture and Food Research Initiative.

Table A-3. USDA Farm Service Agency (FSA)

Budget authority (or loan authority, as noted) in millions of dollars

Agency or Program	FY2024	FY2025	FY2026				Change from FY2025	
	P.L. 118-42, Div. B	P.L. 119-4, Div. A Title II	Admin. Request	House Subcmte. markup	Senate	Enacted	to FY2026 Request	to FY2026 House Subcmte. markup
FSA Salaries and Expenses	1,209.3	1,209.3	950.0	1,100.0	—	—	-259.3	-109.3
Farm loan programs loan subsidy	53.8	53.8 ^a	31.6	30.2	—	—	-22.2	-23.6
Farm loan programs administration	326.1	326.1	252.5	326.1	—	—	-73.6	+0.0
State mediation grants	6.5	6.5	0.0	6.5	—	—	-6.5	+0.0
Grassroots source water protection	7.0	7.0	0.0	8.0	—	—	-7.0	+1.0
Geographically disadvantaged farmers	3.5	3.5	0.0	0.0	—	—	-3.5	-3.5
Dairy Indemnity Payment Program (M)	0.5	0.5	0.5	0.5	—	—	+0.0	+0.0
Total discretionary appropriations	1,606.7	1,606.7	1,234.5	1,471.3	—	—	-372.1	-135.4
Farm Loan Program Details								
Loan subsidy (budget authority)								
<i>Loan authority</i>								
Farm Ownership Loans – Direct	27.6	27.6	30.6	25.0	—	—	+3.0	-2.6
<i>Loan authority</i>	3,100.0	3,100.0	2,405.7	1,967.0	—	—	-694.3	-1,133.0
Farm Ownership Loans – Guaranteed	—	—	—	—	—	—	—	—
<i>Loan authority</i>	3,500.0	3,500.0	3,500.0	3,500.0	—	—	+0.0	+0.0
Farm Operating Loans – Direct	—	—	—	—	—	—	—	—
<i>Loan authority</i>	1,633.0	1,633.0	1,633.0	1,100.0	—	—	+0.0	-533.0
Farm Operating Loans - Guaranteed	1.5	1.5	0.0	0.0	—	—	-1.5	-1.5
<i>Loan authority</i>	2,118.5	2,118.5	2,000.0	2,118.5	—	—	-118.5	+0.0
Emergency Loans	3.5	3.5	1.0	2.6	—	—	-2.5	-0.9
<i>Loan authority</i>	37.7	37.7	14.4	37.0	—	—	-23.3	-0.7
Conservation Loans	—	—	—	—	—	—	—	—
<i>Loan authority – Direct</i>	—	—	—	300.0	—	—	+0.0	+300.0
<i>Loan authority – Guaranteed</i>	150.0	150.0	0.0	0.0	—	—	-150.0	-150.0
Indian Highly Fractionated Land Loans	1.6	1.6	0.0	0.0	—	—	-1.6	-1.6
<i>Loan authority</i>	5.0	5.0	0.0	0.0	—	—	-5.0	-5.0
Indian Tribe Land Acquisition Loans	—	—	—	—	—	—	—	—
<i>Loan authority</i>	20.0	20.0	0.0	20.0	—	—	-20.0	+0.0

	FY2024	FY2025		FY2026			Change from FY2025	
Boll Weevil Eradication Loans	0.3	0.3	0.0	0.02	—	—	-0.3	-0.2
<i>Loan authority</i>	60.0	0.0	0.0	5.0	—	—	+0.0	+5.0
Heirs Property Relending	19.4	19.4	0.0	2.7	—	—	-19.4	-16.7
<i>Loan authority</i>	61.4	61.4	0.0	7.7	—	—	-61.4	-53.7
Subtotal, loan subsidy	53.8	53.8^a	31.6	30.2	—	—	-22.2	-23.6
Subtotal, loan authority	10,685.6	10,685.6^a	9,553.1	9,055.2	—	—	-1,132.4	-1,630.4

Source: Prepared by CRS using appropriations acts and committee reports; CBO, “H.R. 1968, Full-Year Continuing Appropriations and Extensions Act, 2025,” <https://www.cbo.gov/system/files/2025-03/hr1968.pdf>, and unpublished CBO tables; OMB, *Technical Supplement to the 2026 Budget: Appendix*, <https://www.govinfo.gov/content/pkg/BUDGET-2026-APP/pdf/BUDGET-2026-APP.pdf>; and House Committee on Appropriations, “Committee Releases FY26 Agriculture, Rural Development, FDA Bill,” press release, June 4, 2025, <https://appropriations.house.gov/news/press-releases/committee-releases-fy26-agriculture-rural-development-fda-bill> (see also the link to the bill summary below the press release).

Notes: *Loan authority* is the amount of loans that can be made or guaranteed. Loan authority is not added in the budget authority totals. *Loan subsidy* is part of the discretionary budget authority and reflects any interest rate subsidies and anticipated losses. Some loan programs do not require a loan subsidy because of sufficient fees charged on the loans that make them self-funding and that may result in a negative subsidy in the scorekeeping adjustments section. The relationship between loan authority and loan subsidy is explained for each loan program in the Federal Credit Supplement of the Administration’s annual budget request.

- a. An anomaly in P.L. 119-4, §1205 allows amounts for loan subsidies for the USDA Farm Service Agency’s farm loan program to be reprogrammed among the loan categories to maintain FY2024 loan authorization levels. This may be important for programs with different estimated loan subsidy ratios between FY2024 and FY2025; for example, guaranteed farm operating loans were estimated to no longer require a loan subsidy in FY2025, and direct farm operating loans were estimated to require a loan subsidy in FY2025.

Table A-4. USDA Rural Housing Service

Budget authority (or loan authority, as noted) in millions of dollars

	FY2024	FY2025		FY2026			Change from FY2025	
Agency or Program	P.L. 118-42, Div. B	P.L. 119-4, Div. A Title II ^a	Admin. Request	House Subcmte. markup	Senate	Enacted	to FY2026 Request	to FY2026 House Subcmte. markup
Administrative expenses (transfer)	412.3	412.3	412.3	412.3	—	—	+0.0	+0.0
Single family direct loans (§502)	84.5	84.5	0.0	84.5	—	—	-84.5	+0.0
<i>Direct loan authority</i>	880.0	880.0	0.0	880.0	—	—	-880.0	+0.0
<i>Guaranteed loan authority</i>	25,000.0	25,000.0	25,000.0	25,000.0	—	—	+0.0	+0.0
Relending for Native American Tribes	2.3	2.3	0.0	3.0	—	—	-2.3	+0.7
<i>Loan authority</i>	5.0	5.0	0.0	6.0	—	—	-5.0	+1.0
Other Rural Housing Insurance Fund programs	73.2	73.2	44.2	66.1	—	—	-29.0	-7.1
<i>Loan authority</i>	520.0	520.0	510.0	520.0	—	—	-10.0	+0.0
Rental assistance (§521)	1,608.0	1,642.0 ^a	1,715.0	1,715.0	—	—	+73.0	+73.0
Rural housing assistance grants	35.0	35.0	20.0	20.0	—	—	-15.0	-15.0
Mutual and self-help housing grants	25.0	25.0	0.0	20.0	—	—	-25.0	-5.0

	FY2024	FY2025		FY2026			Change from FY2025	
Rural housing vouchers	48.0	48.0	0.0	48.0	—	—	-48.0	+0.0
Community Facilities: Grants	5.0 ^b	5.0 ^c	0.0	467.3	—	—	-5.0	+462.3
Community Facilities: Loan subsidy	—	—	—	—	—	—	—	—
<i>Direct loan authority</i>	2,800.0	2,800.0	1,250.0	1,000.0	—	—	-1,550.0	-1,800.0
<i>Guaranteed loan authority</i>	650.0	650.0	650.0	650.0	—	—	+0.0	+0.0
Rural community development initiative	5.0	5.0	0.0	6.0	—	—	-5.0	+1.0
Tribal college grants	8.0	8.0	0.0	8.0	—	—	-8.0	+0.0
Total	2,306.2	2,340.2^a	2,191.4	2,850.1	—	—	-148.8	+509.9
Loan authority	29,855.0	29,855.0	27,410.0	28,041.0	—	—	-2,445.0	-1,799.0

Source: Prepared by CRS using appropriations acts and committee reports; CBO, “H.R. 1968, Full-Year Continuing Appropriations and Extensions Act, 2025,” <https://www.cbo.gov/system/files/2025-03/hr1968.pdf>, and unpublished CBO tables; OMB, *Technical Supplement to the 2026 Budget: Appendix*, <https://www.govinfo.gov/content/pkg/BUDGET-2026-APP/pdf/BUDGET-2026-APP.pdf>; and House Committee on Appropriations, “Committee Releases FY26 Agriculture, Rural Development, FDA Bill,” press release, June 4, 2025, <https://appropriations.house.gov/news/press-releases/committee-releases-fy26-agriculture-rural-development-fda-bill> (see also the link to the bill summary below the press release).

Notes: *Loan authority* is the amount of loans that can be made or guaranteed. Loan authority is not added in the budget authority totals. *Loan subsidy* is part of the discretionary budget authority and reflects any interest rate subsidies and anticipated losses. The relationship between loan authority and loan subsidy is explained for each loan program in the Federal Credit Supplement of the Administration’s annual budget request.

- An anomaly in P.L. 119-4, §1206, allows USDA to transfer amounts within the Rural Development (RD) mission area to maintain FY2024 program levels to the extent possible, provided that \$34 million be transferred to the Rural Housing Service (RHS) Rental Assistance Program. The \$34 million transfer would be an increase of 2% for the Rental Assistance Program. The implications for other RD programs that USDA might reduce to accomplish the budget neutral transfer are uncertain.
- In addition to appropriations shown in the table, the FY2024 Appropriations Act (P.L. 118-42, Div. B, §778) provided \$505 million to the Community Facilities account from the USDA Nonrecurring Expenses Fund (NEF) (7 U.S.C. 2250b).
- An anomaly in P.L. 119-4, §1204 excludes from continuation for FY2025 the \$505 million from the NEF that had been included for FY2024 Community Facilities earmarks.

Table A-5. USDA Rural Business-Cooperative Service

Budget authority (or loan authority, as noted) in millions of dollars

	FY2024	FY2025		FY2026			Change from FY2025	
Agency or Program	P.L. 118-42, Div. B	P.L. 119-4, Div. A Title II ^a	Admin. Request	House Subcmte. markup	Senate	Enacted	to FY2026 Request	to FY2026 House Subcmte. markup
Rural Business Program Account								
Guaranteed Business and Industry (B&I)								
Loans – Loan subsidy	38.1	38.1	0.0	35.2	—	—	-38.1	-2.9
<i>Loan authority</i>	1,600.0	1,600.0	0.0	2,000.0	—	—	-1,600.0	+400.0
Rural Business Development Grants	20.5	20.5	0.0	18.0	—	—	-20.5	-2.5
Delta Regional Authority Grants	8.0	8.0	0.0	4.0	—	—	-8.0	-4.0

	FY2024	FY2025		FY2026			Change from FY2025	
Rural Development Loan Fund								
Administrative expenses (transfer)	4.5	4.5	0.0	4.5	—	—	-4.5	+0.0
Intermediary Relending Program - Loan subsidy	3.0	3.0	0.0	3.1	—	—	-3.0	+0.0
<i>Loan authority</i>	10.0	10.0	0.0	9.0	—	—	-10.0	-1.0
Rural Economic Development Loans								
<i>Loan authority</i>	50.0	50.0	50.0	50.0	—	—	+0.0	+0.0
Rural Cooperative Development Grants	24.6	24.6	0.0	16.6	—	—	-24.6	-8.0
Rural Microentrepreneur Assistance Program	5.0	5.0	0.0	3.3	—	—	-5.0	-1.7
<i>Loan authority</i>	20.0	20.0	0.0	15.0	—	—	-20.0	-5.0
Rural Energy for America Program								
<i>Loan authority</i>	50.0	50.0	0.0	50.0	—	—	-50.0	+0.0
Healthy Food Financing Initiative	0.5	0.5	0.0	0.0	—	—	-0.5	-0.5
Total	104.2	104.2	0.0	84.6	—	—	-104.2	-19.6
<i>Loan authority</i>	<i>1,730.0</i>	<i>1,730.0</i>	<i>50.0</i>	<i>2,124.0</i>	<i>—</i>	<i>—</i>	<i>-1,680.0</i>	<i>+394.0</i>

Source: Prepared by CRS using appropriations acts and committee reports; CBO, “H.R. 1968, Full-Year Continuing Appropriations and Extensions Act, 2025,” <https://www.cbo.gov/system/files/2025-03/hr1968.pdf>, and unpublished CBO tables; OMB, *Technical Supplement to the 2026 Budget: Appendix*, <https://www.govinfo.gov/content/pkg/BUDGET-2026-APP/pdf/BUDGET-2026-APP.pdf>; and House Committee on Appropriations, “Committee Releases FY26 Agriculture, Rural Development, FDA Bill,” press release, June 4, 2025, <https://appropriations.house.gov/news/press-releases/committee-releases-fy26-agriculture-rural-development-fda-bill> (see also the link to the bill summary below the press release).

Notes: *Loan authority* is the amount of loans that can be made or guaranteed. Loan authority is not added in the budget authority totals. *Loan subsidy* is part of the discretionary budget authority and reflects any interest rate subsidies and anticipated losses. The relationship between loan authority and loan subsidy is explained for each loan program in the Federal Credit Supplement of the Administration’s annual budget request.

- a. An anomaly in P.L. 119-4, §1206, allows USDA to transfer amounts within the RD mission area to maintain FY2024 program levels to the extent possible, provided that \$34 million be transferred to the RHS Rental Assistance Program. The implications for other RD programs that USDA might reduce to accomplish the budget neutral transfer are uncertain.

Table A-6. USDA Rural Utilities Service

Budget authority (or loan authority, as noted) in millions of dollars

	FY2024	FY2025		FY2026			Change from FY2025	
Agency or Program	P.L. 118-42, Div. B	P.L. 119-4, Div. A Title II ^a	Admin. Request	House Subcmte. markup	Senate	Enacted	to FY2026 Request	to FY2026 House Subcmte. markup
Rural Water and Waste Disposal								
Loan subsidy and grants	596.0	478.5	202.5	346.0	—	—	-276.0	-132.4
<i>Direct loan authority</i>	860.0	860.0	1,228.7	860.0	—	—	+368.7	+0.0
<i>Guaranteed loan authority</i>	50.0	50.0	50.0	50.0	—	—	+0.0	+0.0

	FY2024	FY2025		FY2026			Change from FY2025	
Rural Electricity and Telecommunication								
Admin. expenses (transfer)	33.3	33.3	33.3	33.3	—	—	+0.0	+0.0
Rural Energy Savings Program	3.6	3.6	0.0	5.0	—	—	-3.6	+1.5
Telecommunication loan subsidy	5.7	5.7	0.0	5.7	—	—	-5.7	+0.0
<i>Telecommunication loan authority</i>	550.0	550.0	200.0	550.0	—	—	-350.0	+0.0
<i>Electricity loan authority</i>	7,420.0	7,420.0	7,000.0	7,430.0	—	—	-420.0	+10.0
Distance Learning, Telemedicine, Broadband								
Distance learning & telemedicine	49.6	40.0	30.0	30.2	—	—	-10.0	-9.8
Community Connect grants	20.0	20.0	0.0	15.0	—	—	-20.0	-5.0
Broadband Re-Connect	100.4	90.0	0.0	90.8	—	—	-90.0	+0.8
Total	808.5	671.1	265.8	526.0	—	—	-405.3	-145.1
<i>Loan authority</i>	<i>8,880.0</i>	<i>8,880.0</i>	<i>8,478.7</i>	<i>8,890.0</i>	—	—	<i>-401.3</i>	<i>+10.0</i>

Source: Prepared by CRS using appropriations acts and committee reports; CBO, “H.R. 1968, Full-Year Continuing Appropriations and Extensions Act, 2025,” <https://www.cbo.gov/system/files/2025-03/hr1968.pdf>, and unpublished CBO tables; OMB, *Technical Supplement to the 2026 Budget: Appendix*, <https://www.govinfo.gov/content/pkg/BUDGET-2026-APP/pdf/BUDGET-2026-APP.pdf>; and House Committee on Appropriations, “Committee Releases FY26 Agriculture, Rural Development, FDA Bill,” press release, June 4, 2025, <https://appropriations.house.gov/news/press-releases/committee-releases-fy26-agriculture-rural-development-fda-bill> (see also the link to the bill summary below the press release).

Notes: *Loan authority* is the amount of loans that can be made or guaranteed. Loan authority is not added in the budget authority totals. *Loan subsidy* is part of the discretionary budget authority and reflects any interest rate subsidies and anticipated losses. The relationship between loan authority and loan subsidy is explained for each loan program in the Federal Credit Supplement of the Administration’s annual budget request.

- a. An anomaly in P.L. 119-4, §1206, allows USDA to transfer amounts within the RD mission area to maintain FY2024 program levels to the extent possible, provided that \$34 million be transferred to the RHS Rental Assistance Program. The implications for other RD programs that USDA might reduce to accomplish the budget neutral transfer are uncertain.

Table A-7. Domestic Food Programs

Budget authority in millions of dollars

	FY2024	FY2025		FY2026			Change from FY2025	
Agency or Program	P.L. 118-42, Div. B	P.L. 119-4, Div. A Title II	Admin. Request	House Subcmte. markup	Senate	Enacted	to FY2026 Request	to FY2026 House Subcmte. markup
Child Nutrition Programs	33,266.2	33,266.2	36,269.4	35,784.4	—	—	+3,003.2	+2,518.2
Mandatory	33,250.2	33,250.2	36,269.4	35,769.4	—	—	+3,019.2	+2,519.
Discretionary	16.0	16.0	0.0	15.0	—	—	-16.0	-1.0
SNAP, Food & Nutrition Act Program	122,382.5	122,382.5	118,135.3	118,141.3	—	—	-4,247.2	-4,241.2
Mandatory	122,376.5	122,376.5	118,132.3	118,133.3	—	—	-4,244.2	-4,243.2
Discretionary	6.0	6.0	3.0	8.0	—	—	-3.0	+2.0

	FY2024	FY2025	FY2026		Change from FY2025			
WIC	7,030.0	7,597.0	7,697.0 ^a	7,597.0 ^a	—	—	+100.0 ^a	+0.0 ^a
Commodity Assistance Programs	480.1	516.1	91.1	516.1	—	—	-425.0	+0.0
Nutrition Programs Administration	177.3	177.3	164.7	135.3	—	—	-12.7	-42.0
Under Secretary	1.1	1.1	0.8	1.1	—	—	-0.3	+0.0
Total	163,337.3	163,940.3	162,358.3	162,175.3	—	—	-1,582.0	-1,765.0
Mandatory (M)	155,626.7	155,626.7	154,401.7	153,902.7	—	—	-1,225.0	-1,724.0
Discretionary	7,710.5	8,313.5	7,956.6	8,272.5	—	—	-357.0	-41.0

Source: Prepared by CRS using appropriations acts and committee reports; CBO, “H.R. 1968, Full-Year Continuing Appropriations and Extensions Act, 2025,” <https://www.cbo.gov/system/files/2025-03/hr1968.pdf>, and unpublished CBO tables; OMB, *Technical Supplement to the 2026 Budget: Appendix*, <https://www.govinfo.gov/content/pkg/BUDGET-2026-APP/pdf/BUDGET-2026-APP.pdf>; and House Committee on Appropriations, “Committee Releases FY26 Agriculture, Rural Development, FDA Bill,” press release, June 4, 2025, <https://appropriations.house.gov/news/press-releases/committee-releases-fy26-agriculture-rural-development-fda-bill> (see also the link to the bill summary below the press release).

Notes: SNAP = Supplemental Nutrition Assistance Program; WIC = Special Supplemental Nutrition Program for Women, Infants and Children. This table shows both discretionary and mandatory amounts as presented separately in **Table 3** and **Table 4**, respectively. Totals for the Child Nutrition Programs and SNAP are the amounts expressed in the relevant appropriations acts and committee reports; subtotals for mandatory and discretionary amounts are derived from unpublished CBO scores of the appropriations bills.

a. Excludes General Provisions rescissions.

Table A-8. Appropriations in General Provisions

Budget authority in millions of dollars

Agency or Program	FY2024	FY2025	FY2026				Change from FY2025	
	P.L. 118-42, Div. B	P.L. 119-4, Div. A Title II	Admin. Request	House Subcmte. markup	Senate	Enacted	to FY2026 Request	to FY2026 House Subcmte. markup
Institute for Rural Partnership	6.0	6.0	—	—	—	—	-6.0	-6.0
Bison Inspection Waiver	0.7	0.7	—	—	—	—	-0.7	-0.7
Bison Marketing Pilot	2.0	2.0	—	—	—	—	-2.0	-2.0
Meat and Poultry Processing Expansion	3.0	3.0	—	2.0	—	—	-3.0	-1.0
Mitigation banking	2.0	2.0	—	—	—	—	-2.0	-2.0
Cotton Classing Office upgrades	—	—	—	4.0	—	—	—	+4.0
Agricultural Foreign Investment Disclosure Act (AFIDA) reporting	2.0	2.0	—	—	—	—	-2.0	-2.0
Protecting Animals with Shelter Grants	3.0	3.0	—	—	—	—	-3.0	-3.0
Water Bank	2.0	2.0	—	—	—	—	-2.0	-2.0
Maturing mortgage pilot	1.0	1.0	—	—	—	—	-1.0	-1.0
Waste water pilot	1.0	1.0	—	—	—	—	-1.0	-1.0
Buy American Study	—	—	—	1.0	—	—	—	+1.0
Tribal Demonstration Projects	2.0	2.0	—	2.0	—	—	-2.0	—

	FY2024	FY2025	FY2026				Change from FY2025	
National Oceanic and Atmospheric Administration working group	0.5	0.5	—	—	—	—	-0.5	-0.5
Total	25.2	25.2	0.0	9.0	—	—	-25.2	-16.2
Note: Non-scoreable provisions, from the Nonrecurring Expenses Fund								
Community Facilities	505.0	0.0 ^a	—	—	—	—	—	—
Food for Peace Title II	68.5	68.5 ^a	—	—	—	—	-68.5	-68.5

Source: Prepared by CRS using appropriations acts and committee reports; CBO, “H.R. 1968, Full-Year Continuing Appropriations and Extensions Act, 2025,” <https://www.cbo.gov/system/files/2025-03/hr1968.pdf>, and unpublished CBO tables; OMB, *Technical Supplement to the 2026 Budget: Appendix*, <https://www.govinfo.gov/content/pkg/BUDGET-2026-APP/pdf/BUDGET-2026-APP.pdf>; and House Committee on Appropriations, “Committee Releases FY26 Agriculture, Rural Development, FDA Bill,” press release, June 4, 2025, <https://appropriations.house.gov/news/press-releases/committee-releases-fy26-agriculture-rural-development-fda-bill> (see also the link to the bill summary below the press release).

- a. The year-long continuing resolution (CR) (P.L. 119-4, §1204) excludes from continuation for FY2025 the \$505 million from the NEF in the FY2024 Appropriations Act (P.L. 118-42, Div. B, §778(1)). The general terms of the CR do not prevent the \$68.5 million from the NEF (P.L. 118-42, Div. B, §778(2)) from continuing in FY2025.

Table A-9. Rescissions in General Provisions

Budget authority in millions of dollars

Agency or Program	FY2024	FY2025	FY2026				Change from FY2025	
	P.L. 118-42, Div. B	P.L. 119-4, Div. A Title II	Admin. Request	House Subcmte. markup	Senate	Enacted	to FY2026 Request	to FY2026 House Subcmte. markup
WIC	—	—	-391.0	-100.0	—	—	-391.0	-100.0
Nutrition Programs Administration	-8.0	—	—	—	—	—	—	—
NRCS	-30.0	-30.0	—	-100.0	—	—	+30.0	-70.0
Watershed and Flood Prevention Operations	-28.0	—	—	—	—	—	—	—
Animal & Plant Health Inspection Service	-5.0	—	—	—	—	—	—	—
NIFA Research and Extension	-37.0	-37.0	—	—	—	—	+37.0	+37.0
Rural Energy for America Program	-10.0	—	—	—	—	—	—	—
FDA American Rescue Plan Act §2304	-30.0	—	—	—	—	—	—	—
Rural Cooperative Development Grants	-7.0	—	—	—	—	—	—	—
Distance Learning and Telemedicine	-18.9	-18.9	—	—	—	—	+18.9	+18.9
Community Connect	-30.0	-30.0	—	—	—	—	+30.0	+30.0
Broadband program	-7.0	—	-40.0	—	—	—	-40.0	—
Housing Repair Loans and Grants	-28.0	—	—	—	—	—	—	—
Rural Housing Voucher	-35.0	—	—	—	—	—	—	—
Water and waste disposal cancellation	—	—	-75.0	—	—	—	-75.0	—

	FY2024	FY2025		FY2026			Change from FY2025	
Agricultural Marketing Service	—	—	-20.0	—	—	—	-20.0	—
Working Capital Fund	-78.0	-78.0	—	-78.0	—	—	+78.0	+0.0
Total	-351.9	-193.9	-526.0	-278.0	—	—	-332.1	-84.1

Source: Prepared by CRS using appropriations acts and committee reports; CBO, “H.R. 1968, Full-Year Continuing Appropriations and Extensions Act, 2025,” <https://www.cbo.gov/system/files/2025-03/hr1968.pdf>, and unpublished CBO tables; OMB, *Technical Supplement to the 2026 Budget: Appendix*, <https://www.govinfo.gov/content/pkg/BUDGET-2026-APP/pdf/BUDGET-2026-APP.pdf>; and House Committee on Appropriations, “Committee Releases FY26 Agriculture, Rural Development, FDA Bill,” press release, June 4, 2025, <https://appropriations.house.gov/news/press-releases/committee-releases-fy26-agriculture-rural-development-fda-bill> (see also the link to the bill summary below the press release).

Note: The nine rescissions in FY2024 that are shown as not continued in FY2025 were not listed in the “Subaccount detail” document from CBO.

Table A-10. Changes in Mandatory Program Spending (CHIMPS), General Provisions

Budget authority in millions of dollars

	FY2024	FY2025		FY2026			Change from FY2025	
Agency or Program	P.L. 118-42, Div. B	P.L. 119-4, Div. A Title II	Admin. Request	House Subcmte. markup	Senate	Enacted	to FY2026 Request	to FY2026 House Subcmte. markup
Farm Security and Rural Investment Act conservation programs	-60.2	-60.2	-70.7	-70.7	—	—	-10.5	-10.5
Farm Production and Conservation Business Center	+60.2	+60.2	+70.7	+70.7	—	—	+10.5	+10.5
Section 32	—	-49.0	—	—	—	—	+49.0	+49.0
Total	+0.0	-49.0	+0.0	+0.0	—	—	+49.0	+49.0

Source: Prepared by CRS. using appropriations acts and committee reports; CBO, “H.R. 1968, Full-Year Continuing Appropriations and Extensions Act, 2025,” <https://www.cbo.gov/system/files/2025-03/hr1968.pdf>, and unpublished CBO tables; and OMB, *Technical Supplement to the 2026 Budget: Appendix*, <https://www.govinfo.gov/content/pkg/BUDGET-2026-APP/pdf/BUDGET-2026-APP.pdf>.

Notes: CHIMPS in appropriations acts include temporary increases or limitations to mandatory program spending or permanent rescissions of mandatory programs that are focused on the current fiscal year. See CRS Report R47705, *Congressional Rules Pertaining to Changes in Mandatory Program Spending in Appropriations Bills (CHIMPS)*. Section 32 is formally known as Funds for Strengthening Markets, Income, and Supply.

Table A-11. Scorekeeping Adjustments

Budget authority in millions of dollars

	FY2024	FY2025		FY2026			Change from FY2025	
Agency or Program	P.L. 118-42, Div. B	P.L. 119-4, Div. A Title II	Admin. Request	House Subcmte. markup	Senate	Enacted	to FY2026 Request	to FY2026 House Subcmte. markup
Farm loans negative subsidy	-50.0	-142.0	na	na	—	—	na	na

	FY2024	FY2025		FY2026			Change from FY2025	
Rural electricity & telecommunication loans negative subsidy	-200.0	-210.0	na	na	—	—	na	na
Rural housing loans negative subsidy	-145.0	-100.0	na	na	—	—	na	na
Community facilities loans negative subsidy	-58.0	-57.0	na	na	—	—	na	na
Rural water & waste disposal loans negative subsidy	-2.0	-2.0	na	na	—	—	na	na
Rounding adjustments	—	-45.4 ^a	—	—	—	—	—	—
Total	-455.0	-556.4	-469.8^b	-469.8^b	—	—	+86.6	+86.6

Source: Prepared by CRS using appropriations acts and committee reports; CBO, “H.R. 1968, Full-Year Continuing Appropriations and Extensions Act, 2025,” <https://www.cbo.gov/system/files/2025-03/hr1968.pdf>, and unpublished CBO tables; OMB, *Technical Supplement to the 2026 Budget: Appendix*, <https://www.govinfo.gov/content/pkg/BUDGET-2026-APP/pdf/BUDGET-2026-APP.pdf>; and House Committee on Appropriations, “Committee Releases FY26 Agriculture, Rural Development, FDA Bill,” press release, June 4, 2025, <https://appropriations.house.gov/news/press-releases/committee-releases-fy26-agriculture-rural-development-fda-bill> (see also the link to the bill summary below the press release).

Notes: na = not available. Scorekeeping adjustments are not directly appropriated provisions and may not be shown in the committee tables accompanying a bill but are part of the official CBO accounting of an appropriations act. Negative subsidies generally represent receipt of fees charged to borrowers for some loan programs. Rounding adjustments are noted to reconcile the official total with details in the table.

- a. This amount was computed by CRS as the difference between the CBO-released official discretionary total and the agency-level detail shown in the rest of the report. It includes \$34 million for the offset of unspecified Rural Development accounts needed to balance the \$34 million increase for the RHS Rental Assistance account shown for FY2025 in **Table A-4** and part of the year-long continuing resolution provision.
- b. This amount was computed by CRS as the difference needed to achieve the FY2026 discretionary total announced by the House Appropriations Committee after adding the FY2026 appropriations for agencies and accounts in other tables of this report. It represents an expected total of the negative subsidies from the loan programs for FY2026.

Author Information

Jim Monke
Specialist in Agricultural Policy

Disclaimer

This document was prepared by the Congressional Research Service (CRS). CRS serves as nonpartisan shared staff to congressional committees and Members of Congress. It operates solely at the behest of and under the direction of Congress. Information in a CRS Report should not be relied upon for purposes other than public understanding of information that has been provided by CRS to Members of Congress in connection with CRS's institutional role. CRS Reports, as a work of the United States Government, are not subject to copyright protection in the United States. Any CRS Report may be reproduced and distributed in its entirety without permission from CRS. However, as a CRS Report may include copyrighted images or material from a third party, you may need to obtain the permission of the copyright holder if you wish to copy or otherwise use copyrighted material.