

U.S. Secret Service Protection Mission Funding and Staffing: Fact Sheet

July 17, 2024

Congressional Research Service

<https://crsreports.congress.gov>

R48129



U.S. Secret Service Protection Mission Funding and Staffing: Fact Sheet

Members of Congress periodically focus on the U.S. Secret Service (USSS) and its protection mission. The USSS has been protecting Presidents, other specific federal government officials, and their families for over 100 years. Over these years, USSS protection activities and operations have expanded, not only with an increase in the number of protected individuals, but in statutory responsibility as the lead federal agency for National Special Security Events (NSSE).

Over the past century, congressional legislative action on the USSS has focused primarily on its protection mission. The last two enacted non-appropriations measures were the *Former Presidents Protection Act of 2012* (P.L. 112-257) and *Investigative Assistance for Violent Crimes Act of 2012* (P.L. 112-265). These laws amend previous laws to address the USSS' protection of former Presidents and their families, and permits the Department of Homeland Security Secretary to offer USSS investigative assistance for mass killings when requested by state or local authorities. Annually Congress (through appropriations and budget hearings) provides funding and guidance so the USSS can execute its statutorily required duties as detailed in 18 U.S.C. 3056, including its protection mission. This report provides funding and personnel data related to the USSS generally, and its protection mission specifically.

R48129

July 17, 2024

Shawn Reese

Analyst in Emergency
Management and
Homeland Security Policy

William L. Painter

Specialist in Homeland
Security and
Appropriations

Contents

Introduction	1
Protection Mission Funding and Staffing	2

Figures

Figure 1. Total USSS Appropriations FY2016-FY2025 Request.....	2
Figure 2. USSS Protection-Specific Funding FY2016-FY2025 Request.....	3
Figure 3. Funding for USSS Protection-Specific Operations and Support Programs FY2016-FY2024	4
Figure 4. USSS Appropriations for Presidential Campaigns and National Special Security Events FY2016-FY2025 Request.....	5
Figure 5. USSS Total Staffing	6

Tables

Table 1. Appropriations for the USSS, FY2016-FY2025 Request.....	3
Table 2. USSS Protection-Specific Operations and Support Programs FY2016-FY2024	5
Table 3. Presidential Campaigns and National Special Security Events FY2016-FY2025 Request.....	6
Table 4. USSS Total Staffing.....	7

Contacts

Author Information.....	7
-------------------------	---

Introduction

The USSS conducts two mandated missions—criminal investigations and protection of persons and facilities. The criminal investigation mission (focused primarily on financial crimes) is the USSS’s oldest mission; however, the protection mission receives the most public and media attention. The protection mission includes providing security for specific government officials and facilities.¹ The USSS is statutorily directed to protect the following individuals:²

- the President, the Vice President,³ the President-elect, and the Vice President-elect;
- the immediate families of those listed above;
- former Presidents and their spouses for their lifetime;⁴
- children of a former President who are under 16 years of age;
- visiting heads of foreign states or governments, and other distinguished foreign visitors to the United States and official representatives of the United States performing special missions abroad when the President directs that such protection be provided;
- major presidential and vice-presidential candidates and, within 120 days of the general presidential election, the spouses of such candidates;⁵ and
- former Vice Presidents, their spouses, and their children who are under 16 years of age, for a period of not more than six months after the date the former Vice President leaves office.⁶

Separate from protecting specific mandated individuals and facilities such as White House complex, the Vice President’s official residence at the Naval Observatory, the Treasury Building, and foreign diplomatic missions in Washington, DC.,⁷ the USSS is also responsible for security activities related to National Special Security Events (NSSEs), which include inauguration ceremonies, major party quadrennial national conventions, as well as some international conferences and events⁸ held in the United States.

This fact sheet provides information on USSS funding and staffing related to the USSS protective mission described above.

¹ For further information on the USSS, and other federal agencies, protection mission, see CRS Report R47731, *Who Protects Whom? Federal Official and Judicial Security and Personal Protective Details*, by Shawn Reese.

² 18 U.S.C. §3056(a).

³ Or other officer next in the order of succession to the Office of the President.

⁴ Except the protection of a spouse shall terminate in the event of remarriage.

⁵ “Major presidential and vice-presidential candidates” means those individuals identified as such by the DHS Secretary after consultation with an advisory committee consisting of the Speaker of the House of Representatives, the minority leader of the House of Representatives, the majority and minority leaders of the Senate, and one additional member selected by the other members of the committee.

⁶ The DHS Secretary shall have the authority to direct the USSS to provide temporary protection for any of these individuals at any time thereafter if the DHS Secretary or designee determines that information or conditions warrant such protection.

⁷ 84 Stat. 74-75 authorizes the USSS to secure these facilities and 90 Stat. 2475 authorizes the USSS to temporarily secure the President’s and Vice President’s personally owned residences.

⁸ For more information on special events and National Special Security Events, see CRS Report R47439, *Special Event Security and National Special Security Events: A Summary and Issues for Congressional Consideration*, by Shawn Reese.

Specifically, this fact sheet provides:

- Annual Appropriations for the U.S. Secret Service, FY2016-FY2025 (**Table 1, Figure 1, and Figure 2**);
- USSS Protection-specific Funding, FY2016-FY2025 (**Table 2 and Figure 3**);
- USSS Funding for Presidential Campaigns and National Special Security Events, FY2025 (**Table 3 and Figure 4**); and
- USSS End-of-Year Staffing, 2008-2023 (**Table 4 and Figure 5**).

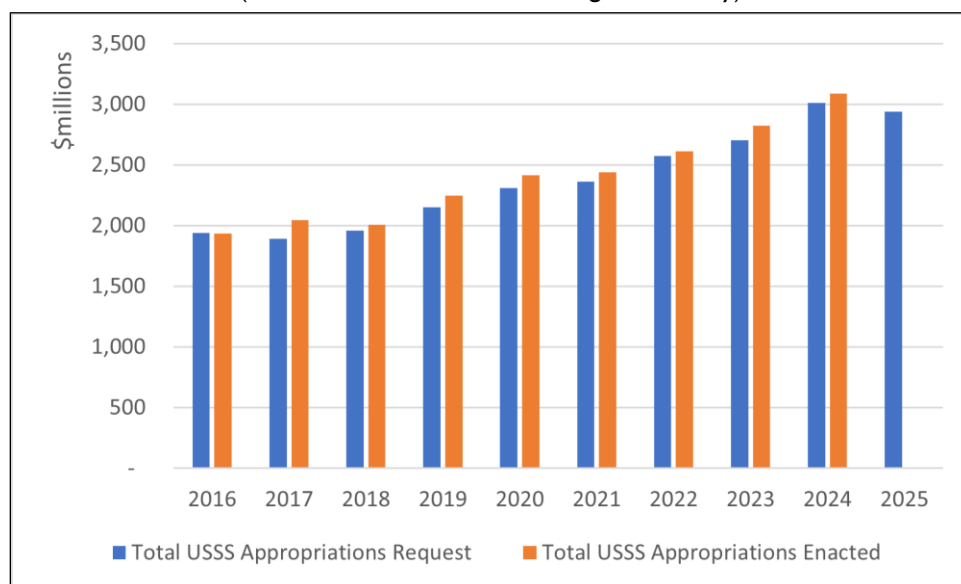
Protection Mission Funding and Staffing

The following tables and figures provide data on USSS total and protection-specific funding, USSS protection-specific operations and support programs funding, presidential campaign and NSSE funding, and end-of-fiscal year staffing.

The USSS does not provide detailed public reporting on its use of funding and personnel for protective missions, and staff move back and forth between protection and criminal investigation activities as duties require. Therefore, CRS has used two specific subdivisions of appropriations made in appropriations detail tables to identify funding specifically requested by the White House and directed by Congress to the USSS protection mission: Protective Operations, within the USSS Operations and Support appropriation; and Protection Infrastructure, within the Procurement, Construction, and Improvements appropriation.⁹

**Figure 1. Total USSS Appropriations
FY2016-FY2025 Request**

(Thousands of \$ in Nominal Budget Authority)



Source: CRS analysis of appropriations bills and reports.

⁹ USSS also receives Research and Development funding, which periodically goes to protection-related work, but is not specifically directed by Congress on a regular basis and cannot be consistently tracked by CRS.

**Figure 2. USSS Protection-Specific Funding
FY2016-FY2025 Request**

(Thousands in \$ of Nominal Budget Authority)

**Source:** CRS analysis of appropriations bills and reports.

Notes: Protection-specific programs included in this total are Operations and Support / Protective Operations, and Procurement, Construction and Improvements / Protection Infrastructure. Other USSS funding contributes to the protective mission as well, including mission support and research and development efforts, but usage of specific amounts of those funds cannot be authoritatively attributed by CRS. Due to restructuring of appropriations accounts in FY2017, a comparable breakdown of Protection-specific activities is not possible for FY2016 or earlier.

Table 1. Appropriations for the USSS, FY2016-FY2025 Request

(Thousands of \$ in Nominal Budget Authority)

Fiscal Year	Request	Enacted	Difference
2016	1,939,122	1,933,545	-5,577
<i>Protection-specific</i>	<i>n/a^a</i>	764,012	<i>n/a</i>
2017	1,891,119	2,045,578	154,459
<i>Protection-specific</i>	782,284	836,244	53,960
2018	1,957,495	2,006,524	49,029
<i>Protection-specific</i>	843,487	875,865	32,378
2019	2,151,624	2,248,159	96,535
<i>Protection-specific</i>	932,220	969,987	37,767
2020	2,308,977	2,415,845	106,868
<i>Protection-specific</i>	1,066,622	1,087,426	20,804
2021	2,360,538	2,438,001	77,463
<i>Protection-specific</i>	1,036,739	1,074,812	38,073

Fiscal Year	Request	Enacted	Difference
2022	2,571,917	2,611,888	39,971
Protection-specific	1,071,716	1,092,269	20,553
2023	2,703,509	2,822,180	118,671
Protection-specific	1,137,149	1,210,902	73,753
2024	3,009,778	3,087,797	78,019
Protection-specific	1,428,248	1,492,010	63,762
2025	2,938,381		
Protection-specific	1,283,064		

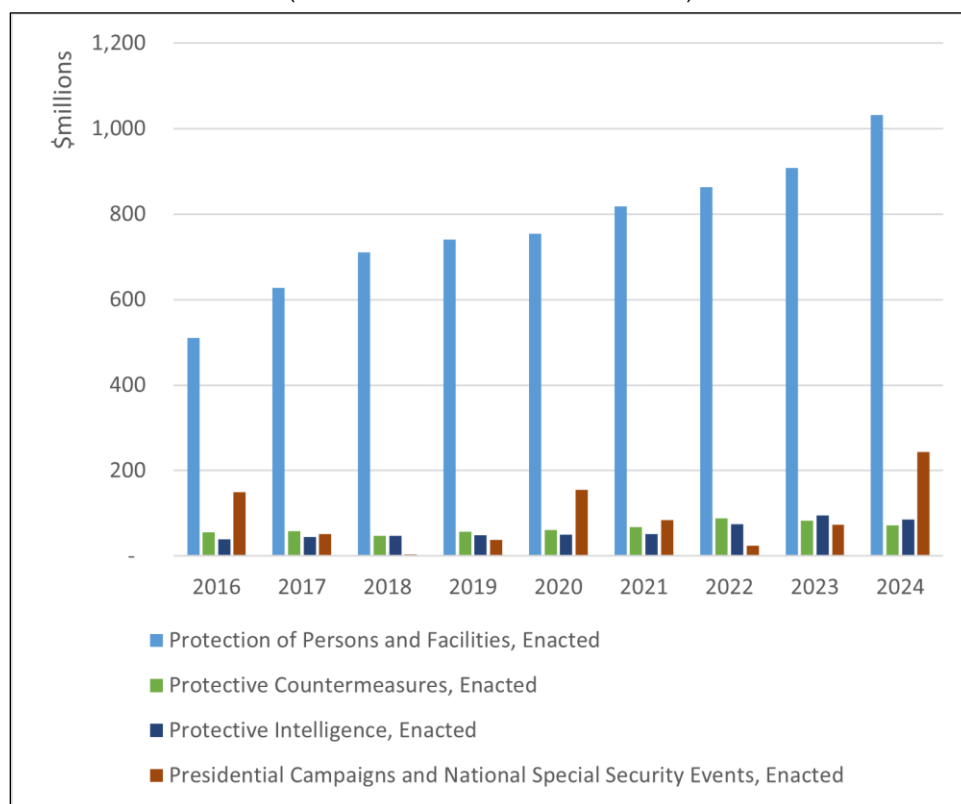
Source: CRS analysis of appropriations bills and reports.

Notes: Protection-specific amounts included in this total are Operations and Support / Protective Operations, and Procurement, Construction and Improvements / Protection Infrastructure. Other USSS funding contributes to the protective mission as well, including mission support and research and development efforts, but usage of specific amounts of those funds cannot be authoritatively attributed by CRS.

- a. Due to restructuring of appropriations accounts in FY2017, a comparable breakdown of Protections specific activities is not possible for FY2016 or earlier.

Figure 3. Funding for USSS Protection-Specific Operations and Support Programs FY2016-FY2024

(Thousands of \$ in Enacted Amounts)



Source: CRS analysis of appropriations bills and reports.

Notes: Other USSS Operations and Support funding contributes to the protective mission as well, but usage of specific amounts of those funds cannot be authoritatively attributed by CRS.

**Table 2. USSS Protection-Specific Operations and Support Programs
FY2016-FY2024**

(Thousands of \$ in Enacted Amounts)

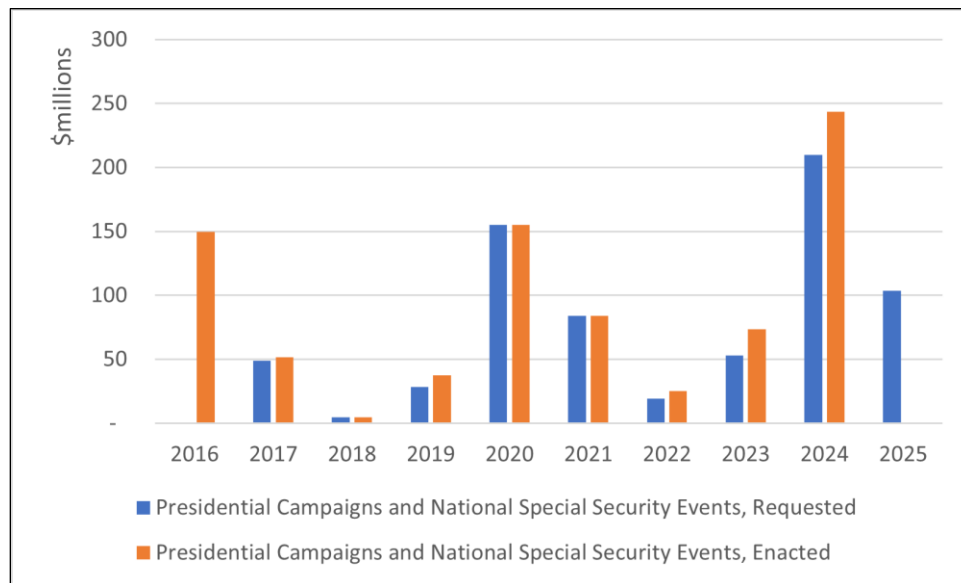
	Protection of Persons and Facilities, Enacted	Protective Countermeasures, Enacted	Protective Intelligence, Enacted	Presidential Campaigns and National Special Security Events, Enacted
2016	509,825	55,000	38,700	149,487
2017	627,987	58,193	44,490	51,734
2018	711,227	46,862	47,814	4,500
2019	740,895	56,917	49,395	37,494
2020	754,527	61,756	49,955	155,199
2021	818,795	68,182	52,155	83,725
2022	863,549	87,762	74,167	25,000
2023	907,707	82,506	94,565	73,294
2024	1,031,766	72,374	84,973	243,699

Source: CRS analysis of appropriations bills and reports.

Notes: Other USSS Operations and Support funding contributes to the protective mission as well, but usage of specific amounts of those funds cannot be authoritatively attributed by CRS.

**Figure 4. USSS Appropriations for Presidential Campaigns and National Special
Security Events
FY2016-FY2025 Request**

(Thousands of \$ in Requested and Enacted Amounts)



Source: CRS analysis of appropriations bills and reports.

Note: Due to restructuring of appropriations accounts in FY2017, a comparable breakdown of Protection-specific activities is not possible for FY2016 or earlier.

**Table 3. Presidential Campaigns and National Special Security Events
FY2016-FY2025 Request**

(Thousands of \$ in Requested and Enacted Amounts)

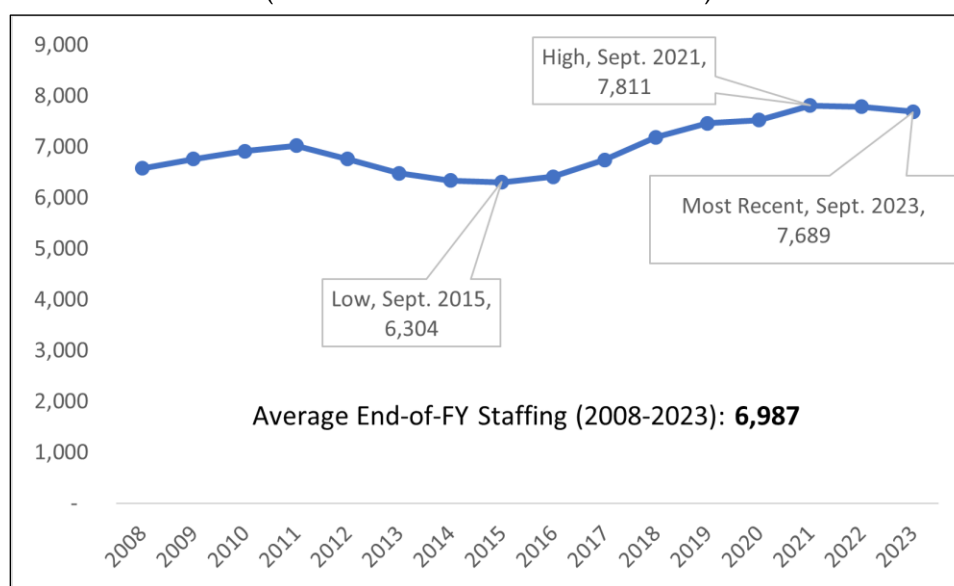
Fiscal Year	Requested	Enacted	Change
2016	n/a	149,487	n/a
2017	48,634	51,734	3,100
2018	4,500	4,500	-
2019	28,500	37,494	8,994
2020	155,172	155,199	27
2021	83,725	83,725	-
2022	19,000	25,000	6,000
2023	52,994	73,294	20,300
2024	209,741	243,699	33,958
2025	103,567		

Source: CRS analysis of appropriations bills and reports.

Note: Due to restructuring of appropriations accounts in FY2017, a comparable breakdown of Protection-specific activities is not possible for FY2016 or earlier.

Figure 5. USSS Total Staffing

(As of the end of Fiscal Years 2008-2023)



Source: CRS Analysis of OPM Fedscope Data.

Table 4. USSS Total Staffing
(As of the end of Fiscal Years 2008-2023)

Fiscal Year	FedScope Total
2008	6,579
2009	6,763
2010	6,913
2011	7,025
2012	6,761
2013	6,484
2014	6,338
2015	6,304
2016	6,415
2017	6,743
2018	7,191
2019	7,463
2020	7,526
2021	7,811
2022	7,788
2023	7,689

Source: CRS Analysis of OPM Fedscope Data.

Author Information

Shawn Reese
Analyst in Emergency Management and Homeland
Security Policy

William L. Painter
Specialist in Homeland Security and Appropriations

Disclaimer

This document was prepared by the Congressional Research Service (CRS). CRS serves as nonpartisan shared staff to congressional committees and Members of Congress. It operates solely at the behest of and under the direction of Congress. Information in a CRS Report should not be relied upon for purposes other than public understanding of information that has been provided by CRS to Members of Congress in connection with CRS's institutional role. CRS Reports, as a work of the United States Government, are not subject to copyright protection in the United States. Any CRS Report may be reproduced and distributed in its entirety without permission from CRS. However, as a CRS Report may include copyrighted images or material from a third party, you may need to obtain the permission of the copyright holder if you wish to copy or otherwise use copyrighted material.