



**Congressional  
Research Service**

Informing the legislative debate since 1914

---

# Freight Rail Safety Legislation in the 118<sup>th</sup> Congress

February 6, 2024

**Congressional Research Service**

<https://crsreports.congress.gov>

R47911



# Freight Rail Safety Legislation in the 118<sup>th</sup> Congress

R47911

February 6, 2024

**Ben Goldman**

Analyst in Transportation  
Policy

The February 3, 2023, train derailment and chemical spill in East Palestine, OH, raised the profile of rail safety issues. Railroad labor organizations and some state and local governments have voiced concerns about railroad business practices that, in their view, put employees and communities at unnecessary risk. Railroad companies, meanwhile, have characterized more stringent safety requirements as unnecessary given the industry's decades-long record of safety improvement. Bills introduced in the 118<sup>th</sup> Congress concern hazardous materials transportation by rail, derailment prevention, train length, crew size, and blocked crossings, among other issues. Some of the proposed legislation aligns with indicators that show a decline in rail safety.

Freight rail safety bills in the 118<sup>th</sup> Congress include the following:

- S. 576 (as introduced and as reported to the Senate)/H.R. 1674, Railway Safety Act of 2023
- H.R. 1633, Reducing Accidents In Locomotives (RAIL) Act of 2023
- H.R. 1238, Decreasing Emergency Railroad Accident Instances Locally (DERAIL) Act of 2023
- S. 1044, Railway Accountability Act of 2023
- H.R. 1347, Don't Block Our Communities (D-BLOC) Act of 2023
- H.R. 5871, Rail Worker and Community Safety Act of 2023

## Hazardous Materials Transportation by Rail

Since 2015, a category of trains known as High Hazard Flammable Trains has been subject to additional federal safety requirements concerning advance notification of emergency responders, lower maximum speeds, and restrictions on using older, less crashworthy rail cars. The train that derailed in East Palestine did not qualify as such due to the type and quantity of cargo it carried. Several legislative proposals would create new designations of trains carrying a greater variety of cargo types and quantities in order to extend those safety requirements to more trains.

## Preventing Derailments

Because the East Palestine derailment was said to be likely caused by a defective wheel bearing that overheated, causing a wheel and axle to come loose, several legislative proposals have focused on preventing this type of derailment in the future. Some proposals concern wayside devices known as defect detectors that can identify a bearing in danger of failing; others involve mandating more rigorous physical inspection of train cars before they depart from a yard or terminal. Train length has also been identified as a potential factor in some derailments, as the unequal distribution of weight on a long train could put excessive strain on freight cars and couplers when braking. Several technologies exist that could improve the reliability of train brakes.

## Other Issues

Legislation has been introduced that would create a federal nationwide limit on how long a train may occupy or block a highway-rail crossing. State and local laws that forbid this practice repeatedly have been found to be preempted by federal law and unenforceable, even though no federal statute or regulation directly forbids the practice. Other issues under consideration include labor protections, such as minimum train crew size requirements and compulsory participation in a Confidential Close Call Reporting System (C3RS) for all railroads.

## Contents

Introduction .....	1
Hazardous Materials Transportation by Rail .....	2
High-Hazard Flammable Trains .....	3
Tank Car Crashworthiness .....	5
Train Braking .....	6
Emergency Response Training.....	7
Prevention of Train Derailments .....	8
Wayside Defect Detectors .....	10
Railcar Inspections and Inspector Qualifications .....	11
Civil Penalties .....	12
Train Length.....	14
Other Issues and Legislative Proposals .....	15
Blocked Crossings.....	15
Crew Size .....	16
Confidential Close Call Reporting System .....	17

## Figures

Figure 1. Change in Rail Safety Incident Rates, CY2003-CY2022 (Index) .....	2
Figure 2. FAST Act Compliant and Noncompliant Tank Cars Operating, 2018-2022 .....	6
Figure 3. Change in Derailments, Train-Miles, and Derailment Rate per Train-Mile, CY2003-CY2022 (Index).....	9
Figure 4. Change in Derailment Rate per Train-Mile by Track Type, CY2013-CY2022 (Index).....	9

## Tables

Table 1. Volume of Hazardous Materials Transported by Rail in 2007, 2012, and 2017 .....	3
Table 2. Current and Proposed High-Hazard Train Categories .....	4
Table 3. Current and Proposed Tank Car Phaseout Deadlines .....	6
Table 4. Number of Derailments and Other Rail Safety Incidents, Excluding Grade Crossing Incidents, 2013-2022.....	8
Table 5. Current and Proposed Hot Bearing Detector Requirements .....	10
Table 6. Current and Proposed Civil Penalties .....	12
Table 7. Indicators of Increased Train Lengths, 2014-2022 .....	15

## Contacts

Author Information.....	18
-------------------------	----

## Introduction

The February 3, 2023, train derailment and chemical spill in East Palestine, OH, raised the profile of rail safety issues. Railroad labor organizations and state and local governments have voiced concerns about railroad business practices that, in their view, put employees and communities at unnecessary risk. Railroad companies, meanwhile, have characterized more stringent safety requirements as unnecessary given the industry's record.<sup>1</sup> Bills introduced in the 118<sup>th</sup> Congress concern hazardous materials (hazmat) transportation by rail, derailment prevention, train length, crew size, and blocked crossings, among other issues. Some of the proposed legislation aligns with indicators that show a decline in rail safety. The bills discussed in this report are as follows:

- S. 576 (as introduced [IS] and as reported to the Senate [RS])/H.R. 1674, Railway Safety Act of 2023
- H.R. 1633, Reducing Accidents In Locomotives (RAIL) Act of 2023
- H.R. 1238, Decreasing Emergency Railroad Accident Instances Locally (DERAIL) Act of 2023
- S. 1044, Railway Accountability Act of 2023
- H.R. 1347, Don't Block Our Communities (D-BLOC) Act of 2023
- H.R. 5871, Rail Worker and Community Safety Act of 2023

Starting in the late 2010s, some railway safety indicators began trending worse after a decades-long trend of continuous improvement. In 2022, there were 950 fatalities and 6,364 injuries on America's railroads.<sup>2</sup> Although the number of injuries was the third-lowest in 20 years, the number of fatalities was the highest in at least that long. Trespassers and road-rail crossing incidents accounted for the majority of rail fatalities in 2022, and on-duty employees accounted for roughly half of all injuries. Per-train-mile rates of train incidents have remained comparatively low, and rates of injuries or fatalities have held steady; grade crossing incident rates have risen and erased earlier safety gains. Trespassing deaths, in particular, have nearly doubled on a per-train-mile basis since 2015 after over a decade of stability (see **Figure 1**).

The number of railroad hazmat spills has remained low, both in comparison to railroad performance in past years and to other modes; no hazmat-by-rail spill has resulted in a fatality in over a decade. However, hazmat-by-rail releases tend to result in more damage (as measured in dollars) per incident than highway or pipeline spills.<sup>3</sup>

---

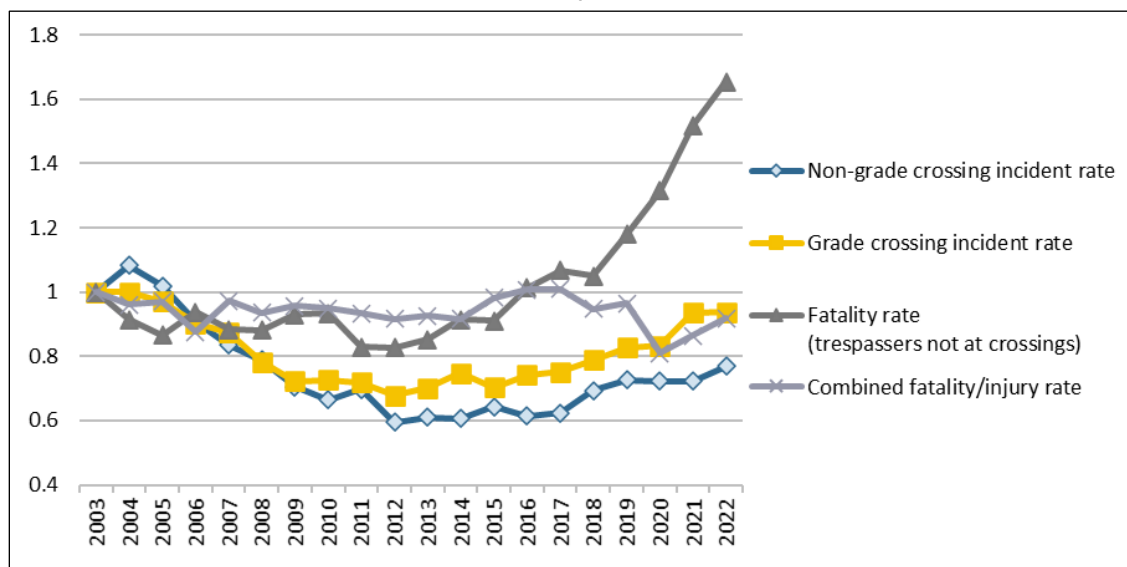
<sup>1</sup> See Government Accountability Office, *Information on Precision-Scheduled Railroading*, GAO-23-105420, December 2022, at <https://www.gao.gov/assets/gao-23-105420.pdf>.

<sup>2</sup> U.S. Department of Transportation (DOT), Federal Railroad Administration (FRA), Office of Safety Analysis, "Ten Year Accident/Incident Overview," <https://safetydata.fra.dot.gov/OfficeofSafety/publicsite/Query/TenYearAccidentIncidentOverview.aspx>.

<sup>3</sup> DOT, Pipeline and Hazardous Materials Safety Administration (PHMSA), "10 Year Incident Summary Reports," [https://portal.phmsa.dot.gov/analytics/saw.dll?Portalpages&PortalPath=%2Fshared%2FPublic%20Website%20Pages%2F\\_portal%2F10%20Year%20Incident%20Summary%20Reports](https://portal.phmsa.dot.gov/analytics/saw.dll?Portalpages&PortalPath=%2Fshared%2FPublic%20Website%20Pages%2F_portal%2F10%20Year%20Incident%20Summary%20Reports).

**Figure I. Change in Rail Safety Incident Rates, CY2003-CY2022 (Index)**

I = 2003 rate per train-mile



**Source:** CRS analysis of U.S. Department of Transportation (DOT), Federal Railroad Administration (FRA), Office of Safety Analysis, “Ten Year Accident/Incident Overview,” <https://safetydata.fra.dot.gov/OfficeofSafety/publicsite/Query/TenYearAccidentIncidentOverview.aspx>.

**Note:** Data exclude suicides and suicide attempts.

The Federal Railroad Administration (FRA), part of the Department of Transportation (DOT), issues and enforces rail safety regulations. FRA’s authority originates in the Federal Rail Safety Act of 1970 (FRSA; P.L. 91-458), which gives the agency power to “prescribe regulations and issue orders for every area of railroad safety [...]” Since FRSA became law, the number of derailments, collisions, and railroad injuries have all decreased by 80%-90%, even as the number of train-miles operated decreased by 25%.<sup>4</sup>

## Hazardous Materials Transportation by Rail

The East Palestine derailment focused attention on the safety of hazmat moved by rail. According to the quinquennial economic census, hazmat accounted for roughly 7.2% of the total tons hauled by freight railroads in 2017 and roughly 7.5% of railroad ton-miles.<sup>5</sup> These percentages are closely in line with the two previous censuses, but the volume of hazmat moved by rail has decreased in raw terms over the 10-year period from 2007 to 2017 (**Table 1**).

<sup>4</sup> DOT, Bureau of Transportation Statistics (BTS), *National Transportation Statistics*, Table 2-43: Railroad System Safety and Property Damage Data (excludes highway-rail grade-crossing accidents).

<sup>5</sup> U.S. Census Bureau, *The 2017 Commodity Flow Survey Final Tables*, November 4, 2022, <https://www.census.gov/data/tables/2017/econ/cfs/aff-2017.html>.

**Table I. Volume of Hazardous Materials Transported by Rail in 2007, 2012, and 2017**

Year	2007	2012	2017
Hazmat tons by rail (millions)	129.7	111.0	90.4
... as % of all freight tons	1.0%	1.0%	0.7%
... as % of all rail tons	7.0%	6.8%	7.2%
Hazmat ton-miles by rail (billions)	92.2	84.9	61.7
... as % of all freight ton-miles	2.8%	2.9%	2.0%
... as % of all rail ton-miles	6.9%	7.0%	7.5%

**Sources:** DOT, Bureau of Transportation Statistics (BTS), “Freight Activity in the United States: 1993, 1997, 2002, 2007, 2012 and 2017,” <https://www.bts.gov/content/freight-activity-united-states-1993-1997-2002-and-2007>; BTS, “U.S. Hazardous Materials Shipments by Transportation Mode, 2017,” <https://www.bts.gov/content/us-hazardous-materials-shipments-transportation-mode-2017>; and BTS, “Table 1b. Hazardous Material Shipment Characteristics by Mode of Transportation for the United States: 2012 and 2007,” July 15, 2015, [https://www.bts.gov/archive/publications/commodity\\_flow\\_survey/2012/hazardous\\_materials/table1b](https://www.bts.gov/archive/publications/commodity_flow_survey/2012/hazardous_materials/table1b).

**Notes:** Hazmat = hazardous materials. Figures are for the “rail alone” mode only and do not include multimodal shipments, such as by rail and truck or rail and barge.

Congress and the public have shown increased interest in hazmat-by-rail safety in the past. A surge of crude oil production in the mid-2010s and a series of high-profile spills led to increased regulatory scrutiny of the transportation of flammable liquids by rail. Flammable liquids made up roughly half of all hazmat shipments by rail in 2018.<sup>6</sup> Since then, the number of incidents, incident rate per train-mile, and severity of hazmat releases has remained fairly steady. Nevertheless, the high-profile nature of the East Palestine derailment and spill has led to calls for further legislation around hazmat-by-rail safety, in many cases building on crude-by-rail regulations put in place in 2015.<sup>7</sup>

## High-Hazard Flammable Trains

The 2015 rule created a new official classification for high-hazard flammable trains (HHFTs), defined as any train carrying 20 or more carloads of Class 3 flammable liquids in a continuous block or 35 or more carloads of Class 3 flammable liquids in any order throughout the train.<sup>8</sup> Under the rule, rail carriers operating HHFTs must complete periodic routing analysis to reduce risks to populated areas, notify state emergency response commissions of the volume of HHFTs passing through given areas, and operate at a lower top speed than might otherwise be permitted. The rail industry had its own voluntary standards at the time of the 2015 rule, known as AAR Circular OT-55, which apply to a wider set of trains—including all HHFTs—but do not require proactive local notification.

Certain bills in the 118<sup>th</sup> Congress contain provisions that would expand the definition of HHFT or create new classifications that would apply to commodities beyond flammable liquids (a

<sup>6</sup> Railway Supply Institute, “Hazmat shipments by class – U.S. and Canada 2018,” at <https://tankcarresourcecenter.com/tankcar101/#1499694206621-d3e6b712-ac21>.

<sup>7</sup> PHMSA, DOT, “Hazardous Materials: Enhanced Tank Car Standards and Operational Controls for High-Hazard Flammable Trains,” 80 *Federal Register* 71952, November 18, 2015.

<sup>8</sup> 49 C.F.R. §171.8. A subset of high-hazard flammable trains (HHFTs), designated high-hazard flammable unit trains (HHFUTs), is defined as any train carrying 70 or more carloads of Class 3 flammable liquids. These trains were briefly required to be equipped with electronically controlled pneumatic (ECP) braking systems, discussed later in this report. Class 3 flammable liquids, one of nine classes of hazardous materials, are defined as liquids that give off a flammable vapor within certain temperature thresholds.

comparison of these provisions alongside current law and industry standards is in **Table 2**, below). As introduced, S. 576/H.R. 1674 would direct FRA to issue new requirements for hazmat-by-rail shipments not already covered by the HHFT rules. The bill as introduced did not specify a threshold in terms of the number of loaded cars, which would effectively allow FRA to establish those thresholds when it issues the new regulations. The version of S. 576 reported by the Senate Commerce Committee would establish a new category of trains, high-hazard trains (HHTs), which would include some trains carrying hazmat other than flammable liquids. HHTs would be held to a set of requirements similar to those applicable to HHFTs.

**Table 2. Current and Proposed High-Hazard Train Categories**

	<b>Current Law</b>	<b>AAR Circular OT-55</b>	<b>S. 576 (IS)/ H.R. 1674/ H.R. 1633</b>	<b>S. 576 (RS)</b>
<b>Designation</b>	High-Hazard Flammable Train (HHFT)	Key Train	n/a	High-Hazard Train (HHT)
<b>Threshold</b>	35+ carloads of any Class 3 flammable liquid; or 20+ carloads of any Class 3 flammable liquid in a continuous block of cars	20+ carloads or intermodal portable tank loads of any combination of hazardous materials (hazmat); or 1+ carload of Poison or Toxic Inhalation Hazard (PIH or TIH) (Hazard Zone A, B, C, or D), anhydrous ammonia (UN1005), ammonia solutions (UN3318), Spent Nuclear Fuel (SNF), or High-Level Radioactive Waste (HLRW)	Hazmat other than HHFTs	20+ carloads of flammable liquid; or 1+ carload of Poison or Toxic Inhalation Hazard (PIH or TIH), Spent Nuclear Fuel (SNF), High-Level Radioactive Waste (HLRW); or 10+ carloads of explosives; or 5+ carloads of flammable gas; or 20+ combined carloads of flammable liquid, flammable gas, and/or explosives
<b>Local Notification</b>	Routing analysis Disclosures to state/tribal emergency response commissions	n/a	Advance notice of hazmat shipments to state/tribal emergency response commissions, including a written gas discharge plan	Availability of real-time train consist information Disclosures to state emergency response commissions Emergency response plans

	Current Law	AAR Circular OT-55	S. 576 (IS)/ H.R. 1674/ H.R. 1633	S. 576 (RS)
<b>Maximum Speed</b>	50 miles per hour (mph) 40 mph in high-threat urban areas* unless all tank cars meet or exceed Department of Transportation (DOT)-117/117P/117R standards	50 mph 30 mph if a wayside detector reports a defective bearing, until next detector or mechanical inspection	As determined to be necessary by the Secretary of Transportation	50 mph 40 mph in high-threat urban areas* if carrying 20+ carloads of flammable liquids, unless all tank cars meet or exceed DOT-117/117P/117R standards
<b>Other Requirements</b>	Brakes must use a two-way end-of-train device or distributed power	Sidings and auxiliary tracks must meet Federal Railroad Administration Class 2 standards (able to support 25 mph) or better Cars must be equipped with roller bearings	Reduce or eliminate blocked crossings Additional requirements regarding train length and weight; train consist; route analysis and selection; track standards; track, bridge, and rail car maintenance; signaling and train control; response plans; and any other requirements that the Secretary determines necessary	n/a

**Source:** Full text for indicated bill(s) on Congress.gov, <https://www.congress.gov/>.

**Notes:** IS = introduced in Senate; RS = reported to Senate; n/a = not applicable; AAR = Association of American Railroads.

\* High threat urban areas (HTUAs), as designated by the Transportation Security Administration based on various risk factors, consist of a city limit or combined adjacent city limits plus a 10-mile buffer zone extending from the city border(s). For the full list of HTUAs, see Appendix A to 49 C.F.R. Part 1580, <https://www.ecfr.gov/current/title-49/subtitle-B/chapter-XII/subchapter-D/part-1580/appendix-Appendix%20A%20to%20Part%201580>.

## Tank Car Crashworthiness

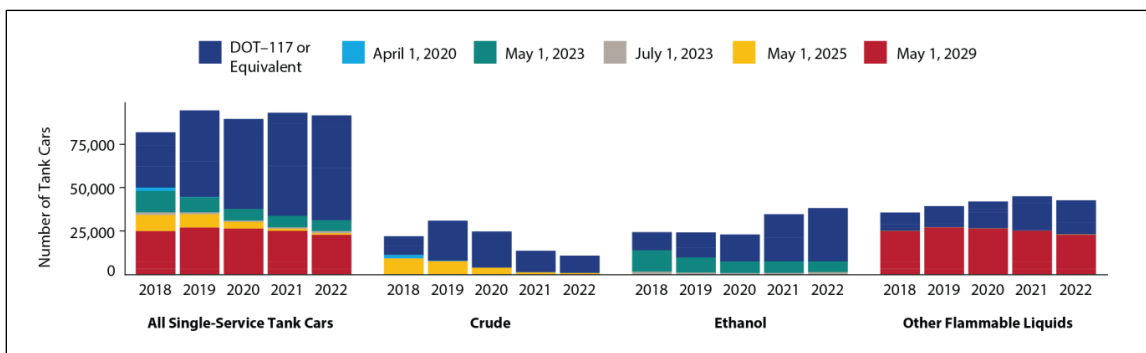
Section 7304 of the Fixing America's Surface Transportation Act of 2015 (FAST Act; P.L. 114-94) mandated a commodity-specific phaseout of older tank cars used to transport Class 3 flammable liquids. Under the corresponding regulations issued by DOT's Pipeline and Hazardous Materials Safety Administration (PHMSA), certain commodities and certain older tank car specifications were to be phased out faster than others. PHMSA assigned the most aggressive deadlines to crude oil (all tank cars are required to meet the newest specifications by May 1, 2025); other types of flammable liquid can be transported in older specifications of tank cars until May 1, 2029, with the possibility of extensions into 2031 if the Secretary of Transportation were to find that shop capacity is insufficient to retrofit old cars or manufacture new ones in time. Newer cars have thicker shells and other features that make them less likely to rupture. These requirements apply only to unpressurized tank cars that carry flammable liquids; flammable gas of the type that was vented and burned in East Palestine is transported in pressurized tank cars that are required to be equipped with more robust crashworthiness features.



A 2023 report from the Bureau of Transportation Statistics found that most crude oil and ethanol cars are in compliance with FAST Act mandates, but a majority of cars used to carry other flammable liquids are not (**Figure 2**).

**Figure 2. FAST Act Compliant and Noncompliant Tank Cars Operating, 2018-2022**

Color-coded by statutory phaseout date



**Source:** DOT, BTS (special analysis based on data provided by the Association of American Railroads), *Fleet Composition of Rail Tank Cars Carrying Flammable Liquids: 2023 Report*, [https://www.bts.gov/sites/bts.dot.gov/files/2023-09/BTS\\_Tank\\_Car\\_Report\\_To\\_Congress\\_9\\_13\\_2023.pdf](https://www.bts.gov/sites/bts.dot.gov/files/2023-09/BTS_Tank_Car_Report_To_Congress_9_13_2023.pdf).

Several cars in the East Palestine train were (lawfully) carrying flammable liquids in tank cars built to specifications that are to be phased out, and some of these cars ruptured and spilled their contents. As introduced, the Railway Safety Act of 2023 would accelerate the phaseout date for all non-ethanol, non-crude cars from May 1, 2029, to May 1, 2025. The version approved by the Senate Commerce Committee would accelerate that phaseout process to December 31, 2027, with the possibility of a one-year extension similar to existing law. A similar bill (H.R. 1633) would accelerate the phaseout date by a single year to May 1, 2028 (**Table 3**). The updated deadline would affect some 25,000 tank cars currently in service.

**Table 3. Current and Proposed Tank Car Phaseout Deadlines**

For DOT-111 and CPC-1232 tank cars carrying flammable liquids in Packing Group II/III

Current Law	S.576 (IS)	S.576 (RS)	H.R. 1633
5/1/2029**	5/1/2025	12/31/2027*	5/1/2028

**Source:** Full text for indicated bill(s) on Congress.gov, <https://www.congress.gov/>.

**Notes:** Packing Group II/III refers to a subset of flammable liquids other than crude oil or ethanol. Deadlines for phasing out DOT-111 or CPC-1232 tank cars carrying crude oil, ethanol, or other flammable liquids in Packing Group I have passed or would remain unchanged. If the Secretary finds that a shortage of capacity exists for retrofit or replacement of noncompliant tank cars, an extension may be granted for one (\*) or two (\*\*) years.

## Train Braking

Trains generally use compressed air to lift brakes away from train wheels while a train is in motion. When pressure in the main compressed air hose drops (whether commanded by the train driver or in a derailment), the brakes will engage. On a long train, this loss of air pressure can take several seconds to reach cars at the far end(s). This is one reason why, as noted in **Table 2** under “Other Requirements,” HHFTs are required to be equipped with a device capable of engaging the brakes from the rear of the train as well as the front. A provision of S. 1044 would require FRA to update its regulations to require more frequent communication between locomotives and end-of-train devices. A provision of S. 576, as reported, would instead direct the

Railroad Safety Advisory Committee (RSAC) to review those regulations and submit recommendations if it were found that requiring more frequent communication would improve safety during braking.

Another technology, electronically controlled pneumatic (ECP) braking, uses electrical signals instead of air pressure to engage brakes simultaneously, potentially reducing the distance needed to fully stop a moving train and reducing the “in-train” forces caused by some cars braking before others. Longer trains may be more susceptible to dangerous in-train forces due to being heavy and in situations when one part of the train might be moving uphill and decelerating while another part of the same train might be moving downhill and accelerating.

Opposition to ECP brakes in freight rail service generally stems from costs associated with implementation, especially the transition from compressed air brakes to ECP brakes. For *any* car equipped with ECP brakes to function properly, *all* locomotives and cars on the train must also be equipped with ECP brakes. Because railroads regularly interchange railcars between and among themselves and railcars can have relatively long service lives, all railcars would either need to be retrofitted to work with ECP brakes *or* traditional compressed air brakes to function properly. Once the entire railcar fleet is ECP-equipped, traditional air brakes can be phased out without affecting the ability to interchange cars.

In their 2015 crude-by-rail safety rulemaking, PHMSA and FRA initially required all HHFUTs to be equipped with ECP brakes. HHFUTs generally shuttle loads between one point of origin and one destination without transferring cars to other trains, which could make ECP implementation more straightforward. However, later in 2015, a provision in Section 7311 of the FAST Act (P.L. 114-94) required DOT to conduct additional testing and analysis of the costs and benefits of the ECP brake rule. When the rule’s costs were found to exceed its benefits, the ECP requirement was removed in 2018 in fulfillment of the FAST Act provision.<sup>9</sup>

## Emergency Response Training

State or local emergency services are usually the first to respond to a hazmat release.<sup>10</sup> Local first responders may not know exactly what hazmat release to prepare for until it occurs, as railroads generally do not share specific information about the contents and schedules of individual freight trains with the communities along their routes. PHMSA has several emergency response planning and training grant programs authorized under 49 U.S.C. §5116. One such program, the Alert Grant Program authorized under Section 5116(j), is specifically worded to support the creation of training materials for responding to railroad chemical and oil spills. These grants are generally issued from a fund that holds fees and fines collected by PHMSA; several bills introduced in the 118<sup>th</sup> Congress would add or increase those fees to make more such grant funding available.

Section 7302 of the FAST Act originally directed FRA to issue regulations requiring Class I railroads transporting hazmat to generate accurate, real-time information about the train’s contents for distribution to first responders in case of an emergency within a year of enactment (i.e., December 2016).<sup>11</sup> Section 26003 of the Infrastructure Investment and Jobs Act of 2021

---

<sup>9</sup> PHMSA, DOT, “Hazardous Materials: Removal of Electronically Controlled Pneumatic Brake System Requirements for High Hazard Flammable Unit Trains,” 83 *Federal Register* 48393, September 25, 2018, <https://www.federalregister.gov/documents/2018/09/25/2018-20647/hazardous-materials-removal-of-electronically-controlled-pneumatic-brake-system-requirements-for>.

<sup>10</sup> For the federal role in responding to oil and chemical spills, see CRS Report R43251, *Oil and Chemical Spills: Federal Emergency Response Framework*, by David M. Bearden and Jonathan L. Ramseur.

<sup>11</sup> The largest freight rail carriers, as measured by operating revenue, are termed “Class I” railroads. These railroads (continued...)

(IIJA; P.L. 117-58) later extended this deadline to December 5, 2022, and PHMSA published a notice of proposed rulemaking in June 2023.<sup>12</sup> Since 2014, the Association of American Railroads (AAR), the International Association of Fire Chiefs, the Operation Respond Institute, and others have voluntarily maintained an app-based system, AskRail, which satisfies some—but not all—of the real-time information requirements in the FAST Act.

## Prevention of Train Derailments

Derailments account for roughly two-thirds of rail safety incidents (not including grade crossing incidents). In raw terms and on a per-train-mile basis, most derailments tend to occur on yard, siding, or industry tracks, as opposed to occurrences on main line tracks like in the East Palestine derailment. (See **Table 4**, below.)

**Table 4. Number of Derailments and Other Rail Safety Incidents, Excluding Grade Crossing Incidents, 2013-2022**

	2013	2014	2015	2016	2017	2018	2019	2020	2021	2022
Derailments	1,311	1,322	1,351	1,213	1,273	1,376	1,340	1,115	1,093	1,174
<i>On main line tracks</i>	399	361	325	275	336	320	342	312	295	284
<i>On yard, siding, or industrial tracks</i>	919	970	1,032	946	945	1,063	1,003	806	808	892
Other Incidents	541	563	577	511	514	621	656	556	559	581

**Source:** CRS analysis of DOT, FRA, “Accident Data as reported by Railroads,” form 6180.54, [https://safetydata.fra.dot.gov/OfficeofSafety/publicsite/on\\_the\\_fly\\_download.aspx](https://safetydata.fra.dot.gov/OfficeofSafety/publicsite/on_the_fly_download.aspx).

**Note:** On- and off-mainline derailments may add to more than total derailments due to cases where multiple reports were filed for the same incident.

The rate of train derailments, measured in derailments per 100 million train-miles, decreased by roughly 30%-40% between 2004 and 2010 and has remained relatively steady since then (**Figure 3**). This is far below the historical high, as the derailment rate in 1980 was over four times higher than in 2022.<sup>13</sup> The rate of derailments per train-mile has tended to increase or decrease in close proportion to the change in the overall number of derailments. However, those two figures began diverging around 2020, when both the number of train-miles and derailments fell (likely due to changes in traffic volume during the Coronavirus Disease 2019 [COVID-19] pandemic), and the derailment rate per train-mile did not.

---

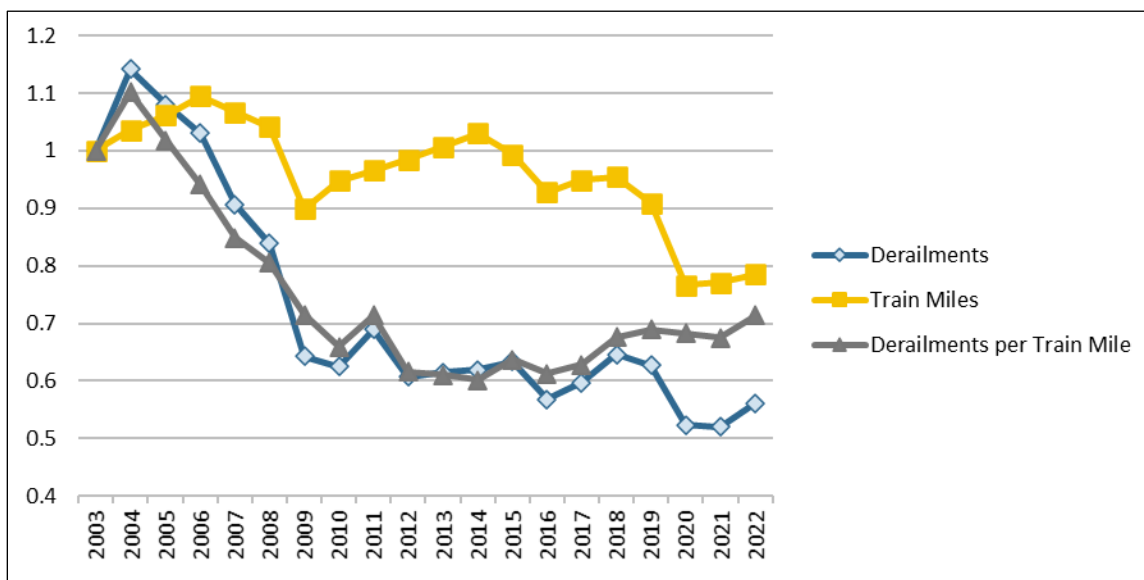
own roughly two-thirds of the country’s railroad tracks and account for over 90% of industry revenue. As of the publication of this report, six Class I railroads serve the United States: Union Pacific, BNSF Railway, Norfolk Southern, CSX Transportation, Canadian National, and Canadian Pacific Kansas City. Since 2021, a Class I railroad has been defined as one with operating revenues exceeding \$900 million in 2019 dollars. See Surface Transportation Board, “Surface Transportation Board Adopts Final Rule Amending Thresholds for Classifying Rail Carriers,” press release, April 5, 2021, <https://www.stb.gov/news-communications/latest-news/pr-21-16/>.

<sup>12</sup> PHMSA, DOT, “Hazardous Materials: FAST Act Requirements for Real-Time Train Consist Information,” 88 *Federal Register* 41541, June 27, 2023, <https://www.federalregister.gov/documents/2023/06/27/2023-13467/hazardous-materials-fast-act-requirements-for-real-time-train-consist-information>.

<sup>13</sup> CRS analysis of DOT, BTS, Table 2-41: Train Fatalities, Injuries, and Accidents by Type of Accident, [https://www.bts.gov/archive/publications/national\\_transportation\\_statistics/table\\_02\\_41](https://www.bts.gov/archive/publications/national_transportation_statistics/table_02_41); and DOT, BTS, Table 2-43: Railroad System Safety and Property Damage Data (Excludes highway-rail grade-crossing accidents), [https://www.bts.gov/archive/publications/national\\_transportation\\_statistics/table\\_02\\_43](https://www.bts.gov/archive/publications/national_transportation_statistics/table_02_43).

**Figure 3. Change in Derailments, Train-Miles, and Derailment Rate per Train-Mile, CY2003-CY2022 (Index)**

I = 2003 value

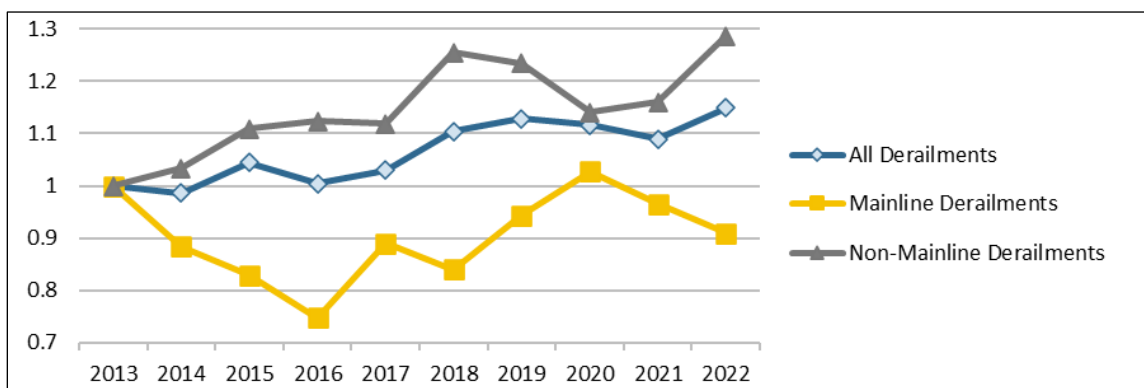


**Source:** CRS analysis of DOT, FRA, Office of Safety Analysis, “Ten Year Accident/Incident Overview,” <https://safetydata.fra.dot.gov/OfficeofSafety/publicsite/Query/TenYearAccidentIncidentOverview.aspx>.

An increase in the overall derailment rate since 2014 appears to be driven largely by derailments on yard, siding, or industrial tracks, as the rate of all derailments on mainline tracks—such as the East Palestine derailment—has remained close to or below 2013 levels (Figure 4).

**Figure 4. Change in Derailment Rate per Train-Mile by Track Type, CY2013-CY2022 (Index)**

I = 2013 value



**Source:** CRS analysis of DOT, FRA, Office of Safety Analysis, “Accident Data as reported by Railroads,” form 6180.54, [https://safetydata.fra.dot.gov/OfficeofSafety/publicsite/on\\_the\\_fly\\_download.aspx](https://safetydata.fra.dot.gov/OfficeofSafety/publicsite/on_the_fly_download.aspx); and DOT, FRA, Office of Safety Analysis, “Ten Year Accident/Incident Overview,” <https://safetydata.fra.dot.gov/OfficeofSafety/publicsite/Query/TenYearAccidentIncidentOverview.aspx>.

**Note:** Mainline and non-mainline derailment rates calculated using mainline and non-mainline train-miles, respectively.

As discussed below, several legislative proposals have come before Congress with the aim of reducing the risk of derailments. Some of these proposals aim to prevent derailments from

occurring, such as by requiring trackside detectors that can identify damaged equipment before it fails or additional inspections before a train can clear a yard. These requirements would primarily affect derailments on mainline track, which is not where most derailments occur. Other proposals, such as increased civil penalties for safety violations, are intended to affect all aspects of train operations.

## Wayside Defect Detectors

Axle failure is a relatively common cause of derailments. According to the National Transportation Safety Board’s preliminary findings, a wheel bearing on one of the East Palestine train’s freight cars was overheating, which may have led to the failure of one of the car’s axles.<sup>14</sup> One analysis of Class I freight derailments on mainline track from 2006 to 2015 indicated that defects in railcar wheels or axles were the second-leading cause of derailments, after track defects.<sup>15</sup>

Railroads use sensors alongside the tracks called wayside bearing failure detectors, or “hot box” detectors, to identify overheating bearings and address them before axle failure and resulting derailments occur. If a detector locates an overheating bearing, it transmits a message to the locomotive engineer, who can then slow the train to a safer speed or stop it to conduct a visual inspection. Other sensors can detect cracked wheels or dragging equipment or can identify defective bearings acoustically instead of by temperature. Federal regulations do not currently require the use of wayside defect detectors or specify temperature thresholds for inspection or removal of cars with overheating bearings. However, FRA has published guidance concerning their placement and use.<sup>16</sup> AAR publishes its own industry standards, one of which—AAR Circular OT-55—calls for wayside detectors along tracks used by trains deemed particularly hazardous (so-called “key trains”) or along tracks that carry large quantities of hazmat on an annual basis (“key routes”).

Several bills introduced in the 118<sup>th</sup> Congress would require certain lines to be equipped with defect detectors at prescribed intervals (**Table 5**). However, the number of defect detectors is not the only factor in preventing derailments due to axle failure. Before reaching East Palestine, the train that derailed passed several detectors measuring an increase in the bearing’s temperature above normal levels but not above thresholds set by Norfolk Southern that would have required stopping the train for inspection. A detector in East Palestine itself showed the bearing had risen above a “critical” temperature threshold, requiring the car to be removed from the train; by then it was too late to stop the train before it derailed.<sup>17</sup>

**Table 5. Current and Proposed Hot Bearing Detector Requirements**

Bill	Bearing Detector Frequency
AAR Circular OT-55	Every 40 miles on “Key Routes”*

<sup>14</sup> National Transportation Safety Board (NTSB), *Norfolk Southern Railway Train Derailment with Subsequent Hazardous Material Release and Fires*, preliminary report RRD23MR005, February 23, 2023, <https://www.nts.gov/investigations/Documents/RRD23MR005%20East%20Palestine%20OH%20Prelim.pdf> (hereinafter NTSB preliminary report, February 2023).

<sup>15</sup> Brandon Z. Wang, Christopher P.L. Barkan, and M. Rapik Saat, “Quantitative Analysis of Changes in Freight Train Derailment Causes and Rates,” *Journal of Transportation Engineering*, Part A: Systems, vol. 146, no. 11 (November 2020). The study indicates that mainline freight derailments for U.S. Class I railroads declined 49% from 2006 to 2015.

<sup>16</sup> DOT, FRA, *An Implementation Guide for Wayside Detector Systems*, May 2019, [https://railroads.dot.gov/sites/fra.dot.gov/files/fra\\_net/18667/Wayside%20Detector%20Implementation%20Guide.pdf](https://railroads.dot.gov/sites/fra.dot.gov/files/fra_net/18667/Wayside%20Detector%20Implementation%20Guide.pdf).

<sup>17</sup> NTSB preliminary report, February 2023.

Bill	Bearing Detector Frequency
S. 576 (IS)/H.R. 1674	Every 10 miles on routes used by trains carrying hazardous materials (hazmat)
S. 576 (RS)	Every 20 miles on main lines** equipped with acoustic bearing detectors or similar technology; Every 15 miles on main lines** not equipped with acoustic bearing detectors or similar technology; and At least 10 miles before entering any urbanized area with a population of at least 75,000 <b>OR</b> An alternative detection plan approved by the Secretary, subject to review at least triennially
H.R. 1633	Every 10 miles on routes used by trains carrying hazmat Placards on hazmat cars must withstand temperatures of 180 degrees.***
H.R. 5871	No minimum interval stipulated, but the Secretary is directed to include frequency of detector placement in new regulations.

**Source:** Full text for indicated bill(s) on Congress.gov, <https://www.congress.gov/>.

**Notes:** IS = introduced in Senate; RS = reported to Senate; AAR = Association of American Railroads.

S. 576 (RS) would authorize the appropriation of “such amounts as may be necessary” to be distributed by formula to eligible commuter rail authorities in proportion to the number of detectors required for compliance but would make no funding directly available to freight railroads.

\* AAR Circular OT-55 defines “Key Routes” as any track with a combination of 10,000 carloads or intermodal portable tank loads of hazmat, or a combination of 4,000 car loadings of PIH or TIH (Hazard zone A, B, C, or D), anhydrous ammonia, flammable gas, Class 1.1 or 1.2 explosives, environmentally sensitive chemicals, Spent Nuclear Fuel (SNF), and High-Level Radioactive Waste (HLRW) over a period of one year.

\*\* S. 576 (RS) defines “main line” as any segment or route of railroad tracks with over 5 million annual gross tons of railroad traffic and a maximum allowable speed greater than 25 miles per hour (FRA Class 3 track or higher) and any intercity or commuter passenger rail line over which high-hazard trains (HHTs) operate.

\*\*\* This provision is grouped with defect detector requirements in the bill text but is more closely related to tank car safety standards.

## Railcar Inspections and Inspector Qualifications

The danger of a defective bearing can be mitigated if the defect is found before a train departs from its yard or terminal. FRA regulations require that “[a]t each location where a freight car is placed in a train, the freight car shall be inspected before the train departs. This inspection may be made before or after the car is placed in the train.”<sup>18</sup> These inspections are conducted by railroad employees who have satisfied the qualification requirements established by the railroads pursuant to federal standards and guidelines.<sup>19</sup> Some rail labor organizations have argued that reductions in the railroad workforce, combined with aggressive performance targets, have resulted in unrealistic workloads for certain personnel. This could in turn incentivize rushed inspections, fewer removals of potentially defective cars so as not to delay a departing train, or both.

Multiple rail safety bills in the 118<sup>th</sup> Congress—S. 576 (IS)/H.R. 1674 and H.R. 1633—would establish a minimum time requirement for each inspection of an individual railcar or locomotive and would require additional inspections for equipment in trains carrying hazmat. S. 576, as reported to the Senate, includes a less stringent measure; it would ban railroads from establishing maximum car inspection times (as opposed to establishing a minimum; a similar provision

<sup>18</sup> 49 C.F.R. §215.13(a).

<sup>19</sup> These standards and guidelines are codified in 49 C.F.R. Part 243, *Training, Qualification, and Oversight for Safety-Related Railroad Employees*.



appears in H.R. 5871) and commissioning several studies of worker protections and workforce management among safety employees. It would also require drug testing of qualified railcar and locomotive inspectors.

Railroad employees carry out most routine safety inspections required by law or regulation. FRA also employs inspectors, who may verify that those inspections have been conducted and documented correctly and may conduct their own inspections. H.R. 5871 contains provisions related to FRA inspector hiring, which would address the need to attract and retain qualified inspectors while adding inspector positions. Provisions in the bill would set minimum staffing requirements for different inspection specialties, authorize additional funding to hire new inspectors to meet those minimums, and allow the promotion of inspectors to higher pay scales to make compensation more competitive. FRA employed roughly 350 inspectors in FY2023, down from 390 in FY2018-FY2020.<sup>20</sup>

## Civil Penalties

FRA has the authority to assess civil penalties for rail safety violations, as well as for violations of PHMSA hazmat safety regulations occurring on the rail system. FRA collects between \$10 million and \$20 million in penalties annually, roughly one quarter of which comes from hazmat violations. These penalties are primarily intended to serve as a deterrent rather than a revenue source.<sup>21</sup> The maximum civil penalty amounts for rail safety violations were last amended by the Rail Safety Improvement Act of 2008 (P.L. 110-432, Div. A); hazmat safety penalty amounts were last amended by the Moving Ahead for Progress in the 21<sup>st</sup> Century Act of 2012 (MAP-21; P.L. 112-141). Several bills in the 118<sup>th</sup> Congress propose to raise the maximum amount of a civil penalty FRA may assess, with some bills proposing a sliding cap based on the annual income of the penalized party. As reported to the Senate, S. 576 no longer proposes a sliding cap but does propose a lower maximum for “small business concerns,” which may encompass some shippers and short-line railroads.

For a comparison of proposed increases to maximum civil penalties, see **Table 6**, below.

**Table 6. Current and Proposed Civil Penalties**

49 U.S.C. Section (Current)	Description	Maximum Penalties (Current Law)		Maximum Penalties (Proposed)	
		Statutory	Adjusted (FY2023)	S. 576 (IS)/ H.R. 1674/ H.R. 1633	S. 576 (RS)*
§5123(a)(1)	Knowing violations of hazardous materials regulations	\$75,000	\$96,624	The greater of 0.5% of annual (operating) income, or \$750,000	No change to current law

<sup>20</sup> For budget estimates for FY2018-FY2024, see DOT, “Budget, Performance, and Finance,” <https://www.transportation.gov/budget>.

<sup>21</sup> FRA publishes agency guidelines, which are not considered regulations, recommending penalty amounts that may fall somewhere between the statutory minimum and maximum for various violations. As noted in a March 2023 *Federal Register* notice, “To promote railroad safety by enhancing and maintaining the deterrent effect of the civil penalty program, FRA is doubling its guideline penalties to account for inflation.” See FRA, “Notice of Updated Civil Penalty Schedules and Guidelines,” 88 *Federal Register* 15116, March 10, 2023, <https://www.federalregister.gov/documents/2023/03/10/2023-04957/notice-of-updated-civil-penalty-schedules-and-guidelines>.

49 U.S.C. Section (Current)	Description	Maximum Penalties (Current Law)		Maximum Penalties (Proposed)	
		Statutory	Adjusted (FY2023)	S. 576 (IS)/ H.R. 1674/ H.R. 1633	S. 576 (RS)*
§5123(a)(2)	Knowing violations of hazardous materials regulations resulting in death, serious illness, or severe injury to any person or substantial destruction of property	\$175,000	\$225,455	The greater of 1% of annual (operating) income, or \$1,750,000	No change to current law
§21301(a)(2)	Violations of railroad safety regulations issued under Title 49, Chapter 201 the <i>Code of Federal Regulations</i> (49 C.F.R.)	\$25,000	\$34,401	The greater of 0.5% of annual (operating) income, or \$250,000	\$1,000,000, or \$200,000 if committed by a small business concern. May be doubled if the violation follows a pattern of repeated violations or otherwise reflects a deliberate indifference or conscious disregard to conduct. Applies to regulations issued under Chapters 201-211 of 49 C.F.R.
§21301(a)(2)	Grossly negligent violations or a pattern of repeated violations of general railroad safety regulations that have caused, or caused an imminent hazard of, death or injury to individuals	\$100,000	\$137,603	The greater of 1% of (annual) income or \$1,000,000	\$5,000,000, or \$500,000 if committed by a small business concern. May be doubled if the violation follows a pattern of repeated violations or otherwise reflects a deliberate indifference or conscious disregard to conduct. Applies to regulations issued under Chapters 201-211 of 49 C.F.R.
§21302(a)(2)	Violations of railroad safety regulations dealing with safety appliances, signal systems, locomotives, or accident/incident reporting (issued under Chapters 203-209 of 49 C.F.R.)	\$25,000	\$34,401	The greater of 0.5% of annual (operating) income, or \$250,000	Repealed



49 U.S.C. Section (Current)	Description	Maximum Penalties (Current Law)		Maximum Penalties (Proposed)	
		Statutory	Adjusted (FY2023)	S. 576 (IS)/ H.R. 1674/ H.R. 1633	S. 576 (RS)*
§21302(a)(2)	Grossly negligent violations or a pattern of repeated violations of railroad safety regulations dealing with safety appliances, signal systems, locomotives, or accident/incident reporting that have caused, or caused an imminent hazard of, death or injury to individuals	\$100,000	\$137,603	The greater of 1% of (annual) income or \$1,000,000	Repealed
§21303(a)(2)	Violations of railroad safety regulations dealing with worker hours of service (issued under Chapter 211 of 49 C.F.R.)	\$25,000	\$34,401	The greater of 0.5% of annual (operating) income, or \$250,000	Repealed
§21303(a)(2)	Grossly negligent violations or a pattern of repeated violations of railroad safety regulations dealing with worker hours of service that have caused, or caused an imminent hazard of, death or injury to individuals	\$100,000	\$137,603	The greater of 1% of (annual) income or \$1,000,000	Repealed

**Sources:** S. 576, H.R. 1674, and H.R. 1633 bill text as introduced, available at [Congress.gov](https://www.congress.gov), <https://www.congress.gov>; S. 576 as reported in the Senate; Title 49 of the *U.S. Code*; and DOT, “Revisions to Civil Penalty Amounts,” 88 *Federal Register* 1114, January 6, 2023,.

**Notes:** IS = as introduced in the Senate; RS = as reported in the Senate.

The Federal Civil Penalties Inflation Adjustment Act of 1990 (FCPIAA; P.L. 101-410, as amended by the Federal Civil Penalties Inflation Adjustment Act Improvements Act of 2015 [2015 Act; P.L. 114-74, 129 Stat. 599, codified at 28 U.S.C. 2461 note]) requires federal agencies to adjust minimum and maximum civil penalty amounts to preserve their deterrent impact. The 2015 Act amended the formula and frequency of the adjustments. Legislative and statutory text have been paraphrased for length and clarity.

## Train Length

Train length has been a topic of recent studies by the Government Accountability Office (GAO) and FRA. Although FRA does not collect data on the lengths of all operating trains, certain data indicate that the number of long trains operating on the rail system is increasing. According to the Bureau of Transportation Statistics, the average length of a Class I railroad train (as calculated by dividing railcar-miles by train-miles, yielding railcars per train) increased by 7% over 2014-2020. FRA safety data also reflect a growing proportion of derailments that involve trains hauling 125 or more cars (**Table 7**), though it is unclear whether these trains are derailing any more or less frequently than the system as a whole on a per-train-mile basis.

**Table 7. Indicators of Increased Train Lengths, 2014-2022**

	2014	2015	2016	2017	2018	2019	2020	2021	2022
Avg. train length (cars)	71.8	72.5	71.9	73.2	73.5	74.8	77.1	n/a	n/a
% of derailments involving 125+ car trains	6%	7%	9%	10%	9%	12%	13%	16%	16%
% of derailments involving 150+ car trains	1%	2%	2%	3%	4%	5%	6%	8%	7%

**Source:** Compiled by CRS using data from DOT, BTS, “Rail Profile,” *National Transportation Statistics*, <https://www.bts.gov/content/rail-profile>; and DOT, FRA, Office of Safety Analysis, “Accident Data as reported by Railroads,” form 6180.54, [https://safetydata.fra.dot.gov/OfficeofSafety/publicsite/on\\_the\\_fly\\_download.aspx](https://safetydata.fra.dot.gov/OfficeofSafety/publicsite/on_the_fly_download.aspx).

**Notes:** n/a = railcar-miles for 2021 and 2022 not yet published by BTS.

Section 22422 of IIJA (P.L. 117-58) directed the Secretary of Transportation to conduct a study on the operation of freight trains longer than 7,500 feet, roughly equivalent to 125 cars (there is some variation in freight car lengths, but most are around 60 feet long). A provision of S. 576 (RS) would require the Secretary to submit an additional report to Congress within three years of completing the IIJA study explaining whether DOT has failed to address any of that study’s recommendations.

FRA issued a safety advisory on May 2, 2023, finding that railroads and railroad employees “are aware of the potential complexities associated with operating longer trains and to recommend that they take appropriate measures to address those complexities to ensure the safe operation of such trains.” On July 21, 2023, FRA followed up its previous advisory by proposing additional data collection from Class I railroads on train length.

Longer trains also have been alleged to cause more and/or longer blockages of road-rail grade crossings. The issue of blocked crossings is itself the subject of various policy proposals, discussed in the next section.

## Other Issues and Legislative Proposals

Although hazmat safety and derailment prevention were immediately germane to the East Palestine crash—which drew media, public, and lawmakers’ attention—other, more long-standing rail safety issues have risen in prominence as a result of additional attention being paid to the industry. Many of these issues have little to no bearing on the East Palestine crash but have been incorporated into bills that amend hazmat-by-rail policy.

### Blocked Crossings

Many state, local, and federal officials have received complaints about slow-moving or stopped trains blocking road traffic through a highway-rail crossing (also called a grade crossing). In small towns and rural areas, a single crossing may be the only road connection from one side of the tracks to the other for miles, if another one exists at all. This may incentivize drivers to attempt to beat approaching trains, or pedestrians to cross over or through a stopped train, at great personal risk. To assess the scale of the issue, FRA launched a website to collect blocked crossing information from the public on a voluntary basis in 2019. IIJA directs FRA to establish a blocked crossing portal to collect and analyze blocked crossing data for a period of three years. An earlier proposal for IIJA passed by the House (H.R. 3684) contained measures, first introduced in the Don’t Block Our Communities Act (D-BLOC, H.R. 3698), that would create permanent data collection requirements for railroads and DOT, but these measures were not present in the Senate

amendment that ultimately became law. The D-BLOC Act was first introduced in the 116<sup>th</sup> Congress and reintroduced in the 117<sup>th</sup> and 118<sup>th</sup> Congresses.

No federal laws or regulations specifically ban or penalize trains that block highway-rail crossings. Some state or local ordinances establish a time limit for trains that occupy crossings, ranging from as little as five minutes to as much as 20 minutes. State and federal courts have generally found that these laws are preempted by one or more federal laws, rendering them unenforceable. The Federal Railway Safety Act of 1970, as amended, grants states the ability to enact their own rail safety laws only if neither DOT nor the Department of Homeland Security has issued regulations “covering the subject matter of” the state law. Grade crossing safety can be considered “covered by” existing regulations, such as those in 49 C.F.R. Parts 222 and 234, even if no federal time limit rule exists. The Interstate Commerce Commission Termination Act of 1995 further restricts states from enacting laws that regulate rail transportation. Railroad companies have successfully argued in court that laws setting time limits at crossings are functionally the same as regulating railroad business practices, such as train length and speed or infrastructure construction, which states are not permitted to do. In a November 2023 brief in one such case, the U.S. Solicitor General recommended against the Supreme Court hearing the case, arguing that a lower court had correctly held that Ohio’s blocked crossing laws were preempted by federal ones.<sup>22</sup> The Supreme Court in January 2024 denied Ohio’s petition to review the case.<sup>23</sup>

The D-BLOC bill would create a nationwide 10-minute time limit for blocked crossings (with exceptions), subject to civil penalties, and would require the creation of a central database for blocked crossing incident reports. It would also direct rail carriers to publicly disclose a phone number to which blocked crossings may be reported; a similar provision was included in S. 576 (RS). The data collection and reporting requirements proposed by D-BLOC could allow a more objective assessment of where blocked crossings are most frequent and disruptive. Individual railroads have been subject to similar reporting requirements in the past. For example, when a Canadian-owned Class I railroad acquired a smaller carrier in the Chicago area, one of the conditions imposed on the transaction by the Surface Transportation Board was that the railroad would be required to report monthly on crossings blocked for longer than 10 minutes.<sup>24</sup>

## Crew Size

Technological advances and cost-cutting pressures in railroading have led to smaller crews on freight trains, to the point where it is not uncommon for a single train to have a crew of two (one engineer and one conductor) aboard. Railroads have explored the use of one-person train crews to further reduce costs, while unions and some lawmakers have sought to establish a two-person crew minimum on safety grounds. FRA proposed a crew size rule in 2016 after several crashes but withdrew it in 2019, stating that available data “d[o] not establish that one-person operations

---

<sup>22</sup> State of Ohio, petitioner, v. CSX Transportation, Inc., Brief for the United States as Amicus Curiae, November 21, 2023, [https://www.supremecourt.gov/DocketPDF/22/22-459/290315/20231121140521279\\_22-459%20Ohio%20v.%20CSX.pdf](https://www.supremecourt.gov/DocketPDF/22/22-459/290315/20231121140521279_22-459%20Ohio%20v.%20CSX.pdf).

<sup>23</sup> U.S. Supreme Court, Case No. 22-459, Proceedings and Orders, at <https://www.supremecourt.gov/docket/docketfiles/html/public/22-459.html>.

<sup>24</sup> In 2010, the railroad was found to have knowingly failed to comply with this requirement and was fined \$250,000. See Surface Transportation Board (STB) decision, Canadian National Railway Company and Grand Trunk Corporation—Control—EJ&E West Company, Decision No. 26, December 17, 2010. STB notes that auditors discovered that many crossings are equipped with “Remote Terminal Units” (RTUs) capable of automatically notifying a railroad dispatcher when crossing gates are engaged for longer than 10 minutes (p. 5).

are less safe than multi-person train crews.”<sup>25</sup> FRA subsequently proposed a new crew size rule in July 2022 after its earlier withdrawal was vacated by a federal court.<sup>26</sup>

Several bills introduced in the 118<sup>th</sup> Congress would codify a two-person minimum crew in statute, with limited exceptions for some short-distance operations such as switching and branch line service. HHTs, as proposed to be defined by S. 576 (RS), and trains longer than 7,500 feet would be ineligible for any such exceptions. This would not affect most long-haul trains currently operating but could constrain railroads in their plans to redeploy staff to reduce costs. For example, Class I railroad Union Pacific had proposed in 2022 to replace an onboard conductor with an off-train “expediter” role, a move opposed by a union representing conductors. An agreement was eventually reached that would preserve all conductor positions through the next round of collective bargaining negotiations (beginning in 2025) and allow Union Pacific to establish expediter positions in certain areas on a trial basis.<sup>27</sup>

## Confidential Close Call Reporting System

FRA and the National Aeronautics and Space Administration cosponsor a voluntary program for anonymously reporting close calls or safety lapses, modeled after a preexisting system in the aviation industry. Although Class I railroads have generally chosen not to participate, all Class I railroads signaled their intention to join the program following the East Palestine derailment.<sup>28</sup> The Class I railroads received some necessary approvals from FRA, but their full participation in the program stalled over a dispute about how many violations an employee may report while remaining free from discipline.<sup>29</sup> The first Class I railroad to join the program, Norfolk Southern, did so in January 2024.<sup>30</sup>

Several bills have been introduced in recent years that would require carriers to establish confidential close call reporting systems (C3RSs) according to a single set of federal standards. In the 118<sup>th</sup> Congress, a provision of S. 1044 would require all Class I railroads that were assessed a civil penalty for rail or hazmat safety violations within the past 15 years (i.e., all of them) to join the program. A provision of H.R. 5871 would require all Class I railroads, as well as all intercity or commuter passenger railroads and any railroads found by the Secretary of Transportation to have “inadequate safety performance,” to establish their own C3RSs that comply with a set of federal standards within two years.

---

<sup>25</sup> FRA, DOT, “Train Crew Staffing,” 84 *Federal Register* 24735, May 29, 2019, <https://www.federalregister.gov/documents/2019/05/29/2019-11088/train-crew-staffing>.

<sup>26</sup> FRA, DOT, “Train Crew Size Safety Requirements,” 87 *Federal Register* 45564, July 28, 2022, <https://www.federalregister.gov/documents/2022/07/28/2022-15540/train-crew-size-safety-requirements>.

<sup>27</sup> Bill Stephens, “Union Pacific to Begin Industry-First Pilot Program Comparing Conductors to Ground-Based Positions,” *Trains*, July 18, 2023, <https://www.trains.com/trn/news-reviews/news-wire/union-pacific-to-begin-industry-first-pilot-program-comparing-conductors-to-ground-based-positions/>.

<sup>28</sup> Letter from Ian N. Jefferies, President & CEO, American Association of Railroads, to Secretary of Transportation Pete Buttigieg, March 2, 2023, [https://www.aar.org/wp-content/uploads/2023/03/Response-Letter-on-C3RS-FINAL\\_.pdf](https://www.aar.org/wp-content/uploads/2023/03/Response-Letter-on-C3RS-FINAL_.pdf).

<sup>29</sup> Letter from Ian N. Jefferies, President & CEO, American Association of Railroads, to Secretary of Transportation Pete Buttigieg and FRA Administrator Amit Bose, August 24, 2023, <https://www.aar.org/wp-content/uploads/2023/08/AAR-CEO-C3RS-DOT-Letter-82423.pdf>.

<sup>30</sup> DOT, “USDOT and FRA Continue Pressing on Rail Safety, Finalizes Norfolk Southern Railway Participation into Confidential Close Call Reporting System,” press release, January 29, 2024, <https://www.transportation.gov/briefing-room/usdot-and-fra-continue-pressing-rail-safety-finalizes-norfolk-southern-railway>.

## **Author Information**

Ben Goldman  
Analyst in Transportation Policy

---

## **Disclaimer**

This document was prepared by the Congressional Research Service (CRS). CRS serves as nonpartisan shared staff to congressional committees and Members of Congress. It operates solely at the behest of and under the direction of Congress. Information in a CRS Report should not be relied upon for purposes other than public understanding of information that has been provided by CRS to Members of Congress in connection with CRS's institutional role. CRS Reports, as a work of the United States Government, are not subject to copyright protection in the United States. Any CRS Report may be reproduced and distributed in its entirety without permission from CRS. However, as a CRS Report may include copyrighted images or material from a third party, you may need to obtain the permission of the copyright holder if you wish to copy or otherwise use copyrighted material.