

Department of Health and Human Services: FY2023 Budget Request

May 31, 2022

Congressional Research Service

<https://crsreports.congress.gov>

R47122



R47122

May 31, 2022

Jessica Tollestrup
Specialist in Social Policy

Karen E. Lynch
Specialist in Social Policy

Ada S. Cornell
Senior Research Librarian

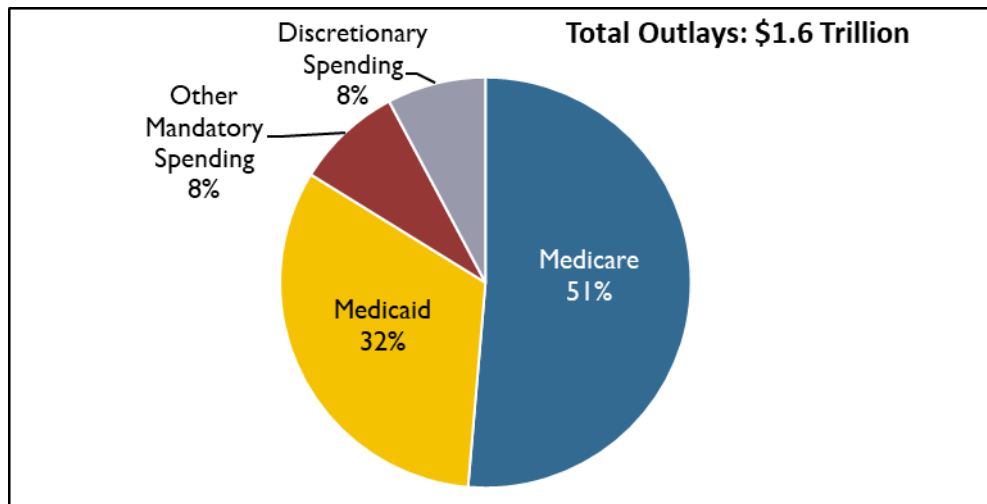
Department of Health and Human Services: FY2023 Budget Request

This report provides information about the FY2023 budget request for the U.S. Department of Health and Human Services (HHS). Historically, HHS has been one of the larger federal departments in terms of budgetary resources. Estimates by the Office of Management and Budget (OMB) indicate that HHS has accounted for at least 20% of all federal outlays in each year since FY1995. Most recently, HHS accounted for 22% of all federal outlays in FY2021. (FY2021 funding levels are generally considered final, whereas some FY2022 funding levels remain estimates.)

The FY2023 President's budget request was submitted to Congress on March 28, 2022. Under this request, HHS would spend an estimated \$1.649 trillion in outlays in FY2022. This would be \$23 billion (+1%) more than estimated HHS outlays in FY2022 and \$182 billion (+12%) more than actual HHS outlays in FY2021.

Mandatory spending typically comprises the majority of the HHS budget. Two mandatory spending programs—Medicare and Medicaid—are expected to account for 84% of all estimated HHS outlays in FY2023, according to the President's budget request. Medicare and Medicaid are *entitlement* programs, meaning the federal government is required to make mandatory payments to individuals, states, or other entities based on criteria established in authorizing law.

Proposed FY2023 HHS Outlays by Major Program and Spending Category



Source: Prepared by the Congressional Research Service (CRS) using data on page 17 of the FY2023 HHS Budget in Brief.

Notes: Percentages may not sum due to rounding. For mandatory spending, outlays reflect proposed law spending levels, not the current services baseline.

While mandatory spending is controlled (but not always provided) by authorizing laws, all *discretionary spending* is controlled *and* provided through the annual appropriations process. Discretionary spending accounts for about 8% of HHS outlays in the FY2023 President's budget request. Although discretionary spending represents a relatively small share of the HHS budget, the department nevertheless receives more discretionary money than most federal departments. According to OMB data, HHS accounted for just over 11% of all discretionary budget authority across the government in FY2021.

Contents

About the U.S. Department of Health and Human Services (HHS).....	1
Context for the FY2023 President’s Budget Request.....	2
Overview of the FY2023 HHS Budget Request	2
Budgetary Resources Versus Appropriations	4
Mandatory and Discretionary Spending	4
HHS in the Appropriations Process	4
Proposed Law and Current Law Estimates for Mandatory Programs.....	5
User Fees and Other Types of Collections.....	6
Scorekeeping and Display Conventions	6
Sequestration.....	6
HHS Budget by Operating Division.....	7

Figures

Figure 1. Proposed FY2023 HHS Outlays by Major Program and Spending Category	4
Figure 2. FY2023 President’s Request for HHS by Operating Division.....	8

Tables

Table 1. FY2023 President’s Budget Request for HHS	3
Table 2. HHS Agencies by Appropriations Bill.....	5
Table 3. HHS Budget by Operating and Staff Division.....	9

Appendixes

Appendix. HHS Operating Divisions: Missions and FY2022 Budget Resources	11
-------------------------------------------------------------------------------	----

Contacts

Author Information.....	16
-------------------------	----

About the U.S. Department of Health and Human Services (HHS)

The mission of HHS is to “enhance the health and well-being of all Americans by providing for effective health and human services and by fostering sound, sustained advances in the sciences underlying medicine, public health, and social services.”¹

HHS is currently organized into 11 main agencies, called *operating divisions* (listed below), which are responsible for administering a wide variety of health and human services programs, and conducting related research. In addition, HHS has a number of *staff divisions* within the Office of the Secretary (OS). These staff divisions fulfill a broad array of management, research, oversight, and emergency preparedness functions in support of the entire department.

HHS Operating Divisions

ACF	Administration for Children and Families
ACL	Administration for Community Living
AHRQ	Agency for Healthcare Research and Quality
ATSDR	Agency for Toxic Substances and Disease Registry
CDC	Centers for Disease Control and Prevention
CMS	Centers for Medicare & Medicaid Services
FDA	Food and Drug Administration
HRSA	Health Resources and Services Administration
IHS	Indian Health Service
NIH	National Institutes of Health
SAMHSA	Substance Abuse and Mental Health Services Administration

Eight of the HHS operating divisions are part of the U.S. Public Health Service (PHS). PHS agencies have diverse missions in support of public health, including the provision of health care services and supports (e.g., IHS, HRSA, SAMHSA); the advancement of health care quality and medical research (e.g., AHRQ, NIH); the prevention and control of disease, injury, and environmental health hazards (e.g., CDC, ATSDR); and the regulation of food and drugs (e.g., FDA).²

The three remaining HHS operating divisions—ACF, ACL, and CMS—are not PHS agencies. ACF and ACL largely administer human services programs focused on the well-being of vulnerable children, families, older Americans, and individuals with disabilities. CMS—which accounts for the largest share of the HHS budget by far—is responsible for administering Medicare, Medicaid, and the State Children’s Health Insurance Program (CHIP), in addition to certain programs related to private health insurance.

¹ Introduction to the HHS Strategic Plan FY2022-FY2026, <https://www.hhs.gov/about/strategic-plan/2022-2026/introduction/index.html>.

² For further information, see CRS Report R44916, *Public Health Service Agencies: Overview and Funding (FY2016-FY2018)*.

(For a summary of each operating division’s mission and links to agency resources related to the FY2023 budget request, see the **Appendix**.)

Context for the FY2023 President’s Budget Request

The “Overview” chapter of the HHS Budget in Brief (BIB) is the main source used for the budget numbers in this report.³ Note that because FY2022 has not yet concluded, this report generally refers to FY2022 funding levels as *estimates*, whereas amounts for earlier years are called *actual* or *final*.

The Budget and Accounting Act of 1921 (P.L. 67-13), as amended, requires the President to submit an annual consolidated federal budget to Congress at the beginning of each regular congressional session, not later than the first Monday in February. Many of the proposals in the President’s budget would require changes to laws that govern *mandatory spending* levels or policies, which are typically established on a multiyear or permanent basis. *Discretionary spending*, however, which is roughly one-third of the budget, is decided and controlled each fiscal year through the annual appropriations process. While Congress is ultimately not required to adopt the President’s proposals or recommendations, the submission of the President’s budget typically initiates the congressional budget process and informs Congress of the President’s recommended spending levels for agencies and programs.⁴

The President’s budget request for FY2023 was submitted on March 28, 2022, about seven weeks after it was due. It was preceded by the enactment of FY2022 full-year annual appropriations (P.L. 107-103) on March 15, 2022, more than six months into the fiscal year. The FY2022 funding amounts in the BIB overview tables and the tables at the front of each BIB chapter generally reflect HHS estimates of full-year appropriations amounts. However, the amounts in each of the FY2023 HHS congressional justifications generally are based on annualized estimates of the continuing appropriations that were in effect at the time the budget was being prepared. Thus, these may differ from the amounts in the BIB.

Overview of the FY2023 HHS Budget Request

Under the President’s budget request, HHS would spend an estimated \$1.649 trillion in outlays⁵ in FY2023 (see **Table 1**).⁶ This is \$23 billion (+1%) more than estimated HHS outlays in FY2022 and about \$182 billion (+12%) more than actual HHS outlays in FY2021.

³ Other sources were consulted, including other chapters of the FY2023 HHS Budget in Brief (BIB), various volumes of the FY2023 President’s budget published by OMB, and congressional budget justifications published by HHS operating or staff divisions. However, each of the tables and figures in this report (except **Table 2**) was developed using data from the “Overview” chapter of the FY2023 HHS BIB, available at <https://www.hhs.gov/sites/default/files/fy-2023-budget-in-brief.pdf>.

⁴ For more information, see CRS Report R47019, *The Executive Budget Process: An Overview*.

⁵ *Budget authority* is the amount of funding a federal agency is legally authorized to commit or spend; an *outlay* occurs when funds are actually expended from the Treasury. These terms are discussed in the “HHS Budget by Operating Division” section of this report.

⁶ This does not account for expected reductions to nonexempt mandatory spending due to sequestration. For further information, see OMB, *OMB Report to the Congress on the BBEDCA 251A Sequestration for Fiscal Year 2023*, March 28, 2022, https://www.whitehouse.gov/wp-content/uploads/2022/03/BBEDCA_251A_Sequestration_Report_FY2023.pdf.

Historical estimates by the Office of Management and Budget (OMB) indicate that HHS has accounted for at least 20% of all federal outlays in each year since FY1995.⁷ Most recently, OMB estimated that HHS accounted for nearly 22% of all federal outlays in FY2021, and projects that it would account for nearly 29% of outlays if all proposals in the President's FY2023 budget request were enacted.⁸

Table 1. FY2023 President's Budget Request for HHS

(dollars in billions)

	FY2019 Actual	FY2020 Actual	FY2021 Actual	FY2022 Estimate	FY2023 Request
Budget Authority	1,284	1,722	1,676	1,573	1,765
Outlays	1,214	1,504	1,467	1,626	1,649

Sources: For FY2019 actual, see FY2021 HHS BIB, pp. 15-16, <https://www.hhs.gov/sites/default/files/fy-2021-budget-in-brief.pdf>. For FY2020 actual, see FY2022 HHS BIB, pp. 10-11, <https://www.hhs.gov/sites/default/files/fy-2022-budget-in-brief.pdf>. For FY2022 estimate and FY2023 request, see FY2023 HHS BIB, pp. 13-14, <https://www.hhs.gov/sites/default/files/fy-2023-budget-in-brief.pdf>.

Notes: *Budget authority* is the amount of money a federal agency is legally authorized to commit or spend; an *outlay* occurs when funds are actually expended from the Treasury. Amounts for FY2023 reflect all proposals in the President's budget for both mandatory and discretionary spending programs. In keeping with source materials, amounts in this table reflect mandatory sequestration in FY2019-FY2022, but do not reflect estimated effects of sequestration for FY2023.

Figure 1 displays proposed FY2023 HHS outlays by major program or spending category in the President's request. As this figure shows, mandatory spending typically accounts for the vast majority of the HHS budget.⁹ Two mandatory spending programs—Medicare and Medicaid—are expected to account for 84% of all estimated HHS spending in FY2023. Medicare and Medicaid are *entitlement* programs, meaning the federal government is required to make mandatory payments to individuals, states, or other entities based on criteria established in authorizing law.¹⁰

This figure also shows that discretionary spending accounts for about 8% of estimated FY2023 HHS outlays in the President's request. Although discretionary spending represents a relatively small share of total HHS spending, the department nevertheless receives more discretionary funding than most federal departments. According to OMB data, HHS accounted for 11% of all discretionary budget authority across the government in FY2021.¹¹ The Department of Defense was the only federal agency to account for a larger share of all discretionary budget authority in that year (44%).

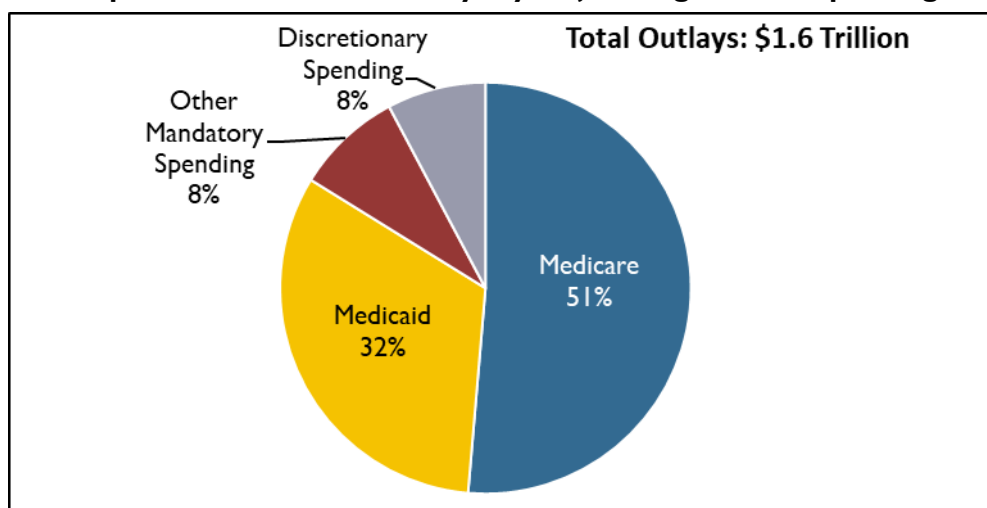
⁷ OMB Historical Tables of the FY2023 President's Budget, Table 4.2, "Percentage Distribution of Outlays by Agency: 1962–2027," <https://www.whitehouse.gov/omb/historical-tables/>.

⁸ Ibid.

⁹ The terms *mandatory spending* and *discretionary spending* are discussed in the "Budgetary Resources Versus Appropriations" section of this report.

¹⁰ For more information on how these entitlement programs are financed, see CRS Report R40425, *Medicare Primer*; and CRS Report R42640, *Medicaid Financing and Expenditures*.

¹¹ OMB Historical Tables of the FY2023 President's Budget, Table 5.5, "Percentage Distribution of Discretionary Budget Authority by Agency: 1976–2027," <https://www.whitehouse.gov/omb/historical-tables/>.

Figure 1. Proposed FY2023 HHS Outlays by Major Program and Spending Category

Source: Prepared by the Congressional Research Service (CRS) based on data presented on page 17 of the FY2023 HHS BIB, <https://www.hhs.gov/sites/default/files/fy-2023-budget-in-brief.pdf>.

Notes: Percentages may not sum due to rounding. For mandatory spending, outlays reflect proposed law spending levels, not the current services baseline.

Budgetary Resources Versus Appropriations

As previously mentioned, the HHS budget reflects funding from a broad set of budgetary resources that includes, but is not limited to, the amounts provided to HHS through the annual appropriations process. As a result, certain amounts shown in FY2023 HHS budget materials (including amounts for prior years) will not match amounts provided to HHS by annual appropriations acts and displayed in accompanying congressional documents. There are several reasons for this, discussed briefly below.

Mandatory and Discretionary Spending

Mandatory spending makes up a large portion of the HHS budget. Whereas all *discretionary spending* is controlled and provided through the annual appropriations process, all *mandatory spending* is controlled by the program's authorizing statute. In most cases, that authorizing statute also provides the funding for the program (e.g., State Children's Health Insurance Program). However, the budget authority for some mandatory programs (including Medicaid), while controlled by criteria in the authorizing statute, must still be provided through the annual appropriations process; such programs are commonly referred to as *appropriated entitlements* or *appropriated mandates*. Certain budget documents may show only discretionary spending, while others may also show some or all types of mandatory spending.

HHS in the Appropriations Process

The HHS budget request accounts for the department as a whole, while the appropriations process divides HHS funding across three different appropriations bills. Most of the department's discretionary appropriations are provided through the Departments of Labor, Health and Human Services, and Education, and Related Agencies (LHHS) Appropriations Act. However, funding for certain HHS agencies and activities is provided in two other bills—the Departments of the Interior, Environment, and Related Agencies Appropriations Act (INT) and the Agriculture, Rural

Development, Food and Drug Administration, and Related Agencies Appropriations Act (AG). **Table 2** lists HHS agencies by appropriations bill. Each of these three appropriations acts provides discretionary HHS funding. In some cases, these acts also provide the necessary funding for appropriated mandates at HHS. However, authorizing laws provide funding for other mandatory spending programs.

Table 2. HHS Agencies by Appropriations Bill

Appropriations Bill	HHS Agencies Funded in the Bill
Agriculture, Rural Development, Food and Drug Administration, and Related Agencies (AG)	<ul style="list-style-type: none"> Food and Drug Administration
Departments of the Interior, Environment, and Related Agencies (INT) ^a	<ul style="list-style-type: none"> Indian Health Service Agency for Toxic Substances and Disease Registry
Departments of Labor, Health and Human Services, and Education, and Related Agencies (LHHS)	<ul style="list-style-type: none"> Health Resources and Services Administration Centers for Disease Control and Prevention National Institutes of Health^a Substance Abuse and Mental Health Services Administration Agency for Healthcare Research and Quality Centers for Medicare & Medicaid Services Administration for Children and Families Administration for Community Living Office of the Secretary

Source: See CRS Report R40858, *Locate an Agency or Program Within Appropriations Bills*.

- a. Funding for NIH comes primarily from the LHHS appropriations bill, with an additional amount for Superfund-related activities provided as part of the INT appropriations bill.

Proposed Law and Current Law Estimates for Mandatory Programs

HHS budget materials may include two different estimates for mandatory spending programs when appropriate: *proposed law* and *current law*. The *proposed law* estimates take into account changes in mandatory spending proposed in the FY2023 HHS budget request. Such proposals would generally need to be enacted into law to affect the budgetary resources ultimately available to the mandatory spending program.¹² HHS materials may also show a *current law* or *current services* estimate for mandatory spending programs. These estimates assume that no changes will be made to existing policies, and instead estimate mandatory spending for programs based on criteria established in current authorizing law. The HHS budget estimates in this report reflect the proposed law estimates for mandatory spending programs; readers should be aware that other HHS, OMB, or congressional estimates might reflect current law instead.

¹² For a list of some HHS legislative proposals for mandatory spending programs in the FY2021 President's budget, see pages 124-128 and 128-129 of Summary Table S-6 in OMB, *Budget of the United States Government, Fiscal Year 2023*, https://www.whitehouse.gov/wp-content/uploads/2022/03/budget_fy2023.pdf. This table lists mandatory proposals (but not discretionary proposals) by federal department and shows the estimated *dollar change* from current law levels should the proposal be enacted. (The table does not show the actual proposed funding level.) For additional information, see the applicable operating division chapters of the HHS Budget in Brief or congressional justifications.

User Fees and Other Types of Collections

In some cases, agencies within HHS have the authority to expend user fees and other types of collections that effectively supplement their appropriations. In addition, agencies may receive transfers of budgetary resources from other sources, such as from the Public Health Service Evaluation Set-Aside (also referred to as the PHS Tap) or one of the mandatory funds established by the Patient Protection and Affordable Care Act (ACA; P.L. 111-148, as amended).¹³ Budgetary totals that account for these sorts of resources in the HHS estimates are often referred to as being at the *program level*. HHS agencies that have historically had notable differences between the amounts in the appropriations bills and their program level include, for instance, FDA (due to user fees) and AHRQ (due to transfers).¹⁴

Scorekeeping and Display Conventions

The Administration may choose to follow different conventions than those of congressional scorekeepers for its estimates of HHS programs. For example, certain transfers of funding between HHS agencies (or from HHS to other federal agencies) that occurred in prior fiscal years, or are expected to occur in the current fiscal year, may be accounted for in the Administration's estimates but not necessarily in the congressional documents.

Sequestration

For FY2023, the Budget Control Act of 2011 (BCA; P.L. 112-25) provides a mechanism (*sequestration*) to reduce mandatory spending in each of fiscal years between FY2013 and FY2031.¹⁵ On March 28, 2022, concurrent with the release of the President's budget submission, President Biden issued the required FY2023 sequestration order, calling for nonexempt mandatory spending to be reduced on October 1, 2022.¹⁶ Using its current law baseline, OMB estimated that the FY2023 sequestration percentages would equal 2% of nonexempt Medicare spending and 5.7% of other nonexempt nondefense mandatory spending, for a total government-wide reduction in this category of spending of \$24 billion in budget authority in FY2023.¹⁷ OMB attributed the majority of this amount, roughly \$20 billion, to HHS (mostly for reductions to Medicare). Notably, however, the OMB estimate does not account for provisions in P.L. 117-71, which effectively suspended Medicare sequestration through March 31, 2022.¹⁸ (OMB also

¹³ For further information, see CRS Report R44916, *Public Health Service Agencies: Overview and Funding (FY2016-FY2018)*.

¹⁴ The program level for each agency is listed in the table entitled "Composition of the HHS Budget Discretionary Programs" in the FY2022 HHS BIB.

¹⁵ As originally enacted, mandatory sequestration was scheduled to run through FY2021, but this period has subsequently been incrementally extended. For further information about sequestration, see CRS Report R42972, *Sequestration as a Budget Enforcement Process: Frequently Asked Questions*.

¹⁶ Sequestration Order for Fiscal Year 2023 Pursuant to Section 251A of the Balanced Budget and Emergency Deficit Control Act, as Amended, Federal Register, Vol. 87, No. 62, March 31, 2022, p. 18603, <https://www.govinfo.gov/content/pkg/FR-2022-03-31/pdf/2022-06939.pdf>.

¹⁷ OMB, *OMB Report to the Congress on the BBEDCA 251A Sequestration for Fiscal Year 2023*, March 28, 2022, https://www.whitehouse.gov/wp-content/uploads/2022/03/BBEDCA_251A_Sequestration_Report_FY2023.pdf. See the report's appendix for an itemized list of budget accounts that include mandatory spending subject to sequestration in FY2023, the dollar amounts subject to sequestration (based on OMB's current law baseline), the percentage by which they would be reduced, and the dollar amount of the reduction. While the report displays reductions at the *account level*, the sequester itself is implemented at the *program, project, or activity level*.

¹⁸ *Ibid.*, p. 3. Since FY2020, the Medicare sequestration has been temporarily suspended through a series of laws,

estimated an 8.3% reduction, totaling \$1 billion, in nonexempt defense mandatory spending, which does not affect HHS funds.)

By long-standing convention, HHS budget materials for FY2023 generally reflect sequestration for mandatory spending programs in prior years (FY2019-FY2022), but do not reflect estimated effects of mandatory sequestration for the budget year (FY2023). The numbers in this report reflect this convention.

HHS Budget by Operating Division

Figure 2 provides a breakdown of the FY2023 HHS budget request by operating division. When taking into account mandatory *and* discretionary budget authority (i.e., total budget authority), CMS accounts for the largest share of the request: nearly \$1.5 trillion. The majority of the CMS budget request would go toward mandatory spending programs, such as Medicare and Medicaid. Spending on Medicare and Medicaid is expected to increase relative to FY2022 levels under the President's request, both in terms of proposed law and current law estimates. However, when looking exclusively at discretionary budget authority, funding for CMS is comparatively smaller, accounting for \$4.3 billion of the HHS discretionary request. Discretionary CMS funds primarily support program operations and federal administrative activities, though some funds also go toward efforts to reduce health care fraud and abuse.

The largest share of the HHS discretionary request would go to the PHS operating divisions: roughly \$81.5 billion in combined public health funding for FDA, HRSA, IHS, CDC, ATSDR, NIH, SAMHSA, and AHRQ. Note that the estimates for IHS in **Figure 2** reflect the President's budget proposal to fund the agency entirely with mandatory funds. Typically, IHS is funded primarily with discretionary funds. In addition, the HHS request includes an \$81.7 billion proposal for new mandatory budget authority spread across four agencies—FDA, CDC, NIH, and the Assistant Secretary for Preparedness and Response (an entity with significant public health responsibilities located within the Office of the Secretary). The amount of this proposal is comparable to the total discretionary BA proposed for all of the PHS operating divisions combined.

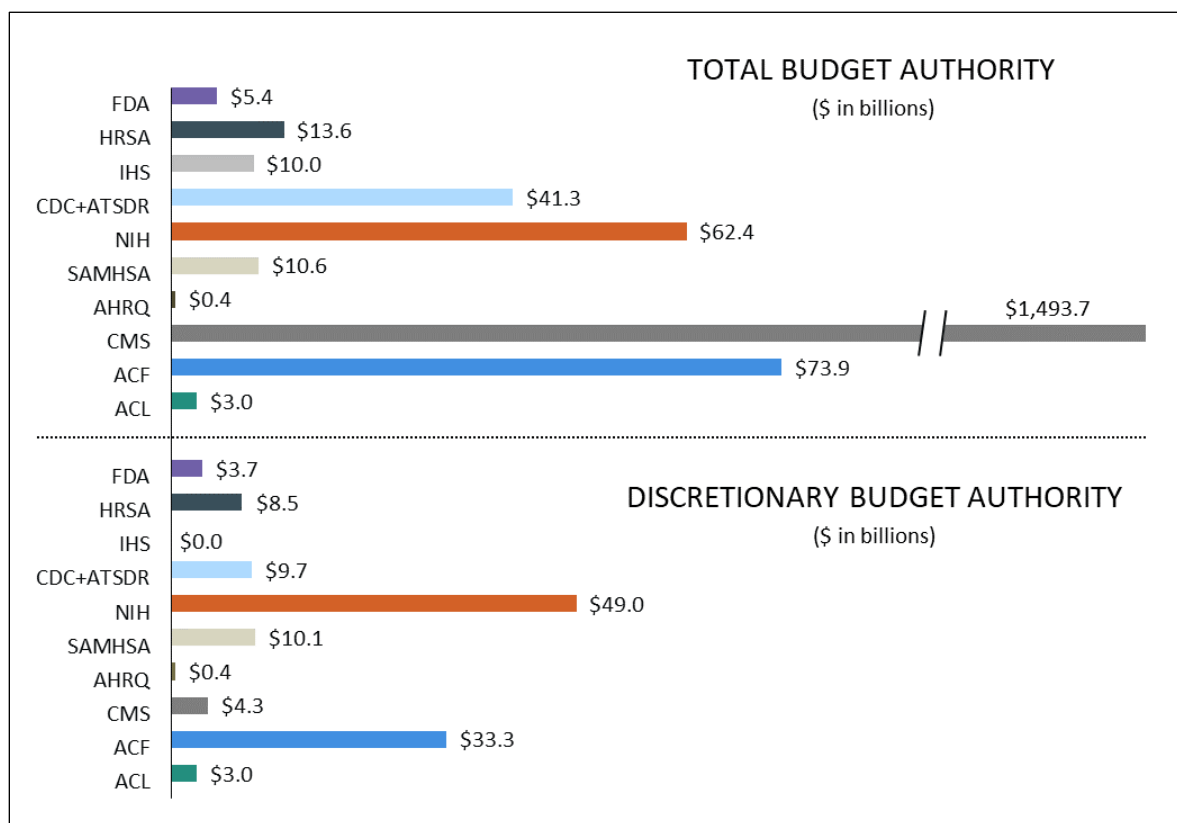
NIH would receive the largest amount of discretionary budget authority of any single HHS operating division: \$49.0 billion. The majority of the proposed NIH budget would support biomedical research performed by hospitals, medical schools, universities, and other research institutions around the country.¹⁹

ACF would receive the second-largest discretionary funding level among the HHS operating divisions: \$33.3 billion. The majority of the discretionary ACF request (about 61%) would go to early childhood care and education programs, such as Head Start and the Child Care and Development Block Grant.²⁰

starting with the enactment of the CARES Act on May 1, 2020 (P.L. 116-136). The act suspended the Medicare sequestration from May 1, 2020, through December 31, 2020. Subsequent laws (P.L. 116-260, P.L. 117-7, and P.L. 117-71) extended this suspension through March 31, 2022.

¹⁹ FY2023 HHS BIB, p. 54.

²⁰ Calculated by CRS based on data presented on pages 121-122 of the FY2023 HHS BIB.

Figure 2. FY2023 President's Request for HHS by Operating Division

Source: Prepared by the Congressional Research Service (CRS) based on data presented on pages 13-16 of the FY2023 HHS Budget in Brief, <https://www.hhs.gov/sites/default/files/fy-2023-budget-in-brief.pdf>. The amounts displayed as *total budget authority* include mandatory and discretionary funds. The HHS BIB sources the OMB Budget Appendix for the total budget authority amounts shown above and cautions that these amounts “potentially differ from the levels displayed” elsewhere in the BIB. HHS does not use the same disclaimer for the discretionary budget authority levels shown in the BIB and above, meaning that the methodology used to calculate and present these numbers may differ from that used by HHS in calculating total budget authority. For this reason, the figure should be viewed as illustrative.

Notes: Acronyms listed on page 1. Amounts for mandatory spending programs are based on the President's proposed law baseline, not the current services baseline. Amounts for discretionary spending programs have not been adjusted to reflect the effects of proposed rescissions or other cancellations of budget authority. The estimate for IHS reflects a proposal in the FY2023 President's budget to transition that agency to being entirely funded via mandatory spending. Amounts in this figure exclude funding for the HHS staff divisions within the Office of the Secretary and estimates for several mandatory spending proposals that were listed separately from the operating divisions in the HHS BIB.

Table 3 puts the FY2023 request for each HHS operating division and the Office of the Secretary into context, displaying it along with estimates of funding provided over the four prior fiscal years (FY2019-FY2022). These totals are inclusive of both mandatory and discretionary funding.

The amounts in this table are shown in terms of budget authority (BA) and outlays. *BA* is the authority provided by federal law to enter into contracts or other financial obligations that will result in immediate or future expenditures involving federal government funds. *Outlays* occur when funds are actually expended from the Treasury; they could be the result of either new budget authority enacted in the current fiscal year or unexpended budget authority that was enacted in previous fiscal years. The rate at which outlays occur often is dependent on the purpose of the funding and the timeline for which expenditures are to occur. (For example,

outlays for salaries and expenses tend to happen at a more rapid rate than those for multiyear projects.) In addition, as outlays over the course of a fiscal year may occur from funds enacted over a series of fiscal years, they may be more or less than the amount of budget authority newly enacted for that fiscal year. As a consequence, the BA and outlays in this table represent two different ways of accounting for the funding that is provided to each HHS agency through the federal budget process. For example, **Table 3** shows \$13.6 billion in FY2023 BA for HRSA, but an estimated \$15.8 billion in FY2023 HRSA outlays, reflecting the expected expenditure of funds previously provided to the agency in addition to some that are expected to be newly enacted in FY2023.

Amounts shown for the Office of the Secretary were calculated using funding levels in HHS BIBs for the following staff divisions, accounts, or activities: Departmental Management (including funding for the Pregnancy Assistance Fund, the Health Insurance Reform Implementation Fund, transfers from the Patient-Centered Outcomes Research Trust Fund, and payments to the State Response to the Opioid Abuse Crisis Account), Nonrecurring Expenses Fund, Office of Medicare Hearings and Appeals, Office of the National Coordinator for Health Information Technology, Office for Civil Rights, Office of Inspector General, Public Health and Social Services Emergency Fund, Program Support Center (including retirement pay, medical benefits, and miscellaneous trust funds), and certain collections credited to that office or the department. They also include estimates for several mandatory spending proposals that were listed separately from the operating divisions in the HHS BIB, such as the No Surprises Implementation Fund, Defense Production Act Medical Supplies Enhancement, PrEP Delivery Program to End the HIV Epidemic, and Mental Health Transformation Fund.

Table 3. HHS Budget by Operating and Staff Division
(mandatory and discretionary spending combined, dollars in millions)

Operating Division	FY2019 Actual	FY2020 Actual	FY2021 Actual	FY2022 Estimate ^a	FY2023 Request
FDA					
Budget Authority (BA)	3,147	3,365	3,765	3,315	5,403
Outlays	2,831	2,963	3,303	4,729	4,102
HRSA					
BA	12,000	14,399	21,733	12,196	13,614
Outlays	11,575	12,113	14,232	18,127	15,845
IHS					
BA	5,939	7,393	13,794	7,413	9,973
Outlays	5,455	6,184	9,866	10,011	9,249
CDC (incl. ATSDR)^b					
BA	7,878	15,855	28,511	8,556	41,343
Outlays	7,736	8,721	11,269	15,826	21,197
NIH					
BA	38,090	44,590	42,186	42,225	62,398
Outlays	34,914	36,387	38,868	41,610	43,825
SAMHSA					
BA	5,700	6,174	13,674	5,960	10,562

Operating Division	FY2019 Actual	FY2020 Actual	FY2021 Actual	FY2022 Estimate ^a	FY2023 Request
Outlays	4,328	5,206	5,910	8,250	10,456
AHRQ					
BA	337	338	337	338	376
Outlays	322	333	329	335	358
CMS^c					
BA	1,144,763	1,328,620	1,296,727	1,418,723	1,493,654
Outlays	1,085,909	1,258,071	1,240,623	1,359,740	1,421,716
ACF					
BA	61,735	67,349	122,521	69,741	73,931
Outlays	55,969	60,819	70,079	90,041	89,841
ACL					
BA	2,139	3,403	4,221	2,234	2,958
Outlays	2,023	2,418	2,662	3,769	3,666
Office of the Secretary^d					
BA	2,621	230,195	128,560	2,702	50,909
Outlays	3,110	111,055	69,753	73,918	28,878
Total, HHS					
BA	1,284,349	1,721,681	1,676,029	1,573,403	1,765,121
Outlays	1,214,172	1,504,270	1,466,894	1,626,356	1,649,133

Sources: For FY2019 actual, see FY2021 HHS BIB, pp. 15-16, <https://www.hhs.gov/sites/default/files/fy-2021-budget-in-brief.pdf>. For FY2020 actual, see FY2022 HHS BIB, pp. 10-11, <https://www.hhs.gov/sites/default/files/fy-2022-budget-in-brief.pdf>. For FY2021 actual, FY2022 estimate, and FY2023 request, see FY2023 HHS BIB, pp. 13-14, <https://www.hhs.gov/sites/default/files/fy-2023-budget-in-brief.pdf>.

Notes: Totals are as reported in HHS BIBs. The HHS BIBs source the Budget Appendix prepared by the Office of Management and Budget for the BA amounts shown in these particular BIB tables. HHS cautions that these amounts “potentially differ from the levels displayed in the individual Operating or Staff Division Chapters.” Totals may not sum due to rounding and, in prior years, may reflect some adjustments for comparability. Amounts for FY2023 reflect all proposals in the President’s budget for both mandatory and discretionary spending programs. In keeping with source materials, amounts in this table reflect sequestration for mandatory spending programs in FY2019-FY2022, but do not reflect estimated effects of mandatory sequestration for FY2023.

- FY2022 funding levels in the FY2023 BIB reflect amounts enacted in law (P.L. 117-103) for programs and activities funded by the annual appropriations process. For mandatory spending provided outside the annual appropriations process, funding levels generally reflect amounts provided by authorizing law. In cases where full-year funding has not yet been provided in authorizing law, these levels are based on annualized amounts provided in the most recent short-term funding extension in effect at the time that the budget formulation process was completed.
- By HHS convention, the amounts shown for CDC include funding for ATSDR.
- Per source materials, the budget authority for CMS includes non-CMS budget authority for Hospital Insurance and Supplementary Medical Insurance for the Social Security Administration and the Medicare Payment Advisory Commission (MedPAC).
- Amounts shown for the OS include estimates for several mandatory spending proposals that were listed separately from the operating divisions in the HHS BIB, such as the No Surprises Implementation Fund, Defense Production Act Medical Supplies Enhancement, PrEP Delivery Program to End the HIV Epidemic, and Mental Health Transformation Fund.

Appendix. HHS Operating Divisions: Missions and FY2022 Budget Resources

This appendix provides for each operating division a brief summary of its mission,²¹ the applicable appropriations bill, the FY2023 budget request level, and links to additional resources related to that request.

Food and Drug Administration (FDA)

The FDA mission is focused on regulating the safety, efficacy, and security of human foods, dietary supplements, cosmetics, and animal foods; and the safety and effectiveness of human drugs, biological products (e.g., vaccines), medical devices, radiation-emitting products, and animal drugs. It also regulates the manufacture, marketing, and sale of tobacco products.²²

Relevant Appropriations Bill:

- Agriculture, Rural Development, Food and Drug Administration, and Related Agencies (AG)

FY2023 Request:

- BA: \$5.403 billion
- Outlays: \$4.102 billion

Additional Resources Related to the FY2023 Request:

- Congressional Justification (all-purpose table on p. 30), <https://www.fda.gov/media/157192/download>
- BIB chapter (p. 18), <https://www.hhs.gov/sites/default/files/fy-2023-budget-in-brief.pdf#page=24>

Health Resources and Services Administration (HRSA)

The HRSA mission is focused on “providing health care to people who are geographically isolated and economically or medically vulnerable.”²³ Among its many programs and activities, HRSA supports health care workforce training; the National Health Service Corps; and the federal health centers program, which provides grants to nonprofit entities that provide primary care services to people who experience financial, geographic, cultural, or other barriers to health care.

Relevant Appropriations Bill:

- LHHS

FY2023 Request:

- BA: \$13.614 billion

²¹ The mission summaries below exclude the Office of the Secretary, which comprises multiple staff divisions whose goals are to “provide leadership, direction, and policy guidance to the Department.” See HHS Strategic Plan FY2022-2026, Introduction: About HHS, <https://www.hhs.gov/about/strategic-plan/2022-2026/overview/index.html>.

²² FDA, *What Does FDA Do*, <https://www.fda.gov/about-fda/fda-basics/what-does-fda-do>.

²³ HRSA, *About HRSA*, <https://www.hrsa.gov/about/index.html>.

- Outlays: \$15.845 billion

Additional Resources Related to the FY2023 Request:

- Congressional Justification (all-purpose table on p. 19), <https://www.hrsa.gov/sites/default/files/hrsa/about/budget/budget-justification-fy2023.pdf>
- BIB chapter (p. 26), <https://www.hhs.gov/sites/default/files/fy-2023-budget-in-brief.pdf#page=32>

Indian Health Service (IHS)

The IHS mission is to provide “federal health services to American Indians and Alaska Natives” and “raise the physical, mental, social, and spiritual health of American Indians and Alaska Natives to the highest level.”²⁴ IHS provides health care for approximately 2.6 million eligible American Indians and Alaska Natives through a system of programs and facilities located on or near Indian reservations, and through contractors in certain urban areas.

Relevant Appropriations Bill:

- Departments of the Interior, Environment, and Related Agencies (INT)

FY2023 Request:

- BA: \$9.973 billion
- Outlays: \$9.249 billion

Additional Resources Related to the FY2023 Request:

- Congressional Justification (all-purpose table on p. 19), https://www.ihs.gov/sites/budgetformulation/themes/responsive2017/display_objects/documents/FY2023BudgetJustificaton.pdf
- BIB chapter (p. 35), <https://www.hhs.gov/sites/default/files/fy-2023-budget-in-brief.pdf#page=41>

Centers for Disease Control and Prevention (CDC) and Agency for Toxic Substances and Disease Registry (ATSDR)

The CDC mission is focused on “disease prevention and control, environmental health, and health promotion and health education.”²⁵ CDC is organized into a number of centers, institutes, and offices, some focused on specific public health challenges (e.g., injury prevention) and others focused on general public health capabilities (e.g., surveillance and laboratory services).

In addition, the ATSDR is headed by the CDC director. For that reason, the ATSDR budget is often shown within CDC. Following the conventions of the FY2023 HHS BIB, ATSDR’s budget request is included in the CDC totals shown in this report. ATSDR’s work is focused on preventing or mitigating adverse effects resulting from exposure to hazardous substances in the environment.

²⁴ IHS, *Agency Overview*, <https://www.ihs.gov/aboutihs/overview/>.

²⁵ CDC, *Official Mission Statements & Organizational Charts*, <https://www.cdc.gov/maso/pdf/cdcmiss.pdf>.

Relevant Appropriations Bills:

- LHHS (CDC)
- INT (ATSDR)

FY2023 Request (CDC and ATSDR combined):

- BA: \$41.343 billion
- Outlays: \$21.197 billion

Additional Resources Related to the FY2023 Request:

- CDC Congressional Justification (all-purpose table on p. 32), <https://www.cdc.gov/budget/documents/fy2023/FY-2023-CDC-congressional-justification.pdf>
- ATSDR Congressional Justification, <https://www.cdc.gov/budget/documents/fy2023/FY-2023-ATSDR-congressional-justification.pdf>
- BIB chapter (p. 42), <https://www.hhs.gov/sites/default/files/fy-2023-budget-in-brief.pdf#page=48>

National Institutes of Health (NIH)

The NIH mission is focused on conducting and supporting research “in causes, diagnosis, prevention, and cure of human diseases” and “in directing programs for the collection, dissemination, and exchange of information in medicine and health.”²⁶ NIH is organized into 27 research institutes and centers, headed by the NIH Director.²⁷

Relevant Appropriations Bill:

- LHHS

FY2023 Request:

- BA: \$62.398 billion
- Outlays: \$43.825 billion

Additional Resources Related to the FY2023 Request:

- Congressional Justification (all-purpose table on p. 25), <https://officeofbudget.od.nih.gov/pdfs/FY23/br/Overview%20of%20FY%202023%20Presidents%20Budget.pdf>
- BIB chapter (p. 53), <https://www.hhs.gov/sites/default/files/fy-2023-budget-in-brief.pdf#page=59>

Substance Abuse and Mental Health Services Administration (SAMHSA)

The SAMHSA mission is focused on reducing the “impact of substance abuse and mental illness on America’s communities.”²⁸ SAMHSA coordinates behavioral health surveillance to improve

²⁶ NIH, *Mission and Goals*, <https://www.nih.gov/about-nih/what-we-do/mission-goals>.

²⁷ NIH, *Organization*, <https://www.nih.gov/about-nih/who-we-are/organization>.

²⁸ SAMHSA, *About Us*, <https://www.samhsa.gov/about-us>.

understanding of the impact of substance abuse and mental illness on children, individuals, and families, and the costs associated with treatment.

Relevant Appropriations Bill:

- LHHS

FY2023 Request:

- BA: \$10.562 billion
- Outlays: \$10.456 billion

Additional Resources Related to the FY2023 Request:

- Congressional Justification (all-purpose table on p. 15), <https://www.samhsa.gov/sites/default/files/samhsa-fy-2023-cj.pdf>
- BIB chapter (p. 61), <https://www.hhs.gov/sites/default/files/fy-2023-budget-in-brief.pdf#page=67>

Agency for Healthcare Research and Quality (AHRQ)

The AHRQ mission is focused on research to “make health care safer, higher quality, more accessible, equitable, and affordable.”²⁹ Specific AHRQ research efforts are aimed at reducing the costs of care, promoting patient safety, measuring the quality of health care, and improving health care services, organization, and financing.

Relevant Appropriations Bill:

- LHHS

FY2023 Request:

- BA: \$0.376 billion
- Outlays: \$0.358 billion

Additional Resources Related to the FY2023 Request:

- Congressional Justification (all-purpose table on p. 15), <https://www.ahrq.gov/sites/default/files/wysiwyg/cpi/about/mission/budget/2023/fy2023-cj.pdf>
- BIB chapter (p. 68), <https://www.hhs.gov/sites/default/files/fy-2023-budget-in-brief.pdf#page=74>

Centers for Medicare & Medicaid Services (CMS)

The CMS mission is focused on supporting “innovative approaches to improving quality, accessibility, and affordability, while finding the best ways to use advanced technology to support person-centered care.”³⁰ CMS “administers the Medicare program and works in partnership with state governments to administer Medicaid, the Children’s Health Insurance Program (CHIP), and health insurance portability standards.”³¹ The President’s budget estimates that in FY2023, “over

²⁹ AHRQ, *About AHRQ*, <https://www.ahrq.gov/cpi/about/index.html>.

³⁰ CMS, *Fiscal Year 2023 Justification of Estimates for Appropriations Committees*, March 2023, <https://www.cms.gov/files/document/fy2023-cms-congressional-justification-estimates-appropriations-committees.pdf>.

³¹ CMS, *Press Kit*, <https://www.cms.gov/newsroom/press-kit>.

150 million Americans will rely on the programs CMS administers including Medicare, Medicaid, the Children’s Health Insurance Program (CHIP), and the [Health Insurance] Marketplaces.”³²

Relevant Appropriations Bill:

- LHHS

FY2023 Request:

- BA: \$1,493.654 billion
- Outlays: \$1,421.716 billion

Additional Resources Related to the FY2023 Request:

- Congressional Justification (all-purpose table on p. 9), <https://www.cms.gov/files/document/fy2023-cms-congressional-justification-estimates-appropriations-committees.pdf>
- BIB chapter (p. 74), <https://www.hhs.gov/sites/default/files/fy-2023-budget-in-brief.pdf#page=80>

Administration for Children and Families (ACF)

The ACF mission is focused on promoting the “economic and social well-being of children, youth, families, and communities.”³³ ACF administers a wide array of human services programs, including Temporary Assistance for Needy Families (TANF), Head Start, child care, the Social Services Block Grant (SSBG), and various child welfare programs.

Relevant Appropriations Bill:

- LHHS

FY2023 Request:

- BA: \$73.931 billion
- Outlays: \$89.841 billion

Additional Resources Related to the FY2023 Request:

- Congressional Justification (all-purpose table on p. 6), <https://www.acf.hhs.gov/sites/default/files/documents/olab/fy-2023-congressional-justification.pdf>
- BIB chapter (p. 129), <https://www.hhs.gov/sites/default/files/fy-2023-budget-in-brief.pdf#page=125>

Administration for Community Living (ACL)

The ACL mission is focused on maximizing the “independence, well-being, and health of older adults, people with disabilities across the lifespan, and their families and caregivers.”³⁴ ACL

³² CMS, *Fiscal Year 2023 Justification of Estimates for Appropriations Committees*, March 2023, <https://www.cms.gov/files/document/fy2023-cms-congressional-justification-estimates-appropriations-committees.pdf>.

³³ ACF, *What We Do*, <https://www.acf.hhs.gov/about/what-we-do>.

³⁴ ACL, *About ACL*, <https://acl.gov/about-acl>.

administers a number of programs targeted at older Americans and the disabled, including Home and Community-Based Supportive Services and State Councils on Developmental Disabilities.

Relevant Appropriations Bill:

- LHHS

FY2023 Request:

- BA: \$2.958 billion
- Outlays: \$3.666 billion

Additional Resources Related to the FY2023 Request:

- Congressional Justification (all-purpose table on p. 18), https://acl.gov/sites/default/files/about-acl/2022-02/FY2023_ACL-BudgetJustification.docx
- BIB chapter (p. 138), <https://www.hhs.gov/sites/default/files/fy-2023-budget-in-brief.pdf#page=144>

Author Information

Jessica Tollestrup
Specialist in Social Policy

Ada S. Cornell
Senior Research Librarian

Karen E. Lynch
Specialist in Social Policy

Disclaimer

This document was prepared by the Congressional Research Service (CRS). CRS serves as nonpartisan shared staff to congressional committees and Members of Congress. It operates solely at the behest of and under the direction of Congress. Information in a CRS Report should not be relied upon for purposes other than public understanding of information that has been provided by CRS to Members of Congress in connection with CRS's institutional role. CRS Reports, as a work of the United States Government, are not subject to copyright protection in the United States. Any CRS Report may be reproduced and distributed in its entirety without permission from CRS. However, as a CRS Report may include copyrighted images or material from a third party, you may need to obtain the permission of the copyright holder if you wish to copy or otherwise use copyrighted material.