



**Congressional
Research Service**

Informing the legislative debate since 1914

House Committee Funding: Process and Historical Appropriations and Authorizations

Updated January 10, 2022

Congressional Research Service

<https://crsreports.congress.gov>

RL32794

Summary

This report provides an overview of funding for committees in the House of Representatives. In particular, it includes

- information on actions to fund House committees for the 117th Congress;
- an overview of the committee funding process;
- a discussion of the relationship of the authorization and appropriations processes and timeline;
- a figure showing overall authorization levels since the 104th Congress (see **Figure 2**);
- a figure showing overall appropriations levels since the 104th Congress (see **Figure 3**);
- information on the division of funding between the majority and minority parties;
- sources of committee spending guidelines and regulations; and
- tables with committee funding requests and authorizations as adopted pursuant to primary expense authorizations for House committees in the 104th through 117th Congresses.

Contents

Most Recent Actions: 117 th Congress House Committee Funding Resolution	1
House Committee Funding: Background and Process	2
Authorization.....	2
Overall Authorization Levels since the 104 th Congress	3
Appropriations.....	4
Division of Funding between the Majority and Minority	5
Guidelines, Sources of Regulations, and Spending Disclosure.....	6
House Committee Requests and Authorizations since the 104 th Congress	6

Figures

Figure 1. House Committee Funding Timeline, 117 th Congress.....	2
Figure 2. Overall Authorization Levels Since the 104 th Congress.....	4
Figure 3. Appropriations for House Committees Since FY1996.....	5

Tables

Table 1. House Committee Funding: Requests and Amounts Authorized by the House, 117 th Congress	7
Table 2. House Committee Funding: Requests and Amounts Authorized by the House, 116 th Congress	8
Table 3. House Committee Funding: Requests and Amounts Authorized by the House, 115 th Congress	9
Table 4. House Committee Funding: Requests and Amounts Authorized by the House, 114 th Congress	11
Table 5. House Committee Funding: Requests and Amounts Authorized by the House, 113 th Congress	12
Table 6. House Committee Funding: Requests and Amounts Authorized by the House, 112 th Congress	13
Table 7. House Committee Funding: Requests and Amounts Authorized by the House, 111 th Congress	14
Table 8. House Committee Funding: Requests and Amounts Authorized by the House, 110 th Congress	16
Table 9. House Committee Funding: Requests and Amounts Authorized by the House, 109 th Congress	17
Table 10. House Committee Funding: Requests and Amounts Authorized by the House, 108 th Congress	18
Table 11. House Committee Funding: Requests and Amounts Authorized by the House, 107 th Congress	19
Table 12. House Committee Funding: Requests and Amounts Authorized by the House, 106 th Congress	20
Table 13. House Committee Funding: Requests and Amounts Authorized by the House, 105 th Congress	22

Table 14. House Committee Funding: Requests and Amounts Authorized by the House,
104th Congress 23

Contacts

Author Information..... 25

Most Recent Actions: 117th Congress House Committee Funding Resolution

During the early months of the 117th Congress, numerous resolutions were introduced “Providing amounts for the expenses of the Committee on ____ in the One Hundred Seventeenth Congress.”¹ These individual committee funding resolutions typically contained a section with the requested overall funding level for the entire Congress, followed by a section with requested session limitations, as well as sections on vouchers and regulations. These resolutions were referred to the Committee on House Administration.

The Committee on House Administration held a hearing on committee funding requests on March 12, 2021. All committees were invited to testify, but committees submitting a bipartisan request were not required to appear. The vice chair and ranking member of the Committee on the Judiciary appeared to testify regarding their committee’s request.

The chair of the Committee on House Administration (CHA) introduced H.Res. 316 on April 14, 2021, and it was referred to that committee. The CHA met on April 15 to consider the resolution and reported it out by voice vote (H.Rept. 117-18). It was adopted by the House on April 20 (as Section 4 of H.Res. 330). The resolution authorized a total of \$301.2 million for House committees for the 117th Congress, including \$150.2 million for the first session and \$150.9 million for the second session (this total does not include \$4.0 million for the reserve fund, including \$1.5 million in the first session and \$2.5 million in the second session).

Prior to the provision of funding pursuant to H.Res. 316, committees operated pursuant to interim funding. Interim funding has automatically been provided from January 3 through March 31 in each odd-numbered year in House rules for many years.² The interim funding period was extended through April 22, 2021, pursuant to Section 10 of H.Res. 233.³

The Committee on House Administration allocated funding from the reserve fund when it agreed, by committee poll, to Committee Resolution 117-16 in June-July 2021, and Committee Resolution 117-18 in October 2021.⁴

¹ The 117th Congress resolutions include H.Res. 194, H.Res. 199, H.Res. 200, H.Res. 201, H.Res. 206, H.Res. 207, H.Res. 208, H.Res. 210, H.Res. 211, H.Res. 212, H.Res. 213, H.Res. 217, H.Res. 223, H.Res. 227, H.Res. 229, H.Res. 238, H.Res. 258, H.Res. 262, H.Res. 264, H.Res. 265, H.Res. 287, and H.Res. 308. The Select Committee on Economic Disparity and Fairness in Growth was established pursuant to House Rules (H.Res. 8) and provided interim funding through March 31, 2021 (§4(g)(4)). H.Res. 316 did not provide funding for this select committee, but H.Res. 485, agreed to on June 23, 2021 (pursuant to Section 10 of H.Res. 486), provided \$3.5 million for the 117th Congress (\$1.5 million for the first session, \$2.0 million for the second session).

² House rules have automatically provided for interim funding since the 99th Congress (1985-1986). House Rule X, clause 7(a) (117th Congress) states that each committee:

shall be entitled for each month ... to 9 percent (or such lesser percentage as may be determined by the Committee on House Administration) of the total annualized amount made available under expense resolutions for such committee in the preceding session of Congress.

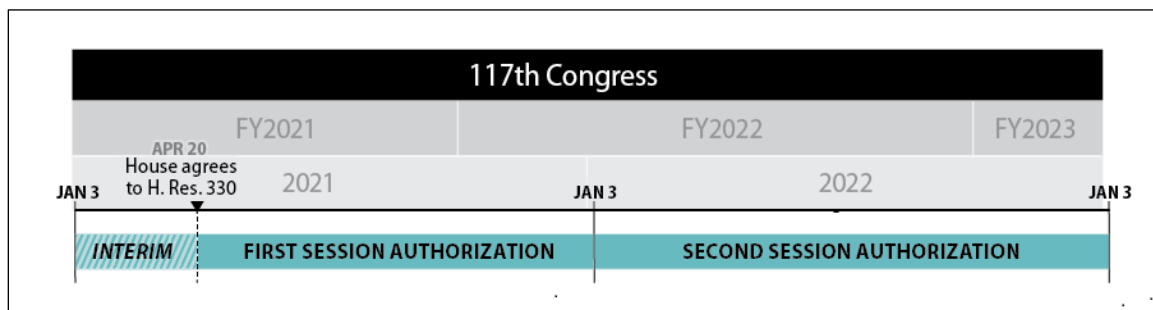
³ For examples of prior interim funding period extensions, see H.Res. 133 (109th Cong.), H.Res. 163 (108th Congress), and H.Res. 102 (105th Congress).

⁴ Available at <https://cha.house.gov/committee-resolutions>.

House Committee Funding: Background and Process

Contemporary funding for House committees (except for the Committee on Appropriations) follows a two-step process of authorization and appropriation. Operating budgets for all standing and select committees of the House continued or created at the beginning of a new Congress (except for the Committee on Appropriations) are authorized biennially pursuant to an omnibus committee funding resolution, and appropriations are included in the legislative branch appropriations bill. A comparison of the timing of authorizations and appropriations is shown in **Figure 1**.

Figure 1. House Committee Funding Timeline, 117th Congress



Sources: House rules for the 117th Congress; H.Res. 330; H.Res. 316, as adopted by the House as Section 4 of H.Res. 330; and annual legislative branch appropriations. The interim committee funding period was extended through April 22, 2021, pursuant to Section 10 of H.Res. 233.

Authorization

Pursuant to House Rule X, clause 6, the Committee on House Administration (CHA) reports an omnibus, biennial “primary expense resolution” to cover the expenses of each standing and select committee, except the Appropriations Committee.⁵

The resolution is based in part on committee requests for funds to cover their expenses for the two years of a Congress.⁶ The budgetary requests include estimated salary needs for staff; costs of consulting services; communications expenses including certain printing, postage, or website costs; office equipment and supply costs; and some travel costs, particularly for domestic travel, for committee members and staff. Some costs, such as government contributions for pension and insurance contributions for committee employees, student loan repayment, and transit subsidies, are not included in committee budgets but are provided for in other funds appropriated for the House.⁷

Some House committees discuss and approve their proposed budgets at committee organization or business meetings. Individual committee chairs typically introduce a House resolution to

⁵ The Committee on Appropriations has been funded separately through the annual appropriations acts since the enactment of the Legislative Reorganization Act of 1946 (P.L. 79-601, §202(b), 60 Stat. 834).

⁶ The provision of biennial funding dates to the 104th Congress (H.Res. 6).

⁷ In particular, see “Government Contributions” in Table 6 in CRS Report R46469, *Legislative Branch: FY2021 Appropriations*, by Ida A. Brudnick.

provide a committee with the requisite funds for the two years of the Congress. These individual resolutions are then referred to the CHA, which may hold a public hearing on the committee's request. The chair and the ranking minority member from each committee may testify at these hearings, although in some years, committees that submitted a bipartisan budget request have not been required to appear before the committee.⁸

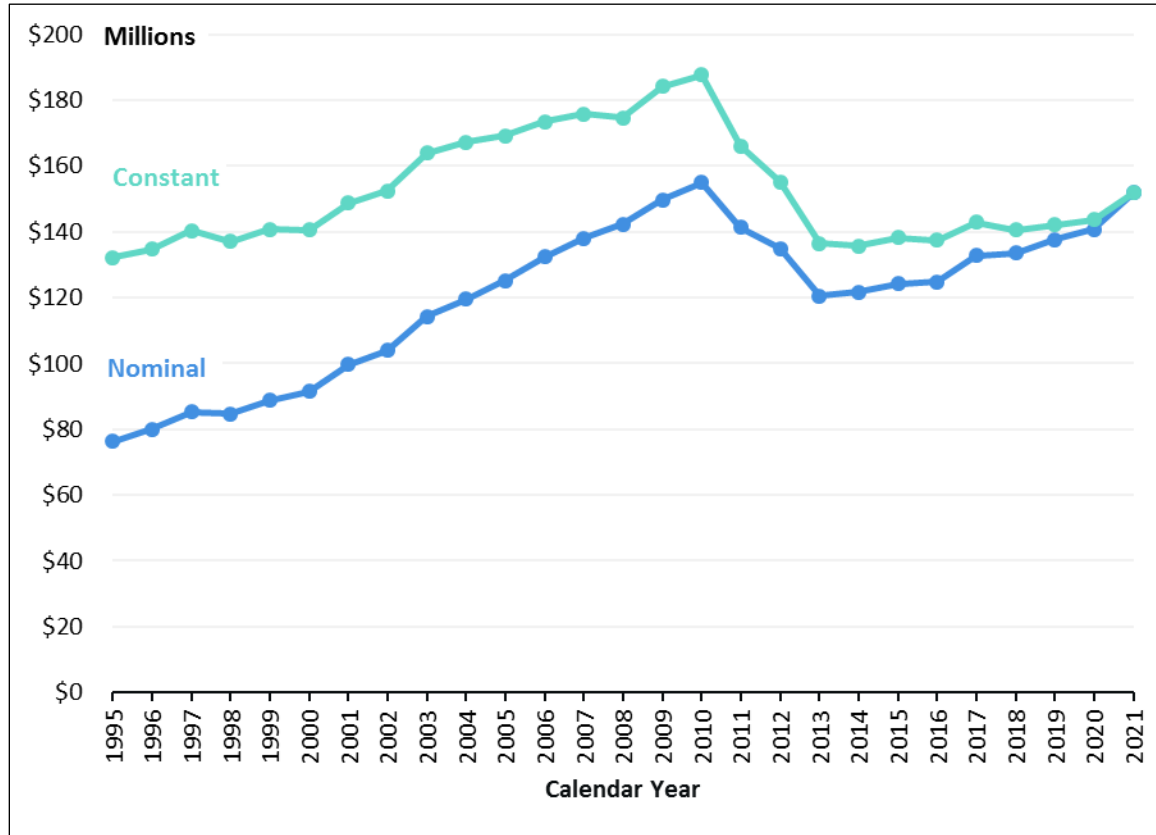
The chair of CHA then typically introduces an omnibus funding resolution, which, after its referral to the CHA, typically serves as the legislative vehicle for a full committee markup. The measure is then considered by the House.

Overall Authorization Levels since the 104th Congress

Figure 2 shows the aggregate committee funding authorization level from 1995 to 2022, in both nominal and constant dollars. Since 1995, aggregate committee funding has increased by approximately 101.2%, from \$76.3 million in 1995 to \$153.4 million for 2022, for an average annual increase of 2.6%. In constant dollars, however, aggregate funding has increased approximately 14.8% between 1995 and 2021, for an annual average real increase of approximately 0.5%.

⁸ H.Rept. 117-18 states: "Following the practice from last Congress, committees who submitted a bipartisan budget request would not be required to appear before the Committee, although all committees were invited to appear if they chose to do so." See also the House report accompanying the expense resolution for the 116th Congress (H.Rept. 116-20).

Figure 2. Overall Authorization Levels Since the 104th Congress
In Current and Constant Dollars, and not including the House Appropriations Committee



Source: Congressional Research Service, based on resolutions authorizing funds for House committees. Constant (2021) dollars based on Consumer Price Index for All Urban Consumers (CPI-U, Bureau of Labor Statistics, U.S. Department of Labor).

Notes: According to the Committee on House Administration’s *Committees’ Congressional Handbook*, “Committee funds are available for services provided and expenses incurred from January 3 of one year through January 2 of the following year.” The authorizing resolutions do not include the House Appropriations Committee, and that committee is not represented in this figure. Resolutions for the 105th and 106th Congresses did not specify allocations for the reserve fund by session, and those authorizations are not included in the total for those years (\$7.9 million for the 105th Congress and \$3.0 million for the 106th Congress). The table also does not reflect any broader changes to the account (e.g., centralization of certain employee benefits).

Appropriations

Appropriations for House committees are provided in the annual legislative branch appropriations bill. Funding provided in the annual appropriations act generally remains available until the end of a Congress.⁹

⁹ For example, the Consolidated Appropriations Act, 2021 (P.L. 116-260) contains language stating that funding provided for “Standing Committees, Special and Select” shall remain available until December 31, 2022. Some years, the acts have provided for some amount to remain available until expended for a particular purpose (e.g., committee room upgrading). Depending on the level, purpose, and use of these no-year funds, any comparison or relationship between the authorization and appropriation may be complicated.

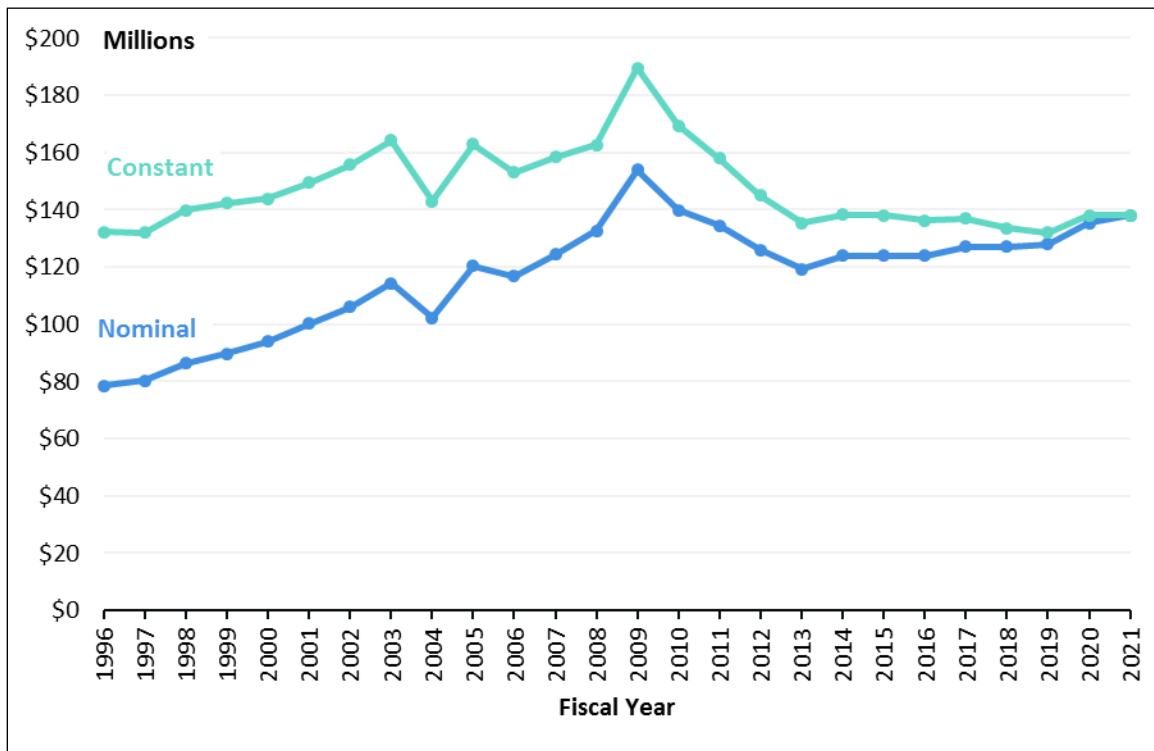
Funding is contained in the appropriation heading “committee employees,” which typically comprises two subheadings. Most recently, the Consolidated Appropriations Act, 2021 (P.L. 116-260) provided

- \$138.1 million, an increase of \$2.7 million (+2.0%) from the FY2020 enacted level of \$135.4 million, for “Standing Committees, Special and Select” and
- \$24.7 million, an increase of \$456,000 (+1.9%) from the FY2020 enacted level of \$24.3 million, for the Committee on Appropriations.

Figure 3 shows funding for “Standing Committees, Special and Select” since FY1996, in both nominal and constant dollars. Since FY1996, appropriations have increased by approximately 75.6%, from \$78.6 million in FY1996 to \$138.1 million for FY2021, for an average annual increase of 2.3%. In constant dollars, however, appropriations have increased approximately 4.3% between FY1996 and FY2021, for an annual average real increase of less than 0.2%.

Figure 3. Appropriations for House Committees Since FY1996

In Current and Constant Dollars, and not including the House Appropriations Committee



Source: Congressional Research Service, based on annual legislative branch appropriations acts. Constant (2021) dollars based on Consumer Price Index for All Urban Consumers (CPI-U, Bureau of Labor Statistics, U.S. Department of Labor).

Notes: Total includes any supplementals, rescissions, and the FY2013 sequestration.

Division of Funding between the Majority and Minority

Clause 6(d) of House Rule X requires that “the minority party (be) treated fairly in the appointment” of committee staff employed pursuant to such expense resolutions. In addition, House Rule X, clause 9, addresses the appointment of minority staff. In recent years, the House majority leadership has encouraged its committee leaders to provide the minority with one-third

of the committee staff and resources authorized in the biennial funding resolutions. Statements made by the chair and ranking member of the Committee on House Administration at the beginning of its committee funding review in recent Congresses indicate a general consensus that all House committees should provide at least one-third minority staffing.

Guidelines, Sources of Regulations, and Spending Disclosure

The use of committee funds is subject to chamber rules, law, and regulations promulgated by the Committee on House Administration, the House Communications Standards Commission, and the Ethics Committee, among other House entities. These regulations may be found in a wide variety of sources, including statute, House rules, committee resolutions, the *Committees' Congressional Handbook*,¹⁰ the *Communications Standards Manual*,¹¹ the *House Ethics Manual*,¹² “Dear Colleague” letters, and formal and informal guidance. Committee funds may only be used to support the conduct of official committee business, and they may not be used for personal or campaign purposes, or comingled with funds appropriated to any other source of official funds, such as the Members’ Representational Allowance (MRA).

Information on individual committee spending is published quarterly in the *Statements of Disbursement of the House*.¹³

House Committee Requests and Authorizations since the 104th Congress

Table 1 provides the requested and authorized levels of funding for committees for the 117th Congress.

Table 2 through **Table 14** provide committee funding requests and authorized amounts in nominal dollars for House committees in the 104th-116th Congresses.

Additionally, all tables show differences between the total requested and the total authorized funding levels. In each table, committees are referred to according to their names as of the 117th Congress.¹⁴

¹⁰ Available at <https://cha.house.gov/>.

¹¹ Available at <https://cha.house.gov/>.

¹² Available at <https://ethics.house.gov/house-ethics-manual>.

¹³ Available at <https://www.house.gov/the-house-explained/open-government/statement-of-disbursements>.

¹⁴ The tables reflect levels included in the omnibus committee funding resolution, other House resolutions allocating specified dollar amounts, and Committee on House Administration committee resolutions allocating funds from the Reserve Fund. For additional information, a congressional distribution memorandum, *Funding and Staffing for House Temporary Select Committees with an Investigative Mandate since the 105th Congress*, is available to congressional clients upon request.

Table I. House Committee Funding: Requests and Amounts Authorized by the House, 117th Congress

Committee	Request			Authorization			Difference
	1 st Session	2 nd Session	Total	1 st Session	2 nd Session	Total	
Agriculture	\$6,332,330	\$6,332,330	\$12,664,660	\$6,144,497	\$6,144,497	\$12,288,994	-\$375,666
Armed Services	\$10,075,885	\$10,871,362	\$20,947,247	\$9,117,992	\$9,437,992	\$18,555,984	-\$2,391,263
Budget	\$5,565,212	\$5,565,212	\$11,130,424	\$5,449,723	\$5,449,723	\$10,899,446	-\$230,978
Education and Labor	\$8,271,434	\$8,271,434	\$16,542,868	\$7,863,825	\$7,863,825	\$15,727,650	-\$815,218
Energy and Commerce	\$12,073,692	\$12,073,692	\$24,147,384	\$11,717,377	\$11,417,377	\$23,134,754	-\$1,012,630
Ethics	\$3,507,696	\$3,507,696	\$7,015,392	\$3,507,696	\$3,507,696	\$7,015,392	\$0
Financial Services	\$9,179,351	\$9,179,351	\$18,358,702	\$8,965,878	\$8,965,878	\$17,931,756	-\$426,946
Foreign Affairs	\$8,726,141	\$8,726,141	\$17,452,282	\$8,653,430	\$8,653,430	\$17,306,860	-\$145,422
Homeland Security	\$8,189,181	\$8,189,181	\$16,378,362	\$8,036,701	\$8,036,701	\$16,073,402	-\$304,960
House Administration	\$5,590,190	\$5,892,211	\$11,482,401	\$5,590,190	\$5,892,211	\$11,482,401	\$0
Judiciary	\$8,728,827	\$9,165,268	\$17,894,095	\$8,506,115	\$8,506,115	\$17,012,230	-\$881,865
Natural Resources	\$7,652,963	\$7,652,963	\$15,305,926	\$7,295,361	\$7,295,361	\$14,590,722	-\$715,204
Oversight and Reform	\$13,738,871	\$13,738,871	\$27,477,742	\$13,896,964	\$13,896,964	\$27,793,928	\$316,186
Rules	\$3,410,369	\$3,444,469	\$6,854,838	\$3,410,369	\$3,444,469	\$6,854,838	\$0
Science, Space, and Technology	\$5,790,750	\$6,311,500	\$12,102,250	\$5,816,818	\$5,816,818	\$11,633,636	-\$468,614
Small Business	\$3,500,000	\$3,500,000	\$7,000,000	\$3,253,055	\$3,253,055	\$6,506,110	-\$493,890
Transportation and Infrastructure	\$9,815,165	\$9,815,165	\$19,630,330	\$9,597,173	\$9,597,173	\$19,194,346	-\$435,984
Veterans' Affairs	\$5,542,031	\$5,542,031	\$11,084,062	\$4,791,977	\$4,791,977	\$9,583,954	-\$1,500,108
Ways and Means	\$10,119,889	\$10,514,565	\$20,634,454	\$10,100,104	\$9,800,104	\$19,900,208	-\$734,246
Permanent Select Committee on Intelligence	\$7,166,225	\$7,166,225	\$14,332,450	\$6,543,075	\$6,543,075	\$13,086,150	-\$1,246,300
Select Climate Crisis	\$1,915,000	\$1,950,000	\$3,865,000	\$1,915,000	\$1,950,000	\$3,865,000	\$0
Select Modernization of Congress	\$1,150,000	\$1,150,000	\$2,300,000	\$1,001,250	\$1,041,250	\$2,042,500	-\$257,500

Committee	Request			Authorization			Difference
	1 st Session	2 nd Session	Total	1 st Session	2 nd Session	Total	
Reserve Fund	-	-	-	\$1,500,000	\$2,500,000	\$4,000,000	-
Select Economic Disparity and Fairness in Growth				\$1,500,000	\$2,000,000	\$3,500,000	

Source: House committee funding resolutions in the 117th Congress; H.Res. 316 (as adopted by the House as Section 4 of H.Res. 330); and H.Res. 485 (as adopted by the House pursuant to Section 10 of H.Res. 486, providing funding for the Select Committee on Economic Disparity and Fairness in Growth); Committee on House Administration, Committee Resolutions 117-16 (providing funding for the first and second session for the Committee on Armed Services, Committee on the Judiciary, and Select Committee on the Modernization of Congress) and 117-18 (providing funding for the Committee on Energy and Commerce and the Committee on Ways and Means). The reserve fund levels reflect the amount provided in H.Res. 316 and do not reflect any subsequent allocations from the fund.

Table 2. House Committee Funding: Requests and Amounts Authorized by the House, 116th Congress

Committee	Request			Authorization			Difference
	1 st Session	2 nd Session	Total	1 st Session	2 nd Session	Total	
Agriculture	\$6,225,565	\$6,225,565	\$12,451,130	\$5,756,664	\$5,756,664	\$11,513,328	-\$937,802
Armed Services	\$8,535,980	\$9,205,122	\$17,741,102	\$8,175,111	\$8,560,111	\$16,735,222	-\$1,005,880
Budget	\$5,190,212	\$5,190,212	\$10,380,424	\$5,190,212	\$5,190,212	\$10,380,424	\$0
Education and Labor	\$7,638,701	\$7,880,301	\$15,519,002	\$7,289,357	\$7,689,357	\$14,978,714	-\$540,288
Energy and Commerce	\$11,292,293	\$11,292,293	\$22,584,586	\$10,573,692	\$11,173,692	\$21,747,384	-\$837,202
Ethics	\$3,590,663	\$3,590,663	\$7,181,326	\$3,507,696	\$3,507,696	\$7,015,392	-\$165,934
Financial Services	\$8,705,005	\$8,705,005	\$17,410,010	\$8,538,931	\$8,538,931	\$17,077,862	-\$332,148
Foreign Affairs	\$8,072,103	\$8,072,103	\$16,144,206	\$8,120,362	\$8,310,362	\$16,430,724	\$286,518
Homeland Security	\$8,718,127	\$9,114,309	\$17,832,436	\$7,654,001	\$7,654,001	\$15,308,002	-\$2,524,434
House Administration	\$5,172,211	\$5,472,211	\$10,644,422	\$5,172,211	\$5,472,211	\$10,644,422	\$0
Judiciary	\$9,277,000	\$9,555,310	\$18,832,310	\$7,930,297	\$7,930,297	\$15,860,594	-\$2,971,716
Natural Resources	\$7,223,131	\$7,223,131	\$14,446,262	\$6,947,963	\$6,947,963	\$13,895,926	-\$550,336
Oversight and Reform	\$9,495,035	\$10,444,538	\$19,939,573	\$9,495,034	\$11,495,034	\$20,990,068	\$1,050,495

Committee	Request			Authorization			Difference
	1 st Session	2 nd Session	Total	1 st Session	2 nd Session	Total	
Rules	\$3,327,190	\$3,327,190	\$6,654,380	\$3,327,189	\$3,327,189	\$6,654,378	-\$2
Science, Space, and Technology	\$5,766,700	\$5,766,700	\$11,533,400	\$5,539,827	\$5,539,827	\$11,079,654	-\$453,746
Small Business	\$3,369,000	\$3,369,000	\$6,738,000	\$3,098,148	\$3,098,148	\$6,196,296	-\$541,704
Transportation and Infrastructure	\$9,086,025	\$9,206,025	\$18,292,050	\$8,915,165	\$9,365,165	\$18,280,330	-\$11,720
Veterans' Affairs	\$5,542,031	\$5,542,031	\$11,084,062	\$4,138,192	\$4,513,192	\$8,651,384	-\$2,432,678
Ways and Means	\$10,119,889	\$10,514,565	\$20,634,454	\$9,133,432	\$9,533,432	\$18,666,864	-\$1,967,590
Permanent Select Committee on Intelligence	\$7,550,369	\$7,714,584	\$15,264,953	\$6,231,500	\$6,231,500	\$12,463,000	-\$2,801,953
Select Climate Crisis	-	-	-	\$1,890,750	\$1,890,750	\$3,781,500	-
Select Modernization of Congress	-	-	-	\$900,000	\$950,000	\$1,850,000	-
Reserve Fund	-	-	-	\$1,500,000	\$6,500,000	\$8,000,000	-

Sources: House committee funding resolutions in the 116th Congress; H.Res. 245; H.Res. 935 (providing funding for the Select Subcommittee on the Coronavirus Crisis as a select investigative subcommittee of the Committee on Oversight and Reform); Committee on House Administration, Committee Resolutions 116-12 and 116-14 (providing funding for the Select Committee on the Modernization of Congress), and Committee Resolution 116-18 (providing funding for the Committees on Armed Services, Education and Labor, Energy and Commerce, Foreign Affairs, Transportation and Infrastructure, Veterans' Affairs, and Ways and Means). The reserve fund levels reflect the amount provided in H.Res. 245 and do not reflect any subsequent allocations from the fund.

Table 3. House Committee Funding: Requests and Amounts Authorized by the House, 115th Congress

Committee	Request			Authorization			Difference
	1 st Session	2 nd Session	Total	1 st Session	2 nd Session	Total	
Agriculture	\$5,699,668	\$5,737,848	\$11,437,516	\$5,699,668	\$5,737,849	\$11,437,517	\$1
Armed Services	\$8,475,630	\$8,880,207	\$17,355,837	\$8,094,170	\$8,094,170	\$16,188,340	-\$1,167,497
Budget	\$5,190,212	\$5,190,212	\$10,380,424	\$5,190,212	\$5,190,212	\$10,380,424	\$0
Education and Labor	\$7,146,429	\$7,307,783	\$14,454,212	\$7,146,429	\$7,307,783	\$14,454,212	\$0
Energy and Commerce	\$10,265,721	\$10,265,721	\$20,531,442	\$10,265,721	\$10,265,721	\$20,531,442	\$0

Committee	Request			Authorization			Difference
	1 st Session	2 nd Session	Total	1 st Session	2 nd Session	Total	
Ethics	\$3,100,663	\$3,100,663	\$6,201,326	\$3,340,663	\$3,340,663	\$6,681,326	\$480,000
Financial Services	\$8,290,225	\$8,290,225	\$16,580,450	\$8,290,225	\$8,290,225	\$16,580,450	\$0
Foreign Affairs	\$7,984,332	\$7,984,332	\$15,968,664	\$7,836,993	\$8,036,993	\$15,873,986	-\$94,678
Homeland Security	\$7,503,923	\$7,503,923	\$15,007,846	\$7,503,923	\$7,503,923	\$15,007,846	\$0
House Administration	\$5,021,565	\$5,321,565	\$10,343,130	\$5,021,565	\$5,321,565	\$10,343,130	\$0
Judiciary	\$8,053,500	\$8,328,500	\$16,382,000	\$7,625,286	\$7,725,286	\$15,350,572	-\$1,031,428
Natural Resources	\$6,879,172	\$6,879,172	\$13,758,344	\$6,879,172	\$6,879,172	\$13,758,344	\$0
Oversight and Reform	\$9,297,736	\$9,297,736	\$18,595,472	\$9,129,841	\$9,129,841	\$18,259,682	-\$335,790
Rules	\$3,130,281	\$3,130,281	\$6,260,562	\$3,230,281	\$3,230,281	\$6,460,562	\$200,000
Science, Space, and Technology	\$5,484,978	\$5,484,978	\$10,969,956	\$5,484,978	\$5,484,978	\$10,969,956	\$0
Small Business	\$3,037,400	\$3,249,637	\$6,287,037	\$3,037,400	\$3,249,637	\$6,287,037	\$0
Transportation and Infrastructure	\$8,655,500	\$8,760,500	\$17,416,000	\$8,655,500	\$8,760,500	\$17,416,000	\$0
Veterans' Affairs	\$3,979,031	\$3,979,031	\$7,958,062	\$3,979,031	\$4,179,031	\$8,158,062	\$200,000
Ways and Means	\$8,954,346	\$8,986,346	\$17,940,692	\$8,954,346	\$8,986,346	\$17,940,692	\$0
Permanent Select Committee on Intelligence	\$6,050,000	\$6,050,000	\$12,100,000	\$6,050,000	\$6,050,000	\$12,100,000	\$0
Reserve Fund	-	-	-	\$1,250,000	\$1,250,000	\$2,500,000	-

Sources: Data taken from individual committee funding resolutions introduced in the House for the 115th Congress (2017-2018); H.Res. 173, Committee Resolution 115-9 (providing funding for the Committee on Foreign Affairs) and Committee Resolution 115-19 (providing funding for the Committee on Veterans' Affairs). The reserve fund levels reflect the amount provided in H.Res. 173 and do not reflect any subsequent allocations from the fund.

Notes: Committees are listed according to their names in the 117th Congress. In the 115th Congress, the Committee on Education and Labor was known as the Committee on Education and the Workforce; the Committee on Oversight and Reform was known as the Committee on Oversight and Government Reform.

Table 4. House Committee Funding: Requests and Amounts Authorized by the House, 114th Congress

Committee	Request			Authorization			Difference
	1 st Session	2 nd Session	Total	1 st Session	2 nd Session	Total	
Agriculture	\$5,086,548	\$5,086,548	\$10,173,096	\$5,086,548	\$5,086,548	\$10,173,096	\$0
Armed Services	\$7,841,250	\$8,027,843	\$15,869,093	\$7,104,170	\$7,104,170	\$14,208,340	-\$1,660,753
Budget	\$5,190,212	\$5,190,212	\$10,380,424	\$5,190,212	\$5,190,212	\$10,380,424	\$0
Education and Labor	\$7,022,290	\$7,022,290	\$14,044,580	\$7,022,290	\$7,022,290	\$14,044,580	\$0
Energy and Commerce	\$9,765,721	\$9,765,721	\$19,531,442	\$10,065,721	\$11,055,721	\$21,121,442	\$1,590,000
Ethics	\$3,050,663	\$3,050,663	\$6,101,326	\$3,100,663	\$3,100,663	\$6,201,326	\$100,000
Financial Services	\$7,583,426	\$7,607,041	\$15,190,467	\$7,543,426	\$7,543,426	\$15,086,852	-\$103,615
Foreign Affairs	\$7,611,993	\$7,611,993	\$15,223,986	\$7,461,993	\$7,461,993	\$14,923,986	-\$300,000
Homeland Security	\$7,223,000	\$7,532,400	\$14,755,400	\$7,203,923	\$7,203,923	\$14,407,846	-\$347,554
House Administration	\$4,646,565	\$4,646,565	\$9,293,130	\$4,646,565	\$4,646,565	\$9,293,130	\$0
Judiciary	\$7,768,700	\$7,811,900	\$15,580,600	\$7,197,786	\$7,197,786	\$14,395,572	-\$1,185,028
Natural Resources	\$6,786,922	\$6,786,922	\$13,573,844	\$6,711,387	\$6,711,387	\$13,422,774	-\$151,070
Oversight and Reform	\$9,029,841	\$9,029,841	\$18,059,682	\$9,029,841	\$9,029,841	\$18,059,682	\$0
Rules	\$2,885,982	\$2,885,982	\$5,771,964	\$2,960,982	\$2,885,982	\$5,846,964	\$75,000
Science, Space, and Technology	\$5,335,800	\$5,457,350	\$10,793,150	\$5,335,582	\$5,335,582	\$10,671,164	-\$121,986
Small Business	\$3,128,750	\$3,171,794	\$6,300,544	\$3,022,614	\$3,022,614	\$6,045,228	-\$255,316
Transportation and Infrastructure	\$8,360,900	\$8,360,900	\$16,721,800	\$8,364,130	\$8,364,130	\$16,728,260	\$6,460
Veterans' Affairs	\$3,752,546	\$3,752,546	\$7,505,092	\$3,479,031	\$3,479,031	\$6,958,062	-\$547,030
Ways and Means	\$8,857,645	\$8,857,645	\$17,715,290	\$8,757,645	\$8,757,645	\$17,515,290	-\$200,000
Permanent Select Committee on Intelligence	\$4,597,000	\$4,597,000	\$9,194,000	\$4,598,655	\$4,598,655	\$9,197,310	\$3,310
Reserve Fund	-	-	-	\$500,000	\$500,000	\$1,000,000	-

Sources: Data for requests from individual committees is from committee funding resolutions introduced in the House for the 114th Congress (2015-2016); for authorization levels, H.Res. 132; for adjustments to the initial authorization levels, Committee Resolution 114-10, Committee Resolution 114-19, and H.Res. 933 (all providing additional funding for the Committee on Energy and Commerce). The reserve fund levels reflect the amount provided in H.Res. 132 and do not reflect any subsequent allocations from the fund.

Notes: Committees are listed according to their names in the 117th Congress. In the 114th Congress, the Committee on Education and Labor was known as the Committee on Education and the Workforce; the Committee on Oversight and Reform was known as the Committee on Oversight and Government Reform.

Table 5. House Committee Funding: Requests and Amounts Authorized by the House, 113th Congress

Committee	Request			Authorization			Difference
	1 st Session	2 nd Session	Total	1 st Session	2 nd Session ^a	Total	
Agriculture	-	-	-	\$5,036,187	\$5,086,549	\$10,122,736	-
Armed Services	-	-	-	\$6,563,535	\$6,629,170	\$13,192,705	-
Budget	-	-	-	\$5,138,824	\$5,190,212	\$10,329,036	-
Education and Labor	-	-	-	\$6,952,763	\$7,022,291	\$13,975,054	-
Energy and Commerce	-	-	-	\$9,520,516	\$9,615,721	\$19,136,237	-
Ethics	-	-	-	\$3,020,459	\$3,050,664	\$6,071,123	-
Financial Services	-	-	-	\$7,394,482	\$7,468,427	\$14,862,909	-
Foreign Affairs	-	-	-	\$7,388,112	\$7,461,993	\$14,850,105	-
Homeland Security	-	-	-	\$7,033,588	\$7,103,924	\$14,137,512	-
House Administration	-	-	-	\$4,600,560	\$4,646,566	\$9,247,126	-
Judiciary	-	-	-	\$7,077,016	\$7,147,786	\$14,224,802	-
Natural Resources	-	-	-	\$6,555,829	\$6,621,387	\$13,177,216	-
Oversight and Reform	-	-	-	\$8,940,437	\$9,029,841	\$17,970,278	-
Rules	-	-	-	\$2,857,408	\$2,885,982	\$5,743,390	-
Science, Space, and Technology	-	-	-	\$5,282,755	\$5,335,583	\$10,618,338	-
Small Business	-	-	-	\$2,992,688	\$3,022,615	\$6,015,303	-
Transportation and Infrastructure	-	-	-	\$8,182,307	\$8,264,130	\$16,446,437	-

Committee	Request			Authorization			Difference
	1 st Session	2 nd Session	Total	1 st Session	2 nd Session ^a	Total	
Veterans' Affairs	-	-	-	\$3,048,546	\$3,079,031	\$6,127,577	-
Ways and Means	-	-	-	\$8,423,411	\$8,507,645	\$16,931,056	-
Permanent Select Committee on Intelligence	-	-	-	\$4,389,758	\$4,433,656	\$8,823,414	-

Sources: H.Res. 115, 113th Congress; House Committee on House Administration, Committee Resolution 113-7.

Notes: No individual committee funding resolutions were introduced during the 113th Congress. Committees are listed according to their names in the 117th Congress. In the 113th Congress, the Committee on Education and Labor was known as the Committee on Education and the Workforce; the Committee on Oversight and Reform was known as the Committee on Oversight and Government Reform.

- a. Committee Resolution 113-7 specified additional dollar amounts for each committee for the second session, equivalent to a 1% increase over the original authorization from H.Res. 115, from the reserve fund. The second session and total authorizations reflect this adjustment. The reserve fund established in H.Res. 115 did not contain a specified dollar amount, but was equivalent to the difference between amounts made available for "House of Representatives—Committee Employees, Standing Committees, Special and Select" in successive fiscal years.

Table 6. House Committee Funding: Requests and Amounts Authorized by the House, 112th Congress

Committee	Request			Authorization			Difference
	1 st Session	2 nd Session	Total	1 st Session	2 nd Session	Total	
Agriculture	\$6,189,494	\$6,045,553	\$12,235,047	\$6,189,494	\$5,658,638	\$11,848,132	-\$386,915
Armed Services	\$7,525,264	\$7,525,264	\$15,050,528	\$7,525,264	\$7,374,759	\$14,900,023	-\$150,505
Budget	\$6,033,185	\$6,033,185	\$12,066,370	\$6,033,185	\$5,647,061	\$11,680,246	-\$386,124
Education and Labor	\$8,346,254	\$8,346,254	\$16,692,508	\$8,346,254	\$7,812,094	\$16,158,348	-\$534,160
Energy and Commerce	\$10,980,940	\$11,428,642	\$22,409,582	\$10,980,940	\$10,697,209	\$21,678,149	-\$731,433
Ethics	\$2,824,535	\$3,043,775	\$5,868,311	\$2,824,535	\$3,393,775	\$6,218,310	\$349,999
Financial Services	\$8,441,264	\$8,958,018	\$17,399,282	\$8,441,264	\$8,384,705	\$16,825,969	-\$573,313
Foreign Affairs	\$8,952,470	\$8,952,470	\$17,904,940	\$8,952,470	\$8,379,512	\$17,331,982	-\$572,958
Homeland Security	\$8,443,724	\$8,443,724	\$16,887,448	\$8,443,724	\$7,903,326	\$16,347,050	-\$540,398
House Administration	\$4,949,176	\$5,566,837	\$10,516,013	\$4,949,176	\$5,169,169	\$10,118,345	-\$397,668

Committee	Request			Authorization			Difference
	1 st Session	2 nd Session	Total	1 st Session	2 nd Session	Total	
Judiciary	\$8,401,406	\$8,401,406	\$16,802,812	\$8,401,406	\$7,863,716	\$16,265,122	-\$537,690
Natural Resources	\$7,869,766	\$7,869,766	\$15,739,532	\$7,869,766	\$7,366,101	\$15,235,867	-\$503,665
Oversight and Reform	\$10,613,054	\$10,613,054	\$21,226,108	\$10,613,054	\$9,933,819	\$20,546,873	-\$679,235
Rules	\$3,391,985	\$3,391,985	\$6,783,970	\$3,391,985	\$3,174,898	\$6,566,883	-\$217,087
Science, Space, and Technology	\$6,685,636	\$6,660,637	\$13,346,273	\$6,685,637	\$5,986,023	\$12,671,660	-\$674,613
Small Business	\$3,214,891	\$3,659,109	\$6,874,000	\$3,214,891	\$3,383,536	\$6,598,427	-\$275,573
Transportation and Infrastructure	\$9,915,223	\$9,915,223	\$19,830,446	\$9,915,223	\$9,280,649	\$19,195,872	-\$634,574
Veterans' Affairs	\$3,602,745	\$3,682,512	\$7,285,256	\$3,602,745	\$3,446,830	\$7,049,575	-\$235,681
Ways and Means	\$9,801,365	\$9,801,366	\$19,602,731	\$9,801,365	\$9,174,079	\$18,975,444	-\$627,287
Permanent Select Committee on Intelligence	\$5,153,750	\$5,153,750	\$10,307,500	\$5,153,750	\$4,823,910	\$9,977,660	-\$329,840

Sources: Data taken from individual committee funding resolutions introduced in the House for the 112th Congress (2011-2012), H.Res. 147, H.Res. 496. H.Res. 147 was the primary expense resolution. H.Res. 496 (agreed to 2/1/12), however, reduced total amounts authorized and 2nd session amounts authorized. Prior to agreement on H.Res. 496, "Authorization" and "2nd Session" were identical to "Request" and "2nd session" request. Amounts rounded to nearest dollar.

Notes: Committees are listed according to their names in the 117th Congress. In the 112th Congress, the Committee on Education and Labor was known as the Committee on Education and the Workforce; the Committee on Oversight and Reform was known as the Committee on Oversight and Government Reform.

Table 7. House Committee Funding: Requests and Amounts Authorized by the House, 111th Congress

Committee	Request			Authorization			Difference
	1 st Session	2 nd Session	Total	1 st Session	2 nd Session	Total	
Agriculture	\$6,316,330	\$6,788,257	\$13,104,587	\$6,316,330	\$6,562,667	\$12,878,997	-\$225,590
Armed Services	\$8,324,646	\$9,689,641	\$18,014,287	\$7,769,820	\$8,072,843	\$15,842,663	-\$2,171,624
Budget	\$6,350,721	\$6,350,721	\$12,701,442	\$6,350,721	\$6,350,721	\$12,701,442	\$0
Education and Labor	\$8,657,750	\$9,134,360	\$17,792,110	\$8,617,490	\$8,953,572	\$17,571,062	-\$221,048
Energy and Commerce	\$11,898,160	\$13,101,000	\$24,999,160	\$11,569,181	\$12,020,379	\$23,589,560	-\$1,409,600

Committee	Request			Authorization			Difference
	1 st Session	2 nd Session	Total	1 st Session	2 nd Session	Total	
Ethics	\$2,735,247	\$2,990,361	\$5,725,608	\$2,735,247	\$2,841,922	\$5,577,169	-\$148,439
Financial Services	\$9,322,449	\$9,902,438	\$19,224,887	\$8,982,361	\$9,332,673	\$18,315,034	-\$909,853
Foreign Affairs	\$10,336,207	\$11,102,856	\$21,439,063	\$9,243,406	\$9,603,899	\$18,847,305	-\$2,591,758
Homeland Security	\$8,718,127	\$9,114,309	\$17,832,436	\$8,718,127	\$9,058,134	\$17,776,261	-\$56,175
House Administration	\$5,544,451	\$5,930,980	\$11,475,431	\$5,428,881	\$5,640,608	\$11,069,489	-\$405,942
Judiciary	\$9,336,600	\$9,716,300	\$19,052,900	\$9,238,436	\$9,598,735	\$18,837,171	-\$215,729
Natural Resources	\$8,127,068	\$8,533,421	\$16,660,489	\$8,125,517	\$8,442,412	\$16,567,929	-\$92,560
Oversight and Reform	\$11,445,179	\$12,508,047	\$23,953,226	\$10,957,956	\$11,385,317	\$22,343,273	-\$1,609,953
Rules	\$3,538,663	\$3,602,358	\$7,141,021	\$3,538,663	\$3,602,358	\$7,141,021	\$0
Science, Space, and Technology	\$7,233,535	\$7,956,888	\$15,190,423	\$6,890,114	\$7,158,828	\$14,048,942	-\$1,141,481
Small Business	\$3,674,274	\$4,246,445	\$7,920,719	\$3,548,839	\$3,687,243	\$7,236,082	-\$684,637
Transportation and Infrastructure	\$10,258,942	\$10,771,889	\$21,030,831	\$10,237,447	\$10,636,707	\$20,874,154	-\$156,677
Veterans' Affairs	\$3,812,691	\$4,031,999	\$7,844,690	\$3,761,006	\$3,907,685	\$7,668,691	-\$175,999
Ways and Means	\$10,141,137	\$10,648,194	\$20,789,331	\$10,119,889	\$10,514,565	\$20,634,454	-\$154,877
Permanent Select Committee on Intelligence	\$5,387,500	\$5,462,500	\$10,850,000	\$5,387,500	\$5,462,500	\$10,850,000	\$0
Select Energy Independence and Global Warming	\$2,096,900	\$2,070,600	\$4,167,500	\$2,096,900	\$2,070,600	\$4,167,500	\$0

Sources: Data taken from individual committee funding resolutions introduced in the House for the 111th Congress (2009-2010); H.Res. 279.

Notes: Committees are listed according to their names in the 117th Congress. In the 111th Congress, the Committee on Oversight and Reform was known as the Committee on Oversight and Government Reform; the Committee on Ethics was known as the Committee on Standards of Official Conduct; and the Committee on Science, Space, and Technology was known as the Committee on Science and Technology.

Table 8. House Committee Funding: Requests and Amounts Authorized by the House, 110th Congress

Committee	Request			Authorization			Difference
	1 st Session	2 nd Session	Total	1 st Session	2 nd Session	Total	
Agriculture	\$5,954,462	\$6,444,293	\$12,398,755	\$5,910,765	\$6,084,541	\$11,995,306	-\$403,449
Armed Services	\$6,883,959	\$8,585,045	\$15,469,004	\$7,203,581	\$7,415,366	\$14,618,947	-\$850,057
Budget	\$6,013,239	\$6,013,239	\$12,026,478	\$6,169,343	\$6,350,721	\$12,520,064	\$493,586
Education and Labor	\$8,025,500	\$8,308,750	\$16,334,250	\$7,989,475	\$8,224,365	\$16,213,840	-\$120,410
Energy and Commerce	\$11,013,668	\$11,460,946	\$22,474,614	\$10,375,603	\$10,680,646	\$21,056,249	-\$1,418,365
Ethics	\$2,996,561	\$3,122,740	\$6,119,301	\$2,460,915	\$2,533,266	\$4,994,181	-\$1,125,120
Financial Services	\$8,029,517	\$8,546,193	\$16,575,710	\$7,977,303	\$8,211,835	\$16,189,138	-\$386,572
Foreign Affairs	\$8,762,228	\$9,191,577	\$17,953,805	\$8,569,776	\$8,821,728	\$17,391,504	-\$562,301
Homeland Security	\$8,132,028	\$8,379,849	\$16,511,877	\$8,105,057	\$8,343,346	\$16,448,403	-\$63,474
House Administration	\$5,033,242	\$5,181,219	\$10,214,461	\$5,033,242	\$5,181,219	\$10,214,461	\$0
Judiciary	\$8,165,484	\$8,492,103	\$16,657,587	\$8,055,250	\$8,292,074	\$16,347,324	-\$310,263
Natural Resources	\$7,638,213	\$7,943,738	\$15,581,951	\$7,533,355	\$7,754,836	\$15,288,191	-\$293,760
Oversight and Reform	\$10,790,667	\$12,085,547	\$22,876,214	\$10,644,994	\$10,957,956	\$21,602,950	-\$1,273,264
Rules	\$3,357,198	\$3,424,342	\$6,781,540	\$3,376,815	\$3,476,093	\$6,852,908	\$71,368
Science, Space, and Technology	\$6,475,402	\$6,734,418	\$13,209,820	\$6,387,984	\$6,575,791	\$12,963,775	-\$246,045
Small Business	\$3,009,086	\$3,248,324	\$6,257,410	\$2,939,758	\$3,026,187	\$5,965,945	-\$291,465
Transportation and Infrastructure	\$9,528,749	\$10,195,762	\$19,724,511	\$9,491,374	\$9,770,421	\$19,261,795	-\$462,716
Veterans' Affairs	\$3,398,686	\$3,534,633	\$6,933,319	\$3,486,916	\$3,589,431	\$7,076,347	\$143,028
Ways and Means	\$9,785,129	\$10,274,385	\$20,059,514	\$9,382,384	\$9,658,226	\$19,040,610	-\$1,018,904
Permanent Select Committee on Intelligence	\$5,077,000	\$5,332,000	\$10,409,000	\$5,157,724	\$5,309,361	\$10,467,085	\$58,085
Select Energy Independence and Global Warming	-	-	-	\$1,666,667	\$2,058,800	\$3,725,467	-

Sources: Data taken from individual committee funding resolutions introduced in the House for the 110th Congress (2007-2008); H.Res. 202.

Notes: Committees are listed according to their names in the 117th Congress. In the 110th Congress, the Committee on Ethics was known as the Committee on Standards of Official Conduct; the Committee on Oversight and Reform was known as the Committee on Oversight and Government Reform; and the Committee on Science, Space, and Technology was known as the Committee on Science and Technology.

Table 9. House Committee Funding: Requests and Amounts Authorized by the House, 109th Congress

Committee	Request			Authorization			Difference
	1 st Session	2 nd Session	Total	1 st Session	2 nd Session	Total	
Agriculture	\$5,595,604	\$5,966,877	\$11,562,481	\$5,495,805	\$5,761,204	\$11,257,009	-\$305,472
Armed Services	\$6,387,373	\$6,945,764	\$13,333,137	\$6,292,249	\$6,533,959	\$12,826,208	-\$506,929
Budget	\$6,013,239	\$6,013,239	\$12,026,478	\$6,013,239	\$6,013,239	\$12,026,478	\$0
Education and Labor	\$7,708,622	\$7,784,664	\$15,493,286	\$7,705,970	\$7,787,316	\$15,493,286	\$0
Energy and Commerce	\$10,297,200	\$11,090,876	\$21,388,076	\$9,812,619	\$10,113,068	\$19,925,687	-\$1,462,389
Ethics	\$2,300,779	\$2,467,955	\$4,768,734	\$1,891,890	\$2,398,646	\$4,290,536	-\$478,198
Financial Services	\$7,831,097	\$8,296,880	\$16,127,977	\$7,427,648	\$7,775,452	\$15,203,100	-\$924,877
Foreign Affairs	\$9,092,015	\$9,777,770	\$18,869,785	\$7,946,084	\$8,352,934	\$16,299,018	-\$2,570,767
Homeland Security	\$7,462,855	\$8,324,639	\$15,787,494	\$6,100,026	\$7,899,974	\$14,000,000	-\$1,787,494
House Administration	\$4,822,199	\$5,278,953	\$10,101,152	\$4,648,683	\$4,905,885	\$9,554,568	-\$546,584
Judiciary	\$8,972,238	\$9,290,962	\$18,263,201	\$7,461,565	\$7,851,427	\$15,312,992	-\$2,950,209
Natural Resources	\$7,289,521	\$7,516,413	\$14,805,934	\$7,178,224	\$7,342,738	\$14,520,962	-\$284,972
Oversight and Reform	\$10,624,500	\$10,724,500	\$21,349,000	\$10,121,443	\$10,375,642	\$20,497,085	-\$851,915
Rules	\$3,176,144	\$3,189,456	\$6,365,600	\$3,074,229	\$3,291,371	\$6,365,600	\$0
Science, Space, and Technology	\$6,388,306	\$6,758,546	\$13,146,852	\$6,101,648	\$6,226,348	\$12,327,996	-\$818,856
Small Business	\$2,987,331	\$3,046,727	\$6,034,058	\$2,721,600	\$2,865,373	\$5,586,973	-\$447,085
Transportation and Infrastructure	\$9,007,388	\$9,574,717	\$18,582,105	\$8,856,869	\$9,251,213	\$18,108,082	-\$474,023
Veterans' Affairs	\$3,832,415	\$4,100,666	\$7,933,081	\$3,075,732	\$3,398,686	\$6,474,418	-\$1,458,663
Ways and Means	\$8,732,509	\$9,086,985	\$17,819,494	\$8,674,514	\$9,144,980	\$17,819,494	\$0
Permanent Select Committee on Intelligence	\$4,438,939	\$5,436,490	\$9,875,429	\$4,500,653	\$5,027,217	\$9,527,870	-\$347,559

Sources: Data taken from committee funding resolutions introduced in the House for the 109th Congress (2005-2006); H.Res. 224.

Notes: Committees are listed according to their names in the 117th Congress. In the 109th Congress, the Committee on Education and Labor was known as the Committee on Education and the Workforce; the Committee on Ethics was known as the Committee on Standards of Official Conduct; the Committee on Foreign Affairs was known as the Committee on International Relations; the Committee on Oversight and Reform was known as the Committee on Government Reform; the Committee on Natural Resources was known as the Committee on Resources; and the Committee on Science, Space, and Technology was known as the Committee on Science.

Table 10. House Committee Funding: Requests and Amounts Authorized by the House, 108th Congress

Committee	Request			Authorization			Difference
	1 st Session	2 nd Session	Total	1 st Session	2 nd Session	Total	
Agriculture	\$5,292,225	\$5,331,415	\$10,623,640	\$5,084,900	\$5,242,632	\$10,327,532	-\$296,108
Armed Services	\$5,943,675	\$6,434,005	\$12,377,680	\$5,871,876	\$6,059,481	\$11,931,357	-\$446,323
Budget	\$5,894,010	\$5,975,554	\$11,869,564	\$5,856,333	\$6,013,239	\$11,869,572	\$8
Education and Labor	\$7,398,237	\$7,523,946	\$14,922,183	\$7,047,896	\$7,625,475	\$14,673,371	-\$248,812
Energy and Commerce	\$9,385,902	\$9,731,721	\$19,117,623	\$9,101,042	\$9,521,097	\$18,622,139	-\$495,484
Ethics	\$1,636,825	\$1,806,325	\$3,443,150	\$1,527,825	\$1,543,425	\$3,071,250	-\$371,900
Financial Services	\$8,144,280	\$8,851,207	\$16,995,487	\$6,601,085	\$7,095,402	\$13,696,487	-\$3,299,000
Foreign Affairs	\$7,693,249	\$8,344,746	\$16,037,995	\$6,993,645	\$7,559,050	\$14,552,695	-\$1,485,300
Homeland Security	\$5,657,656	\$5,371,131	\$11,028,787	\$5,366,866	\$5,585,921	\$10,952,787	-\$76,000
House Administration	\$5,028,573	\$5,346,401	\$10,374,974	\$4,122,092	\$4,404,965	\$8,527,057	-\$1,847,917
Judiciary	\$8,422,720	\$8,825,346	\$17,248,066	\$6,957,554	\$7,091,062	\$14,048,616	-\$3,199,450
Natural Resources	\$7,360,564	\$7,549,963	\$14,910,527	\$6,492,029	\$7,017,395	\$13,509,424	-\$1,401,103
Oversight and Reform	\$10,000,000	\$10,400,000	\$20,400,000	\$9,740,963	\$9,873,472	\$19,614,435	-\$785,565
Rules	\$2,816,332	\$2,852,979	\$5,669,311	\$2,797,898	\$2,871,413	\$5,669,311	\$0
Science, Space, and Technology	\$6,072,465	\$6,229,225	\$12,301,690	\$5,711,401	\$5,979,444	\$11,690,845	-\$610,845
Small Business	\$3,080,591	\$3,291,417	\$6,372,008	\$2,535,261	\$2,585,041	\$5,120,302	-\$1,251,706
Transportation and Infrastructure	\$8,722,428	\$8,960,077	\$17,682,505	\$7,982,558	\$8,479,334	\$16,461,892	-\$1,220,613

Committee	Request			Authorization			Difference
	1 st Session	2 nd Session	Total	1 st Session	2 nd Session	Total	
Veterans' Affairs	\$3,225,344	\$3,551,273	\$6,776,617	\$2,703,328	\$2,783,466	\$5,486,794	-\$1,289,823
Ways and Means	\$8,063,151	\$8,458,168	\$16,521,319	\$7,908,037	\$8,228,251	\$16,136,288	-\$385,031
Permanent Select Committee on Intelligence	\$3,773,567	\$4,036,163	\$7,809,730	\$3,780,487	\$4,029,243	\$7,809,730	\$0

Sources: Data taken from committee funding resolutions introduced in the House for the 108th Congress (2003-2004); H.Res. 110; H.Res. 148.

Notes: Committees are listed according to their names and types in the 117th Congress. In the 108th Congress, the Committee on Education and Labor was known as the Committee on Education and the Workforce; the Committee on Ethics was known as the Committee on Standards of Official Conduct; the Committee on Foreign Affairs was known as the Committee on International Relations; the Committee on Oversight and Reform was known as the Committee on Government Reform; the Committee on Natural Resources was known as the Committee on Resources; and the Committee on Science, Space, and Technology was known as the Committee on Science. The Committee on Homeland Security was a select committee.

Table 11. House Committee Funding: Requests and Amounts Authorized by the House, 107th Congress

Committee	Request			Authorization			Difference
	1 st Session	2 nd Session	Total	1 st Session	2 nd Session	Total	
Agriculture	\$4,918,497	\$5,091,900	\$10,010,397	\$4,675,093	\$4,931,913	\$9,607,006	-\$403,391
Armed Services	\$5,182,597	\$5,665,080	\$10,847,677	\$5,182,597	\$5,690,080	\$10,872,677	\$25,000
Budget	\$5,513,305	\$5,708,608	\$11,221,913	\$5,403,522	\$5,703,521	\$11,107,043	-\$114,870
Education and Labor	\$8,137,966	\$7,452,904	\$15,590,870	\$7,059,821	\$6,514,065	\$13,573,886	-\$2,016,984
Energy and Commerce	\$8,938,911	\$9,874,564	\$18,813,475	\$8,527,251	\$8,699,519	\$17,226,770	-\$1,586,705
Ethics	\$1,383,708	\$1,537,383	\$2,921,091	\$1,358,708	\$1,512,383	\$2,871,091	-\$50,000
Financial Services	\$7,568,506	\$7,526,923	\$15,095,429	\$5,705,025	\$6,141,206	\$11,846,231	-\$3,249,198
Foreign Affairs	\$7,003,845	\$7,491,411	\$14,495,256	\$6,202,095	\$6,470,531	\$12,672,626	-\$1,822,630
House Administration	\$3,765,460	\$4,093,846	\$7,859,306	\$3,560,662	\$3,857,383	\$7,418,045	-\$441,261
Judiciary	\$7,595,624	\$7,894,624	\$15,490,248	\$6,339,902	\$6,826,561	\$13,166,463	-\$2,323,785
Natural Resources	\$5,804,266	\$6,175,994	\$11,980,260	\$5,595,266	\$6,005,994	\$11,601,260	-\$379,000
Oversight and Reform	\$10,692,000	\$11,150,000	\$21,842,000	\$9,810,000	\$9,610,233	\$19,420,233	-\$2,421,767

Committee	Request			Authorization			Difference
	1 st Session	2 nd Session	Total	1 st Session	2 nd Session	Total	
Rules	\$2,644,509	\$2,726,264	\$5,370,773	\$2,644,509	\$2,726,264	\$5,370,773	\$0
Science, Space, and Technology	\$6,000,079	\$6,254,222	\$12,254,302	\$5,172,668	\$5,455,373	\$10,628,041	-\$1,626,260
Small Business	\$2,312,344	\$2,486,439	\$4,798,783	\$2,312,344	\$2,486,439	\$4,798,783	\$0
Transportation and Infrastructure	\$7,873,320	\$8,686,242	\$16,559,562	\$6,964,664	\$7,514,887	\$14,479,551	-\$2,080,011
Veterans' Affairs	\$2,576,765	\$2,696,248	\$5,273,013	\$2,516,765	\$2,625,498	\$5,142,263	-\$130,750
Ways and Means	\$8,014,668	\$8,063,090	\$16,077,758	\$7,228,481	\$7,520,407	\$14,748,888	-\$1,328,870
Permanent Select Committee on Intelligence	\$3,660,022	\$3,815,052	\$7,475,074	\$3,407,986	\$3,547,088	\$6,955,074	-\$520,000

Sources: Data taken from committee funding resolutions introduced in the House for the 107th Congress (2001-2002); H.Res. 84.

Notes: Committees are listed according to their names in the 117th Congress. In the 107th Congress, the Committee on Education and Labor was known as the Committee on Education and the Workforce; the Committee on Ethics was known as the Committee on Standards of Official Conduct; the Committee on Foreign Affairs was known as the Committee on International Relations; the Committee on Oversight and Reform was known as the Committee on Government Reform; the Committee on Natural Resources was known as the Committee on Resources; and the Committee on Science, Space, and Technology was known as the Committee on Science.

Table 12. House Committee Funding: Requests and Amounts Authorized by the House, 106th Congress

Committee	Request			Authorization			Difference
	1 st Session	2 nd Session	Total	1 st Session	2 nd Session	Total	
Agriculture	\$4,175,983	\$4,388,510	\$8,564,493	\$4,101,062	\$4,312,971	\$8,414,033	-\$150,460
Armed Services	\$5,114,079	\$5,485,776	\$10,599,855	\$5,047,079	\$5,295,602	\$10,342,681	-\$257,174
Budget	\$4,970,000	\$4,970,000	\$9,940,000	\$4,970,000	\$4,970,000	\$9,940,000	\$0
Education and Labor	\$6,427,328	\$5,955,241	\$12,382,570	\$5,908,749	\$5,291,748	\$11,200,497	-\$1,182,073
Energy and Commerce	\$7,597,758	\$7,939,657	\$15,537,415	\$7,564,812	\$7,720,301	\$15,285,113	-\$252,302
Ethics	\$1,382,916	\$1,477,999	\$2,860,915	\$1,272,416	\$1,360,499	\$2,632,915	-\$228,000
Financial Services	\$4,782,996	\$4,942,259	\$9,725,255	\$4,552,023	\$4,755,498	\$9,307,521	-\$417,734
Foreign Affairs	\$5,776,761	\$5,882,594	\$11,659,355	\$5,635,000	\$5,678,531	\$11,313,531	-\$345,824

Committee	Request			Authorization			Difference
	1st Session	2nd Session	Total	1st Session	2nd Session	Total	
House Administration	\$3,055,255	\$3,251,965	\$6,307,220	\$2,980,255	\$3,271,616	\$6,251,871	-\$55,349
Judiciary	\$6,523,985	\$7,051,954	\$13,575,939	\$5,787,394	\$6,364,881	\$12,152,275	-\$1,423,664
Natural Resources	\$5,530,746	\$5,739,592	\$11,270,338	\$5,208,851	\$5,359,057	\$10,567,908	-\$702,430
Oversight and Reform	\$10,301,933	\$10,726,980	\$21,028,913	\$9,773,233	\$9,997,000	\$19,770,233	-\$1,258,680
Rules	\$2,488,522	\$2,580,902	\$5,069,424	\$2,488,522	\$2,580,902	\$5,069,424	\$0
Science, Space, and Technology	\$4,453,861	\$4,564,465	\$9,018,326	\$4,410,560	\$4,521,166	\$8,931,726	-\$86,600
Small Business	\$2,094,868	\$2,304,167	\$4,399,035	\$2,037,466	\$2,111,414	\$4,148,880	-\$250,155
Transportation and Infrastructure	\$7,049,818	\$7,489,442	\$14,539,260	\$6,410,069	\$6,810,069	\$13,220,138	-\$1,319,122
Veterans' Affairs	\$2,497,291	\$2,723,609	\$5,220,900	\$2,334,800	\$2,400,335	\$4,735,135	-\$485,765
Ways and Means	\$5,833,436	\$6,127,440	\$11,960,876	\$5,814,367	\$6,115,971	\$11,930,338	-\$30,538
Permanent Select Committee on Intelligence	\$2,609,105	\$2,759,925	\$5,369,030	\$2,514,916	\$2,649,528	\$5,164,444	-\$204,586
Reserve Fund	-	-	-	-	-	\$3,000,000	-

Sources: Data taken from committee funding resolutions introduced in the House for the 106th Congress (1999-2000); H.Res. 101.

Notes: Committees are listed according to their names in the 117th Congress. In the 106th Congress, the Committee on Education and Labor was known as the Committee on Education and the Workforce; the Committee on Ethics was known as the Committee on Standards of Official Conduct; the Committee on Foreign Affairs was known as the Committee on International Relations; the Committee on Oversight and Reform was known as the Committee on Government Reform; the Committee on Natural Resources was known as the Committee on Resources; and the Committee on Science, Space, and Technology was known as the Committee on Science.

Table 13. House Committee Funding: Requests and Amounts Authorized by the House, 105th Congress

Committee	Request			Authorization			Difference
	1 st Session	2 nd Session	Total	1 st Session	2 nd Session	Total	
Agriculture	\$3,851,039	\$3,941,123	\$7,792,162	\$3,791,039	\$3,865,123	\$7,656,162	-\$136,000
Armed Services	\$5,145,928	\$5,522,712	\$10,668,640	\$4,719,454	\$5,002,291	\$9,721,745	-\$946,895
Budget	\$4,970,000	\$4,970,000	\$9,940,000	\$4,970,000	\$4,970,000	\$9,940,000	\$0
Education and Labor	\$5,227,342	\$5,341,815	\$10,569,157	\$5,002,127	\$5,122,986	\$10,125,113	-\$444,044
Energy and Commerce	\$7,179,440	\$7,492,098	\$14,671,538	\$7,122,959	\$7,412,447	\$14,535,406	-\$136,132
Ethics	\$1,237,300	\$1,202,000	\$2,439,300	\$1,276,300	\$1,180,000	\$2,456,300	\$17,000
Financial Services	\$4,568,817	\$4,845,967	\$9,414,785	\$4,363,817	\$4,537,800	\$8,901,617	-\$513,168
Foreign Affairs	\$5,433,555	\$5,717,337	\$11,150,892	\$5,145,358	\$5,223,000	\$10,368,358	-\$782,534
House Administration	\$3,133,200	\$3,027,746	\$6,160,946	\$3,042,603	\$3,007,746	\$6,050,349	-\$110,597
Judiciary	\$5,732,403	\$6,304,643	\$12,037,046	\$5,054,800	\$5,549,241	\$10,604,041	-\$1,433,005
Natural Resources	\$5,058,524	\$5,360,013	\$10,418,537	\$4,800,014	\$5,076,536	\$9,876,550	-\$541,987
Oversight and Reform	\$11,702,573	\$8,317,999	\$20,020,572	\$11,702,573	\$8,317,999	\$20,020,572	\$0
Rules	\$2,306,407	\$2,342,695	\$4,649,102	\$2,306,407	\$2,342,695	\$4,649,102	\$0
Science, Space, and Technology	\$4,519,172	\$4,609,555	\$9,128,727	\$4,263,672	\$4,414,158	\$8,677,830	-\$450,897
Small Business	\$2,014,818	\$2,084,999	\$4,099,817	\$1,936,471	\$1,970,470	\$3,906,941	-\$192,876
Transportation and Infrastructure	\$7,042,725	\$7,053,557	\$14,096,282	\$5,992,229	\$6,192,230	\$12,184,459	-\$1,911,823
Veterans' Affairs	\$2,744,855	\$2,999,902	\$5,744,757	\$2,084,368	\$2,259,792	\$4,344,160	-\$1,400,597
Ways and Means	\$5,472,622	\$5,690,907	\$11,163,529	\$5,366,700	\$5,670,207	\$11,036,907	-\$126,622
Permanent Select Committee on Intelligence	\$2,420,040	\$2,519,486	\$4,939,526	\$2,358,040	\$2,457,486	\$4,815,526	-\$124,000
Reserve Fund	-	-	-	-	-	\$7,900,000	-

Sources: Data taken from committee funding resolutions introduced in the House for the 105th Congress (1997-1998); H.Res. 91; H.Res. 129.

Notes: Committees are listed according to their names in the 117th Congress. In the 105th Congress, the Committee on Education and Labor was known as the Committee on Education and the Workforce; the Committee on Ethics was known as the Committee on Standards of Official Conduct; the Committee on Foreign Affairs was known as the Committee on International Relations; the Committee on House Administration was known as the committee on House Oversight; the Committee on Oversight and Reform was known as the Committee on Government Reform; the Committee on Natural Resources was known as the Committee on Resources; and the Committee on Science, Space, and Technology was known as the Committee on Science.

Table 14. House Committee Funding: Requests and Amounts Authorized by the House, 104th Congress

Committee	Request			Authorization			Difference
	1 st Session	2 nd Session	Total	1 st Session	2 nd Session	Total	
Agriculture	\$3,961,388	\$3,628,751	\$7,590,139	\$3,866,148	\$3,540,751	\$7,406,899	-\$183,240
Armed Services	\$4,769,362	\$5,212,253	\$9,981,615	\$4,245,134	\$4,840,609	\$9,085,743	-\$895,872
Budget	\$5,013,000	\$5,025,000	\$10,038,000	\$4,940,000	\$4,972,000	\$9,912,000	-\$126,000
Education and Labor	\$4,815,332	\$4,871,943	\$9,687,275	\$4,777,196	\$4,844,343	\$9,621,539	-\$65,736
Energy and Commerce	\$7,625,910	\$8,022,667	\$15,648,577	\$6,663,227	\$7,023,596	\$13,686,823	-\$1,961,754
Ethics	\$1,063,650	\$1,026,500	\$2,090,150	\$1,009,450	\$1,551,700	\$2,561,150	\$471,000
Financial Services	\$4,286,579	\$4,499,475	\$8,786,054	\$4,161,579	\$4,483,475	\$8,645,054	-\$141,000
Foreign Affairs	\$5,097,254	\$5,454,621	\$10,551,875	\$4,953,472	\$5,074,621	\$10,028,093	-\$523,782
House Administration	\$3,250,783	\$3,143,338	\$6,394,121	\$3,092,920	\$3,084,688	\$6,177,608	-\$216,513
Judiciary	\$4,672,187	\$5,011,003	\$9,683,190	\$4,577,187	\$4,976,003	\$9,553,190	-\$130,000
Natural Resources	\$5,210,815	\$5,715,568	\$10,926,383	\$4,795,970	\$4,792,983	\$9,588,953	-\$1,337,430
Oversight and Reform	\$6,618,689	\$7,021,168	\$13,639,857	\$6,576,369	\$6,943,668	\$13,520,037	-\$119,820
Rules	\$2,200,567	\$2,235,250	\$4,435,817	\$2,199,567	\$2,234,250	\$4,433,817	-\$2,000
Science, Space, and Technology	\$4,211,654	\$4,431,172	\$8,642,826	\$3,991,154	\$4,420,172	\$8,411,326	-\$231,500
Small Business	\$1,873,290	\$1,939,290	\$3,812,580	\$1,863,290	\$1,928,290	\$3,791,580	-\$21,000
Transportation and Infrastructure	\$6,057,934	\$6,356,535	\$12,414,469	\$5,386,171	\$5,492,810	\$10,878,981	-\$1,535,488
Veterans' Affairs	\$2,084,500	\$2,257,105	\$4,341,605	\$2,024,500	\$2,196,105	\$4,220,605	-\$121,000

Committee	Request			Authorization			Difference
	1 st Session	2 nd Session	Total	1 st Session	2 nd Session	Total	
Ways and Means	\$4,976,231	\$5,362,109	\$10,338,340	\$4,916,740	\$5,302,618	\$10,219,358	-\$118,982
Permanent Select Committee on Intelligence	\$2,277,210	\$2,344,880	\$4,622,090	\$2,226,210	\$2,293,680	\$4,519,890	-\$102,200

Sources: Data taken from committee funding resolutions introduced in the House for the 104th Congress (1995-1996); H.Res. 107; H.Res. 377.

Notes: Committees are listed according to their names in the 117th Congress. In the 104th Congress, the Committee on Education and Labor was known as the Committee on Education and the Workforce; the Committee on Ethics was known as the Committee on Standards of Official Conduct; the Committee on Foreign Affairs was known as the Committee on International Relations; the Committee on House Administration was known as the committee on House Oversight; the Committee on Oversight and Reform was known as the Committee on Government Reform; the Committee on Natural Resources was known as the Committee on Resources; and the Committee on Science, Space, and Technology was known as the Committee on Science.

Author Information

Ida A. Brudnick
Specialist on the Congress

Acknowledgments

Former CRS Analyst William T. Egar previously authored this report. The listed author is available to answer inquiries on the subject from congressional requesters.

Disclaimer

This document was prepared by the Congressional Research Service (CRS). CRS serves as nonpartisan shared staff to congressional committees and Members of Congress. It operates solely at the behest of and under the direction of Congress. Information in a CRS Report should not be relied upon for purposes other than public understanding of information that has been provided by CRS to Members of Congress in connection with CRS's institutional role. CRS Reports, as a work of the United States Government, are not subject to copyright protection in the United States. Any CRS Report may be reproduced and distributed in its entirety without permission from CRS. However, as a CRS Report may include copyrighted images or material from a third party, you may need to obtain the permission of the copyright holder if you wish to copy or otherwise use copyrighted material.