

# The Impact of a “Fully Refundable” Child Tax Credit

Updated November 24, 2021

Congress is currently considering an extension of temporary changes to the child tax credit that were enacted for 2021 under the American Rescue Plan Act (ARPA; P.L. 117-2). ARPA made [three changes to the child credit](#) that affect the credit amount taxpayers will receive (1) extending the eligibility age of qualifying children to include 17-year-olds; (2) increasing the maximum amount of the credit, with a larger maximum credit for young children; and (3) eliminating the prior-law formula for the refundable portion of the credit. This third change is sometimes referred to as making the credit “fully refundable.” (The law also temporarily changed [how the credit is being delivered](#) for 2021.)

The [Biden Administration](#) had proposed making full refundability permanent while temporarily extending other provisions of the ARPA expansion for four more years, through the end of 2025. A similar proposal was included in [proposed legislation released on September 10](#) by Chairman Neal of the Ways and Means Committee. The House-passed Build Back Better Act (BBBA; [H.R. 5376](#)) would extend the ARPA expansion for one year—2022—and permanently make the credit fully refundable beginning in 2023.

This Insight provides an overview of what full refundability means in the context of the 2021 child credit and summarizes recent research examining the impact of full refundability.

## What is full refundability?

In the context of the ARPA-expanded child credit, full refundability means the credit is the same amount per child for low- and moderate-income taxpayers, irrespective of their income. (Higher-income taxpayers are subject to a phaseout of the credit.) Specifically, by making the child credit fully refundable for 2021, ARPA temporarily eliminated the prior-law formula used to phase in the credit for lower-income taxpayers. Under the prior-law formula, a taxpayer with more than \$2,500 of earned income was eligible to receive a partial benefit from the credit. Their benefit amount was equal to 15% of earned income above \$2,500, subject to a limit of \$1,400 per qualifying child. These aspects of the formula are illustrated in points [1](#)–[3](#) in several figures below.

Full refundability of the ARPA-expanded child credit is illustrated as a horizontal pink line at the maximum credit amount of \$3,600 per young child in the figure below. A taxpayer with one young child would be eligible for the same credit amount (\$3,600) regardless of whether they have no income,

**Congressional Research Service**

<https://crsreports.congress.gov>

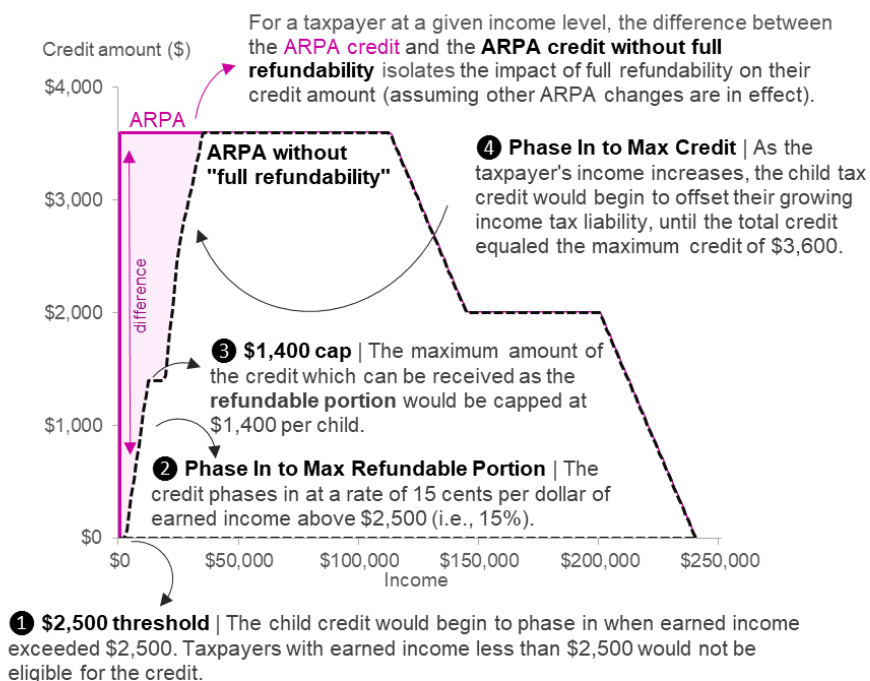
IN11752

\$10,000 of income, or \$100,000 of income. If instead all the ARPA changes had been adopted *except* full refundability, the credit amount would have phased in with earned income for low- and moderate-income taxpayers, as illustrated by the upward-sloping gray dotted line. The lowest-income taxpayers—those with \$0 of earned income—are eligible for the largest increase in the child credit as a result of full refundability (i.e., the vertical distance between the flat pink line and the upward-sloping dotted gray line is the largest). As a taxpayer's earned income increases, the additional benefit from full refundability declines.

## ARPA-Expanded Child Credit by Income for 2021

### *With* and *Without* Full Refundability

Unmarried Taxpayer with One Young Child



Source: CRS calculations based on Internal Revenue Code §24 and P.L. 117-2.

Notes: A stylized example assuming the taxpayer has one qualifying child and all income is earned income, with no other sources of income and no above-the-line deductions claimed. Unmarried taxpayers with child credit-qualifying children are assumed in this example to file as head of household.

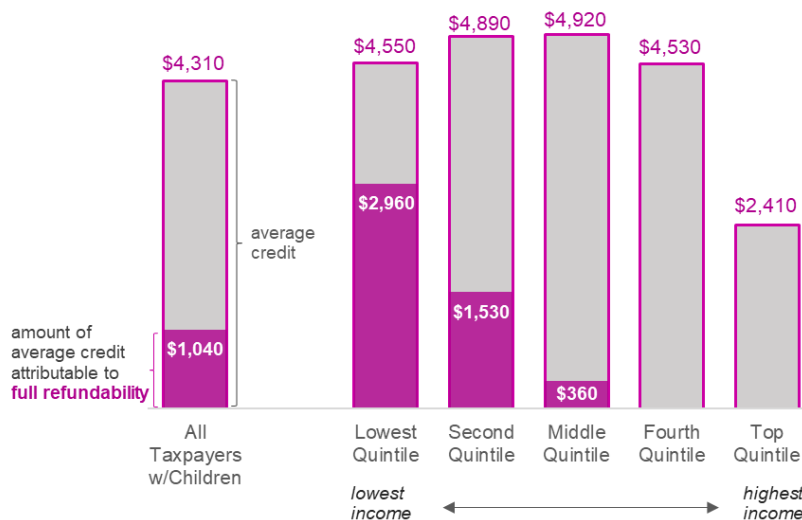
The refundable portion of the credit is the amount of the credit that exceeds income tax liability and is often referred to as the additional child tax credit or ACTC. The nonrefundable portion of the credit is the amount of the credit which reduces income tax liability. The sum of the refundable portion (capped at \$1,400 per child) and the nonrefundable portion cannot exceed the overall maximum credit of \$3,600 per young child.

## What is the impact of full refundability of the child tax credit?

The [Tax Policy Center \(TPC\)](#) estimates full refundability of the ARPA-expanded child credit increases the average credit amount by \$1,040 (from \$3,270 to \$4,310) among taxpayers with children, as illustrated in the figure below. According to these estimates, full refundability results in a larger average credit for the bottom 60% of taxpayers, with larger average increases for lower-income taxpayers. The lowest-income taxpayers with children are estimated to receive the largest benefits from full refundability. The lowest-income 20% of taxpayers (i.e., the lowest quintile) receive a credit that is more than twice as large on

average because of full refundability (an average credit of \$4,550 under ARPA, of which \$2,960 is attributable to full refundability). The remainder of the increase in the average credit is attributable to the larger per-child credit and expanded eligibility to include 17-year-olds.

### ARPA-Expanded Child Credit by Income Quintile Taxpayers with Children



**Source:** CRS calculations based on estimates from the Tax Policy Center, Tables T21-0227 and Table T21-0229.  
**Notes:** Includes both filing and nonfiling taxpayers (i.e., tax units). The income percentile classes used in this figure are based on the income distribution for the entire population and contain an equal number of people, not tax units. The incomes used are adjusted for family size by dividing by the square root of the number of people in the tax unit. The resulting percentile breaks are (in 2020 dollars): 20%, \$18,900; 40%, \$37,100; 60%, \$64,400; 80%, \$108,400; 90%, \$157,400; 95%, \$221,300; 99%, \$514,100; 99.9%, \$2,261,800.

Full refundability results in the largest increase in the credit amount for the poorest taxpayers. It also expands eligibility to the poorest taxpayers—those with less than \$2,500 of earned income—who were previously ineligible for the credit. [Research suggests](#) that before ARPA about a third of all children lived in households whose low incomes made them ineligible for the maximum child credit amount (\$2,000 per child at the time). [CRS research](#) suggests that full refundability is a major factor in the poverty reduction impact of the ARPA-expanded child credit, both in terms of the prevalence and depth of child poverty. The [Center on Budget and Policy Priorities](#) estimates that the ARPA-expanded child credit *with full refundability* will lift 4.1 million children out of poverty, but *without full refundability* the credit would lift a smaller number of children—0.5 million—out of poverty (a difference of 3.6 million). The [Jain Family Institute](#) estimates a similar figure of 3.2 million children who would have remained in poverty if the ARPA-expanded child credit had not been fully refundable.

The budgetary cost of full refundability of the ARPA-expanded child credit is estimated to be about half of the total cost of the ARPA expansion, according to the [Tax Policy Center](#) (about \$53 billion per year of TPC’s estimated \$97.0 billion cost of the ARPA-expansion).

### *A fully refundable \$2,000 per child credit*

The budgetary cost of full refundability depends in part on the overall per-child benefit amount. As [Elaine Maag](#) of the Tax Policy Center notes, “If Congress keeps full refundability but reduces credit amounts to pre-ARP[A] levels [\$2,000 per child], overall benefits would be lower. But low-income families would still receive substantial benefits if the lower credit amounts were made fully refundable.” Under current

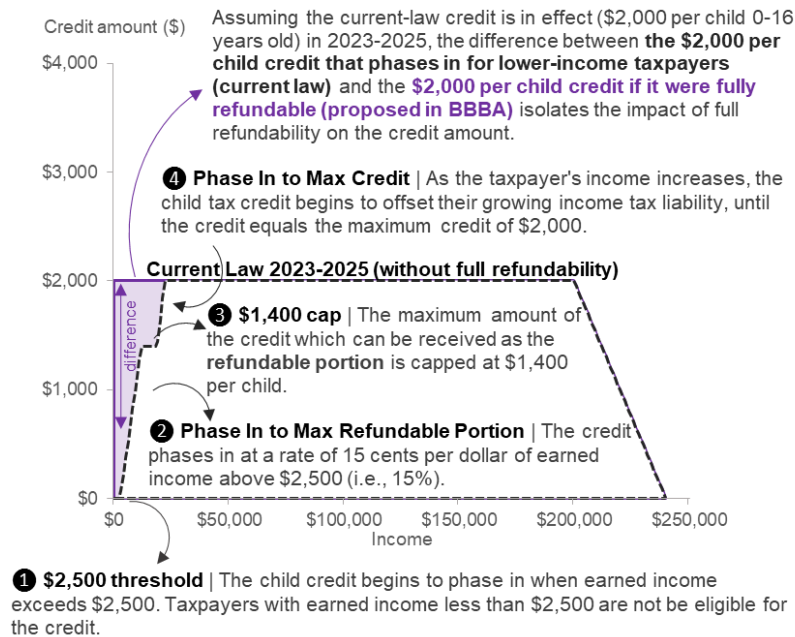
law, the maximum child tax credit is scheduled to revert to \$2,000 per child 0-16 years old from 2022 to 2025, and \$1,000 per child 0-16 years old beginning in 2026.

Estimates from the Joint Committee on Taxation (JCT) suggest that making the pre-ARPA credit (\$2,000 per child) fully refundable between 2023 and 2025, as proposed by BBBA, would cost [an additional \\$12 billion per year](#). While the benefits of this policy change would be concentrated among lower-income taxpayers (as illustrated in the figure below), the antipoverty effects would be smaller due to the smaller overall credit amount. One estimate from the [National Academy of Sciences \(NAS\)](#) suggests a benefit comparable to a \$2,000 fully refundable credit would lift 2.5 million children out of poverty.

### Child Credit by Income for 2023-2025

#### *With* and *Without* Full Refundability

Unmarried Taxpayer with One Young Child



Source: CRS calculations based on Internal Revenue Code §24 and the House-passed Build Back Better Act (BBBA; H.R. 5376).

Notes: A stylized example of what the credit amount would be for 2023-2025 under both current law and the House-passed BBBA. Example assumes the taxpayer has one qualifying child and all income is earned income, with no other sources of income and no above-the-line deductions claimed. Unmarried taxpayers with child credit-qualifying children are assumed in this example to file as head of household.

The **refundable portion** of the credit is the amount of the credit that exceeds income tax liability and is often referred to as the additional child tax credit or ACTC. The nonrefundable portion of the credit is the amount of the credit which reduces income tax liability. The sum of the refundable portion (capped at \$1,400 per child) and the nonrefundable portion cannot exceed the overall credit maximum of \$2,000 per child.

### *A fully refundable \$1,000 per child tax credit*

The [Biden Administration estimates](#) if the credit were to revert to \$1,000 per child beginning in 2026 (as it is scheduled to under current law) and were also fully refundable (which it is *not* under current law), the additional annual cost of full refundability would be less than \$3 billion a year. The JCT estimates this additional annual cost would be about [\\$3.5 billion per year](#).

## Author Information

Margot L. Crandall-Hollick  
Specialist in Public Finance

---

## Disclaimer

This document was prepared by the Congressional Research Service (CRS). CRS serves as nonpartisan shared staff to congressional committees and Members of Congress. It operates solely at the behest of and under the direction of Congress. Information in a CRS Report should not be relied upon for purposes other than public understanding of information that has been provided by CRS to Members of Congress in connection with CRS's institutional role. CRS Reports, as a work of the United States Government, are not subject to copyright protection in the United States. Any CRS Report may be reproduced and distributed in its entirety without permission from CRS. However, as a CRS Report may include copyrighted images or material from a third party, you may need to obtain the permission of the copyright holder if you wish to copy or otherwise use copyrighted material.