



**Congressional
Research Service**

Informing the legislative debate since 1914

Indigenous Peoples in Latin America: Statistical Information

Updated August 5, 2021

Congressional Research Service

<https://crsreports.congress.gov>

R46225



R46225

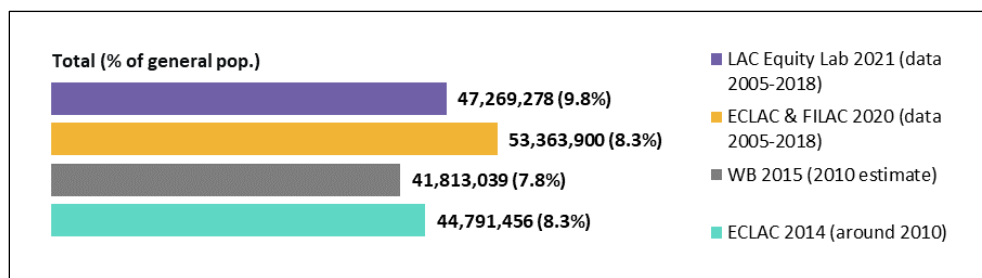
August 5, 2021

Carla Y. Davis-Castro
Research Librarian

Indigenous Peoples in Latin America: Statistical Information

This report provides statistical information on Indigenous peoples in Latin America. Data and findings vary, sometimes greatly, on all topics covered in this report, including populations and languages, socioeconomic data, land and natural resources, human rights and international legal conventions. For example the figure below shows four estimates for the Indigenous population of Latin America ranging from 41.8 million to 53.4 million. The statistics vary depending on the source methodology, changes in national censuses, the number of countries covered, and the years examined.

Indigenous Population and Percentage of General Population of Latin America



Sources: Graphic created by CRS using the World Bank’s LAC Equity Lab with webpage last updated in July 2021; ECLAC and FILAC’s 2020 *Los pueblos indígenas de América Latina - Abya Yala y la Agenda 2030 para el Desarrollo Sostenible: tensiones y desafíos desde una perspectiva territorial*; the International Bank for Reconstruction and Development and World Bank’s (WB) 2015 *Indigenous Latin America in the twenty-first century: the first decade*; and ECLAC’s 2014 *Guaranteeing Indigenous people’s rights in Latin America: Progress in the past decade and remaining challenges*.

Notes: The World Bank’s LAC Equity Lab webpage covers 14 Latin American countries. ECLAC and FILAC’s report uses national censuses from 17 countries, The World Bank report uses national censuses from 16 countries to estimate the population and notes “for countries without census data available for the end of the decade, the Indigenous population was estimated by applying the percentage of the last census to the 2010 projection of the national population.” The ECLAC report includes a table titled “Latin America (17 countries): population of Indigenous peoples according to censuses and estimates, around 2010.” The population percentage is based on the total population calculated in each source.

Definitions of Indigenous peoples also vary. The United Nations and many countries rely on self-identification of Indigenous peoples. In counting distinct groups, this report uses the term “Indigenous groups” rather than “tribe,” “nation,” “ethnic minority,” or “sociolinguistic group.”

A compilation of selected informational resources, covering languages; socioeconomics; land, natural resources, and climate change; international organizations; and human rights, is available in the appendix as well as a list of national agencies that oversee Indigenous affairs in each Central American or South American country.

Contents

Introduction	5
Terms.....	5
Population Data	6
Indigenous Groups and Languages	11
Socioeconomic Data.....	15
Access to Services.....	15
Access to Education and Work.....	18
Land and Natural Resources.....	21
Climate Change.....	22
Human Rights and Multilateral Instruments	23

Figures

Figure 1. Indigenous Population and Percentage of General Population of Latin America.....	7
Figure 2. Indigenous Population in Latin America as Percentage of General Population by Country.....	10
Figure 3. Number of Indigenous Groups in Latin America.....	12
Figure 4. Number of Indigenous Languages in Latin America	12
Figure 5. Rates of Indigenous People Living on Less than \$5.50 a Day in Select Latin American Countries.....	15
Figure 6. Electricity Access Rates in Select Latin American Countries.....	16
Figure 7. Internet Access Rates in Select Latin American Countries.....	16
Figure 8. Ownership of Dwelling Rates in Select Latin American Countries.....	17
Figure 9. Sewage Access Rates in Select Latin American Countries.....	17
Figure 10. Water Access Rates in Select Latin American Countries.....	18
Figure 11. Literacy Rates ages 18-65 in Select Latin American Countries (2021)	19
Figure 12. School Attendance Rates ages 6-25 in Select Latin American Countries (2021).....	19
Figure 13. Unemployment Rates ages 18-65 in Select Latin American Countries (2021).....	20
Figure 14. High-Skill & Low-Skill Occupation Rates ages 18-65 in Select Latin American Countries (2021).....	20

Tables

Table 1. Indigenous Populations and Percentages of General Population in Latin America by Country.....	8
Table 2. Indigenous Groups and Languages of Latin America by Country	13
Table 3. Latin America and Multilateral Instruments on Indigenous Peoples' Rights	23
Table 4. Human Rights Events and Legal Cases about the Rights of Indigenous Peoples in the Inter-American System 1996-2020	25

Table A-1. Resources on Indigenous Languages in Latin America.....	27
Table A-2. Resources on Indigenous Socioeconomics	28
Table A-3. Resources on Indigenous Land, Natural Resources, and Climate Change in Latin America.....	28
Table A-4. Resources on International Organizations and Indigenous Peoples in Latin America	30
Table A-5. Resources on Indigenous Peoples’ Human Rights in Latin America.....	31
Table B-1. Principal National Agencies Overseeing Indigenous Affairs.....	33

Appendixes

Appendix A. Data Sources and Resources Lists.....	26
Appendix B. National Agencies of Indigenous Affairs	33

Contacts

Author Information.....	34
-------------------------	----

Introduction

Congress has long been interested in the status of Indigenous peoples abroad. In 1992, the 102nd Congress enacted H.R. 5368 (P.L. 102-391) requiring the State Department’s annual human rights report to “describe the extent to which Indigenous people are able to participate in decisions affecting their lands, cultures, traditions and the allocation of natural resources, and assess the extent of protection of their civil and political rights.” Issues relating to Indigenous peoples abroad periodically have been considered in hearings focused on such topics as environmental protection, energy opportunities, and human rights.¹

This report provides statistical information on Indigenous peoples in Latin America, including populations and languages, socioeconomic data, land and natural resources, human rights, and international legal conventions. A compilation of informational resources on languages; socioeconomics; land and resources; international organizations; and human rights are available in **Appendix A**. National agencies that oversee Indigenous affairs in each country are listed in **Table B-1**.

Terms

Definitions of Indigenous peoples vary. The United Nations (U.N.) has not adopted an official definition, but instead relies on self-identification to categorize Indigenous populations around the world; many countries do the same. However, the U.N. web page dedicated to Indigenous peoples does state “Indigenous peoples are inheritors and practitioners of unique cultures and ways of relating to people and the environment. They have retained social, cultural, economic and political characteristics that are distinct from those of the dominant societies in which they live.”² The annex of the U.N. Declaration on the Rights of Indigenous Peoples states “Indigenous peoples have suffered from historic injustices as a result of, *inter alia*, their colonization and dispossession of their lands, territories and resources.”

The Organization of American States’ (OAS) American Declaration on the Rights of Indigenous Peoples repeats the U.N. Declaration language and adds “Indigenous peoples are original, diverse societies with their own identities that constitute an integral part of the Americas.” According to OAS estimates, more than 50 million people of Indigenous descent live in the Western hemisphere. This report examines those living in Latin America.

According to the *Manual for National Human Rights Institutions* that accompanied the U.N. Declaration on the Rights of Indigenous Peoples, “Indigenous peoples have argued against the adoption of a formal definition at the international level, stressing the need for flexibility and for respecting the desire and the right of each Indigenous people to define themselves.... As a

¹ For example: U.S. Congress, Senate Committee on Foreign Relations, Subcommittee on Western Hemisphere, Peace Corps, Narcotics and Terrorism, *Environmental Protection in an Era of Dramatic Economic Growth in Latin America*, 106th Cong., 2nd sess., July 25, 2000 (Washington, DC: GPO, 2000); U.S. Congress, House Committee on Foreign Affairs, Subcommittee on the Western Hemisphere, *Energy Opportunities in South America*, 115th Cong., 1st sess., May 17, 2017 (Washington, DC: GPO, 2017); U.S. Congress, Tom Lantos Commission on Human Rights, *The Rights of Indigenous Peoples in the Americas*, 116th Cong., 2nd sess., November 20, 2020 (Washington, DC: GPO, 2020).

² U.N. Department of Economic and Social Affairs, “Indigenous Peoples at the UN,” at <https://www.un.org/development/desa/Indigenouspeoples/about-us.html>.

consequence, no formal definition has been adopted in international law. A strict definition is seen as unnecessary and undesirable.”³

In counting distinct groups, this CRS report uses the term “Indigenous groups” rather than “tribe,” “nation,” “ethnic minority,” or “sociolinguistic group.”

A 2019 United Nations report notes “the persistent invisibility of Indigenous peoples” and “the need for disaggregated data” to address data limitations regarding Indigenous people around the globe. However, the report notes progress in Latin America: “only two censuses included self-identification criteria in the 1990 round, but by the 2010 round such criteria were present in 21 of them.”⁴

Despite some advances in data collection, the sources cited in this report contain data limitations, which are discussed in **Appendix A**. The countries listed in each table or graph of this report may differ from others in this report based on the information available in the sources.

Population Data

There are various sources and methodologies for estimating the population of Indigenous peoples in Latin America, including official sources based on national censuses and household surveys, and other kinds of estimates such as population projections or data from non-governmental sources. Latin America is home to an estimated 41 million to 53 million Indigenous people according to several resources published in the last seven years.⁵ A 2015 World Bank report acknowledges the gap that may exist between official and unofficial data: “official data on Indigenous people are not conclusive, as many technical and sociological difficulties persist in census data collection. Other sources based on estimates and unofficial data refer to 50 million Indigenous inhabitants in Latin America (about 10 percent of the total population). For this report, however, we will refer to the official—albeit imperfect—numbers provided by the national censuses [41.81 million].”⁶

Census projections forecast Indigenous population increases in many countries in part due to populations that are younger on average than non-Indigenous populations and in part due to an increase in self-identification.⁷ When the United Nations Economic Commission for Latin America and the Caribbean (ECLAC) published a report with the Development Fund for the

³ United Nations, *The United Nations Declaration on the Rights of Indigenous Peoples: A Manual for National Human Rights Institutions*, HR/PUB/13/2, 2013, at <https://www.ohchr.org/Documents/Issues/IPeoples/UNDRIPManualForNHRIs.pdf>. For more information about the United Nations, the International Labor Organization and the World Intellectual Property Organization, see CRS Report R43614, *Membership in the United Nations and Its Specialized Agencies*, by Luisa Blanchfield and Marjorie Ann Browne.

⁴ United Nations, *The state of the world’s Indigenous people: Implementing the United Nations Declaration on the Rights of Indigenous Peoples, 4th volume*, ST/ESA/371, 2019, at <https://social.un.org/unpfii/sowip-vol4-web.pdf>.

⁵ In this report, Latin America includes Mexico, the land mass of Central America (Belize, Guatemala, El Salvador, Honduras, Nicaragua, Costa Rica and Panama), and the land mass of South America (Colombia, Venezuela, Guyana, Suriname, Brazil, Ecuador, Peru, Bolivia, Chile, Argentina, Paraguay, and Uruguay). The exception is French Guiana, which is an overseas department of France and is not included in this report.

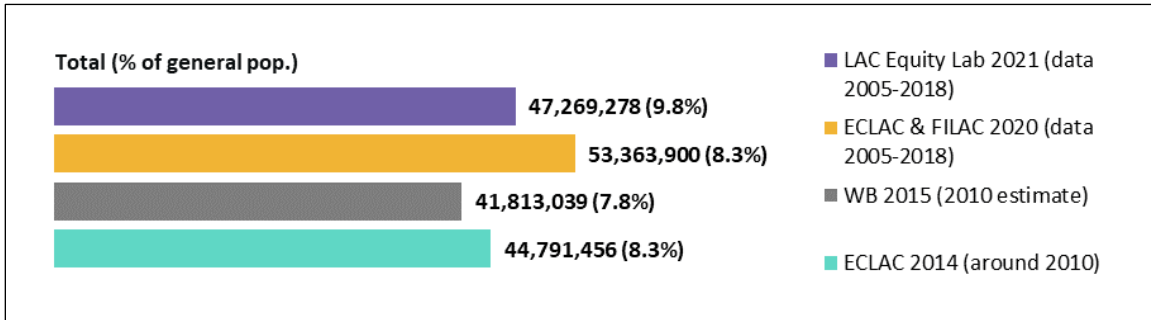
⁶ International Bank for Reconstruction and Development/World Bank, *Indigenous Latin America in the Twenty-First Century: the First Decade*, 2015, at <http://documents.worldbank.org/curated/en/2016/02/24863854/Indigenous-latin-america-twenty-first-century-first-decade>, p. 24. Hereinafter: World Bank, 2015.

⁷ Economic Commission for Latin America and the Caribbean, *Guaranteeing Indigenous people’s rights in Latin America: Progress in the past decade and remaining challenges*, November 2014, p. 40, at https://repositorio.cepal.org/bitstream/handle/11362/37051/4/S1420782_en.pdf. Hereinafter: ECLAC, 2014.

Indigenous Peoples of Latin America and the Caribbean (Spanish acronym FILAC) in 2020, the censuses reported over 53 million Indigenous people or 9.8% of the region’s total.⁸

Figure 1 illustrates the total number of Indigenous people and their share of the total population according to four sources: a 2014 ECLAC report (with population data from 2010), a 2015 World Bank Report (with population data from 2010), a 2020 ECLAC and FILAC report using census data from 2005-2018, and the World Bank’s LAC Equity Lab with data last updated in 2021 also using census data from 2005-2018.

Figure 1. Indigenous Population and Percentage of General Population of Latin America



Sources: Graphic created by CRS using the World Bank’s LAC Equity Lab with webpage last updated in July 2021; ECLAC and FILAC’s 2020 *Los pueblos indígenas de América Latina - Abya Yala y la Agenda 2030 para el Desarrollo Sostenible: tensiones y desafíos desde una perspectiva territorial*; the International Bank for Reconstruction and Development and World Bank’s (WB) 2015 *Indigenous Latin America in the twenty-first century: the first decade*; and ECLAC’s 2014 *Guaranteeing Indigenous people’s rights in Latin America: Progress in the past decade and remaining challenges*.

Notes: The World Bank’s LAC Equity Lab webpage covered 14 Latin American countries. ECLAC and FILAC’s report used national censuses from 17 countries, The World Bank report used national censuses from 16 countries to estimate the population and notes “for countries without census data available for the end of the decade, the Indigenous population was estimated by applying the percentage of the last census to the 2010 projection of the national population. The ECLAC report included a table titled “Latin America (17 countries): population of Indigenous peoples according to censuses and estimates, around 2010.” The population percentage is based on the total population calculated in each source.

Table 1 shows a breakdown by country of Indigenous populations and their share of the overall population. CRS created the following tables from several sources; publication dates and methodologies differed. The countries listed in each table may differ from other tables in this report, based on the information available in the sources.

⁸ Economic Commission for Latin America and the Caribbean and the Development Fund for the Indigenous Peoples of Latin America and the Caribbean (Fondo para el Desarrollo de los Pueblos Indígenas de América Latina y el Caribe), *Los pueblos indígenas de América Latina - Abya Yala y la Agenda 2030 para el Desarrollo Sostenible: tensiones y desafíos desde una perspectiva territorial*, 2020, at <https://www.filac.org/wp-content/uploads/2021/02/Los-Pueblos-Indigenas-de-America-ILatina-y-la-Agenda-2030-para-el-Desarrollo-SostenibleAutosaved.pdf>. Hereinafter ECLAC and FILAC, 2020.

Table I. Indigenous Populations and Percentages of General Population in Latin America by Country

Country	ECLAC 2014: Indigenous Population around 2010 (% of general pop.) ^a	WB 2015: Indigenous Population with 2010 estimate (% of general pop.) ^b	ECLAC & FILAC 2020: Indigenous Population with 2005- 2018 data (% of general pop.) ^c	LAC Equity Lab 2021: Indigenous Population with 2005- 2018 data (% of general pop.) ^d
Argentina	955,032 (2.4%)	955,032 (2.4%)	955,032 (2.4%)	926,003 (2.3%)
Bolivia	6,216,026 (62.2%)	4,115,226 (41%)	4,176,647 (41.5%)	N/A
Brazil	896,917 (0.5%)	817,963 (0.5%)	896,917 (0.5%)	821,629 (0.4%)
Chile	1,805,243 (11%)	788,935 (4.6%)	2,175,873 (12.4%)	N/A
Colombia	1,559,852 (3.4%)	1,532,678 (3.3%)	1,905,617 (4.4%)	1,905,617 (4.3%)
Costa Rica	104,143 (2.4%)	104,143 (2.4%)	104,143 (2.4%)	101,870 (2.4%)
Ecuador	1,018,176 (7%)	1,018,176 (7%)	1,018,176 (7%)	1,020,330 (7%)
El Salvador	14,408 (0.2%)	14,865 (0.2%)	13,310 (0.2%)	13,730 (0.2%)
Guatemala	5,881,009 (41%)	5,880,046 (41%)	6,491,199 (43.6%)	6,481,762 (43.6%)
Honduras	536,541 (7%)	548,727 (7.2%)	646,244 (7.8%)	601,823 (7.2%)
Mexico	16,933,283 (15.1%)	16,836,877 (15%)	25,694,928 (21.5%)	27,526,158 (23%)
Nicaragua	518,104 (8.9%)	349,333 (6%)	321,753 (6.3%)	187,840 (3.6%)
Panama	417,559 (12.3%)	417,559 (12.2%)	417,559 (12.3%)	416,080 (12.2%)
Paraguay	112,848 (1.8%)	112,848 (1.7%)	117,150 (1.8%)	N/A
Peru	7,021,271 (24%)	7,596,039 (26%)	7,628,308 (26%)	6,383,284 (24.8%)
Uruguay	76,452 (2.4%)	N/A	76,452 (2.4%)	158,560 (4.8%)

Country	ECLAC 2014: Indigenous Population around 2010 (% of general pop.) ^a	WB 2015: Indigenous Population with 2010 estimate (% of general pop.) ^b	ECLAC & FILAC 2020: Indigenous Population with 2005- 2018 data (% of general pop.) ^c	LAC Equity Lab 2021: Indigenous Population with 2005- 2018 data (% of general pop.) ^d
Venezuela	724,592 (2.7%)	724,592 (2.8%)	724,592 (2.7%)	724,592 (2.7%)
TOTAL^e	44,791,456 (8.3%)	41,813,039 (7.8%)	53,363,900 (9.8%)	47,269,278 (9.2%)

Sources: Compiled by CRS using the following sources: ECLAC’s 2014 *Guaranteeing Indigenous people’s rights in Latin America: Progress in the past decade and remaining challenges*; the World Bank Group’s (WB) 2015 *Indigenous Latin America in the twenty-first century: the first decade*; ECLAC and FILAC’s 2020 *Los pueblos indígenas de América Latina - Abya Yala y la Agenda 2030 para el Desarrollo Sostenible: tensiones y desafíos desde una perspectiva territorial*; and the World Bank’s LAC Equity Lab with webpage last updated in July 2021.

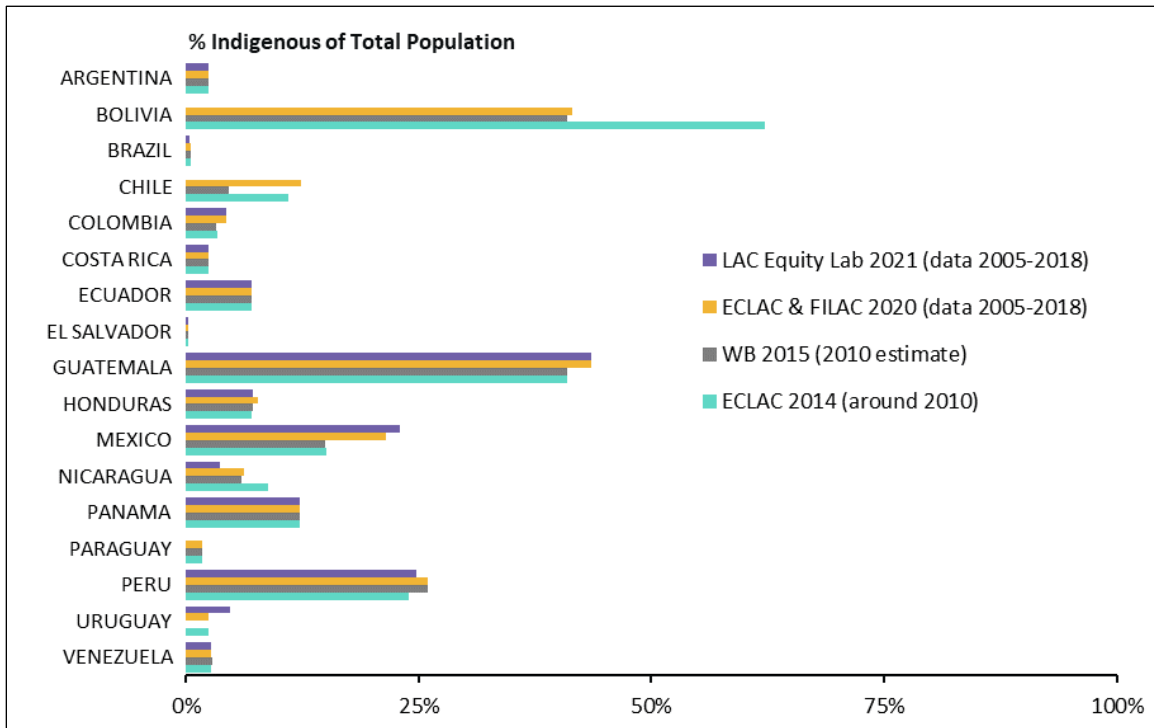
Notes:

- a. ECLAC’s 2014 report covered 17 countries in Latin America with population figures “according to censuses and estimates, around 2010.”
- b. The World Bank’s 2015 report covered 16 countries in Latin America and the estimated population figures vary by country from 2001 to 2012 with some projections for 2010.
- c. The World Bank’s LAC Equity Lab webpage provided data on 14 countries in Latin America with the latest population figures reported by each country varying from 2005-2018.
- d. ECLAC and FILAC’s 2020 report covered 17 countries in Latin American with “the population of self-identified Indigenous population according to the most recent census,” which varies by country from 2005-2018.
- e. The population percentage is based on the total population calculated in each source.

Figure 2 illustrates the range of estimates regarding the Indigenous population as a percentage of the general population in each country. Bolivia’s steep decrease in the Indigenous population reflects “reasons that probably have more to do with discrepancies in how the data were collected between the last two censuses than with a real trend to negative growth,” according to the World Bank.⁹ More generally, differences in data collection between censuses and across countries make it difficult to estimate population changes.

⁹ World Bank, 2015, p. 10.

Figure 2. Indigenous Population in Latin America as Percentage of General Population by Country



Sources: Graphic created by CRS using the World Bank’s LAC Equity Lab with webpage last updated in July 2021, ECLAC and FILAC’s 2020 *Los pueblos indígenas de América Latina - Abya Yala y la Agenda 2030 para el Desarrollo Sostenible: tensiones y desafíos desde una perspectiva territorial*; the International Bank for Reconstruction and Development and World Bank’s (WB) 2015 *Indigenous Latin America in the twenty-first century: the first decade*; and ECLAC’s 2014 *Guaranteeing Indigenous people’s rights in Latin America: Progress in the past decade and remaining challenges*.

Note: The sources note that figures are based on national censuses. For more details see **Appendix A**.

Indigenous Groups and Languages

Following the International Year of Indigenous Languages in 2019, the United Nations declared 2022-2032 the International Decade of Indigenous Languages.¹⁰ Experts found that 4 in 10 Indigenous languages around the world are in danger of disappearing yet figures on Indigenous groups and languages vary among sources.¹¹

Data on Indigenous ethnic groups

“As for the number and distribution of ethnic groups, the issue is even more problematic and the regional censuses might not be the best source, because ethnic frontiers rarely match national borders and no country keeps track of cross-border populations. Also, different ethnic groups sometimes receive... names given to several unconnected peoples.... On the other hand, a single group or linguistic family might receive different names in different countries...”

-- World Bank's *Indigenous Latin America in the twenty-first century: the first decade*¹²

Figure 3 shows the total number of Indigenous groups in Latin America as identified by three sources. A 2009 UNICEF report identified a total of 655 Indigenous groups in 20 countries in Latin America.¹³ The 2014 ECLAC report cites 826 Indigenous groups in Latin America although it does not provide a country breakdown.¹⁴ Of these 826, about 200 Indigenous groups live in voluntary isolation, which is defined by the Inter-American Commission on Human Rights as groups that “do not maintain sustained contacts with the majority non-Indigenous population.”¹⁵ The World Bank’s 2015 report identifies 774 Indigenous groups in 20 countries Latin America.¹⁶ The report adds “the total number of Indigenous peoples is not conclusive or fixed; rather, it needs to be understood as a variable figure that is continually changing as a result of new forms of indigenization, ethno-genesis, and legal recognition.”¹⁷

¹⁰ United Nations, “General Assembly Adopts 60 Third Committee Resolutions, Proclaims International Decade of Indigenous Languages, Covering Broad Themes of Social Equality,” press release GA/12231, December 18, 2019, at <https://www.un.org/press/en/2019/ga12231.doc.htm>

¹¹ United Nations News, “Four in 10 Indigenous languages at risk of disappearing, warn UN human rights experts,” August 7, 2019, at <https://news.un.org/en/story/2019/08/1043871>

¹² IBRD and World Bank, 2015, p. 24.

¹³ UNICEF and FUNPROEIB Andes, *Atlas Sociolingüístico de Pueblos Indígenas en América Latina Vol. I*, 2009, p. 68, at https://www.unicef.org/honduras/tomo_1_atlas.pdf. Hereinafter, UNICEF, 2009. This figures excludes 10 Indigenous groups from Antigua and Barbuda, Dominica, French Guiana, Saint Lucia and Trinidad and Tobago, which are not otherwise included in the report.

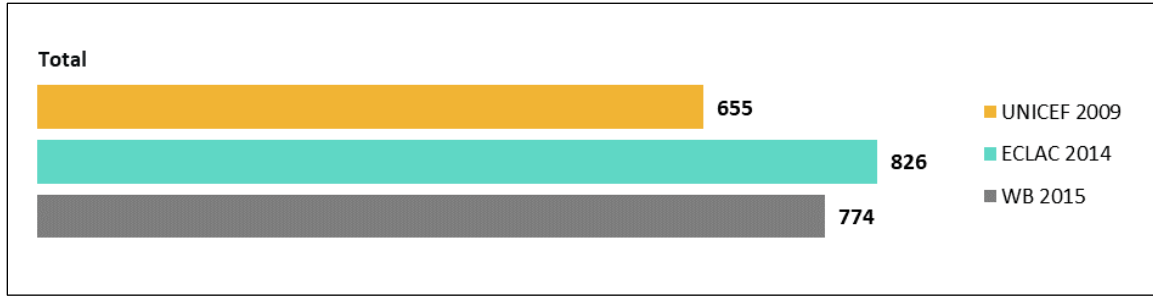
¹⁴ ECLAC, 2014, pp. 38-39.

¹⁵ Rapporteurship on the Rights of Indigenous Peoples, *Indigenous peoples in voluntary isolation and initial contact in the Americas: Recommendations for the full respect of their human rights*, Inter-American Commission on Human Rights, OEA/Ser.L/V/II. Doc.47/13, 2013, p. 4, at <http://www.oas.org/en/iachr/Indigenous/docs/pdf/report-Indigenous-peoples-voluntary-isolation.pdf>.

¹⁶ IBRD and World Bank, 2015, p. 26. This figure excludes six Indigenous groups from French Guiana.

¹⁷ *Ibid.*, p. 24.

Figure 3. Number of Indigenous Groups in Latin America

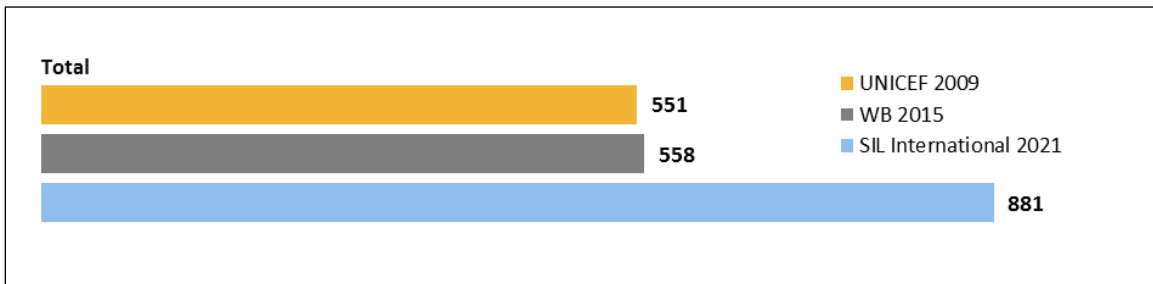


Sources: Graphic created by CRS using UNICEF and FUNPROEIB Andes’ (UNICEF) 2009 *Atlas Sociolingüístico de Pueblos Indígenas en América Latina*; the International Bank for Reconstruction and Development and World Bank’s (WB) 2015 *Indigenous Latin America in the twenty-first century: the first decade*; and ECLAC’s 2014 *Guaranteeing Indigenous people’s rights in Latin America: Progress in the past decade and remaining challenges*.

Note: These figures exclude French Guiana and Caribbean island nations.

According to several sources, Indigenous languages number fewer than the number of Indigenous groups across the region as some languages are spoken by more than one group and some groups no longer speak an Indigenous language (see **Figure 4**). A 2009 UNICEF report found 551 Indigenous languages spoken across 20 countries of Latin America while a 2015 World Bank report found 558 and a 2021 publication by the Summer Institute of Linguistics (SIL International) reported 881 Indigenous languages spoken across the same 20 Latin American countries.¹⁸ Speakers of Nahuatl, K’iche,’ and Aymara number over a million each and over 5 million people speak Quechua and Guarani.¹⁹ However, 13 Latin American countries have 50% or more of their Indigenous languages categorized as endangered.²⁰

Figure 4. Number of Indigenous Languages in Latin America



Sources: Graphic created by CRS using UNICEF and FUNPROEIB Andes’ (UNICEF) 2009 *Atlas Sociolingüístico de Pueblos Indígenas en América Latina*; the International Bank for Reconstruction and Development and World Bank’s (WB) 2015 *Indigenous Latin America in the twenty-first century: the first decade*; and SIL International’s 2021 *Ethnologue: Languages of the World (Twenty-fourth ed.)*.

Note: Numbers indicate the number of living Indigenous languages. Not included are countries, primarily in the Caribbean, whose only Indigenous languages are sign languages and Creole languages based on European and African languages.

¹⁸ UNICEF, 2009, p. 81. This figure includes six languages in French Guiana. IBRD and World Bank, 2015, p. 26. This figure excludes six languages from French Guiana. Gary F. Simons (editor), *Ethnologue: Languages of the World. Twenty- edition*, SIL International, 2021, at <https://www.ethnologue.com/>.

¹⁹ David M. Eberhard, Gary F. Simons, and Charles D. Fennig (editors), *Ethnologue: Languages of the World, twenty-fourth edition*, SIL International, 2021, at <https://www.ethnologue.com/>.

²⁰ Ethnologue, “How many languages are endangered?” accessed July 7, 2021, at <https://www.ethnologue.com/guides/how-many-languages-endangered>.

Table 2 shows a breakdown of Latin America’s Indigenous groups and languages by country according to three sources; the sources each have different publication dates and methodologies. The countries listed in each table may differ from others in this report based on the information available in the sources.

Table 2. Indigenous Groups and Languages of Latin America by Country

Country	UNICEF 2009 Indigenous Groups (languages) ^a	WB 2015 Indigenous Groups (languages) ^b	SIL International 2021 (languages only)
Argentina	30 (15)	30 (15)	-- (15)
Belize	4 (4)	4 (4)	-- (5)
Bolivia	36 (33)	114 (33)	-- (39)
Brazil	241 (186)	241 (186)	-- (201)
Chile	9 (6)	9 (6)	-- (8)
Colombia	83 (65)	83 (65)	-- (81)
Costa Rica	8 (7)	8 (7)	-- (6)
Ecuador	12 (12)	32 (13)	-- (21)
El Salvador	3 (1)	3 (1)	-- (2)
Guatemala	24 (24)	24 (24)	-- (25)
Guyana	9 (9)	9 (9)	-- (11)
Honduras	7 (6)	7 (6)	-- (8)
Mexico	67 (64)	67 (67)	-- (282)
Nicaragua	9 (6)	9 (6)	-- (9)
Panama	8 (8)	7 (7)	-- (8)
Paraguay	20 (20)	20 (20)	-- (19)

Country	UNICEF 2009 Indigenous Groups (languages) ^a	WB 2015 Indigenous Groups (languages) ^b	SIL International 2021 (languages only)
Peru	43 (43)	52 (47)	-- (91)
Suriname	5 (5)	5 (5)	-- (12)
Uruguay	0 (0)	0 (0)	-- (1)
Venezuela	37 (37)	50 (37)	-- (37)
TOTAL	655 (551)	774 (558)	-- (881)

Sources: Graphic created by CRS using UNICEF and FUNPROEIB Andes’ (UNICEF) 2009 *Atlas Sociolingüístico de Pueblos Indígenas en América Latina*; the International Bank for Reconstruction and Development and World Bank’s (WB) 2015 *Indigenous Latin America in the twenty-first century: the first decade*; and SIL International’s 2021 *Ethnologue: Languages of the World (Twenty-fourth ed.)*.

Notes: This report uses “peoples” rather than “tribe,” “nation,” “ethnic minority,” or “sociolinguistic group.”

- a. While UNICEF and FUNPROEIB Andes’ 2009 Atlas covered 25 countries in Latin America and the Caribbean, Antigua and Barbuda, Dominica, French Guiana, Saint Lucia and Trinidad and Tobago are not otherwise included.
- b. While the World Bank’s 2015 report covered 16 countries in Latin America, French Guiana is not included in this report.

According to the U.S. Census Bureau, almost 20,000 Indigenous language speakers from Latin America reside in the United States.²¹

Indigenous languages also relate to issues such as biodiversity. A 2020 study states that “most of the places with the highest concentration of biological diversity coincide with spaces inhabited by Indigenous peoples whose members continue to speak the language of their ancestors” and highlights Mexico and Brazil.²² A 2012 study explored “the co-occurrence of linguistic and biological diversity in regions containing many of the Earth’s remaining species... Results indicate that these regions often contain considerable linguistic diversity, accounting for 70% of all languages on Earth.”²³ The study specifically notes Mesoamerica as a biodiverse hotspot with more than 250 Indigenous languages. Additional resources about Indigenous groups and languages can be found in **Table A-1**.

²¹ Languages counted by the U.S. Census Bureau are categorized as Aztec, Sonoran, Misumalpan, Mayan languages, Tarascan, Mapuche, Oto-Manguen, Quechua, Aymara, Arawakian, Chibchan, and Tupi-guarani. See the U.S. Census Bureau, 2009-2013 American Community Survey, “Detailed Language Spoken at Home and Ability to Speak English for the Population 5 Years and Over: 2009-2013,” October 2015, last revised October 6, 2020 at <https://www.census.gov/data/tables/2013/demo/2009-2013-lang-tables.html>.

²² Claudia Gafner-Rojas, “Indigenous languages as contributors to the preservation of biodiversity and their presence in international environmental law,” *Journal of International Wildlife Law & Policy*, (June 12, 2020).

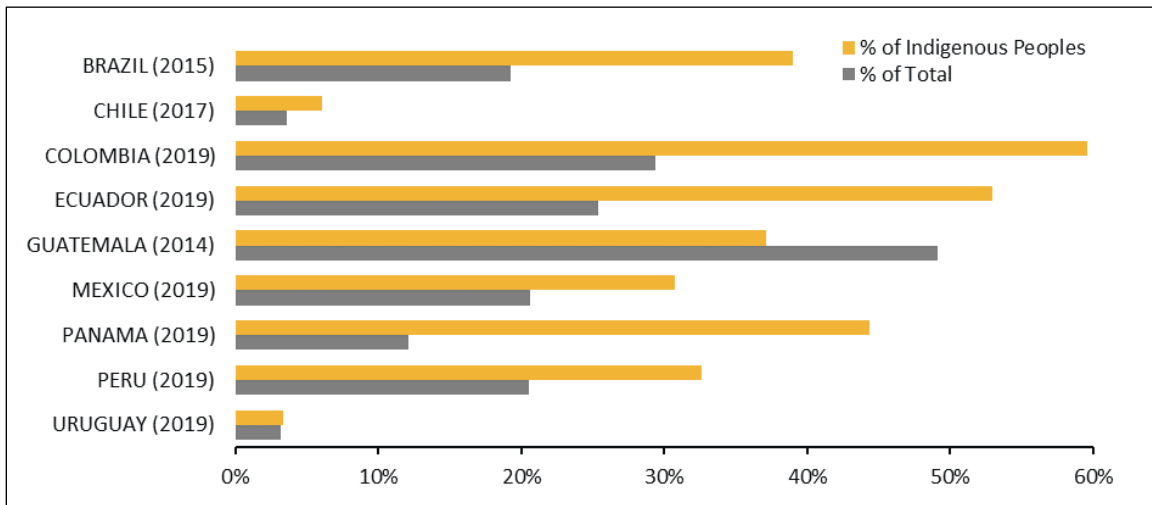
²³ L. J. Gorenflo, Suzanne Romaine, Russell A. Mittermeier, Kristen Walker-Painemilla, “Co-occurring linguistic and biological diversity,” proceedings of the National Academy of Sciences, Vol. 109, no. 2 (May 2012), pp. 8032-8037.

Socioeconomic Data

In a 2020 publication, the International Labor Organization (ILO) found that 45.5% of Indigenous people in Latin America are poor (living on less than \$5.50 a day in 2011 purchasing power parity prices or PPP), and 7.1% are extremely poor (living on less than \$1.90 a day in 2011 PPP prices), more than twice the rates for non-Indigenous people.²⁴

Using the World Bank’s LAC Equity Lab, **Figure 5** compares rates of Indigenous peoples living on less than \$5.50 a day to the general population in select countries of Central and South America.

Figure 5. Rates of Indigenous People Living on Less than \$5.50 a Day in Select Latin American Countries



Source: Graphic created by CRS using data from the World Bank’s LAC Equity Lab web page “Ethnicity – Poverty.”

Note: The World Bank notes that ethnic identity is based on self-reported data. The numbers presented are based on a regional data harmonization effort comprised of the World Bank and the Center for Distributive, Labor and Social Studies, which may differ from official statistics. Monetary values are reported in USD 2011 purchasing power parity (PPP) terms. Last updated May 2021.

Access to Services

A 2020 ILO report describes that “an important transformation is underway whereby many Indigenous peoples have migrated from their traditional territories to urban areas” due to factors such as “changing aspirations, employment opportunities in agriculture becoming scarce, poor income generation opportunities, a lack of adequate infrastructure, as well as an increasing resource scarcity related to climate change.”²⁵ The report finds that 52.2% of Latin America’s Indigenous peoples are urban dwellers.²⁶

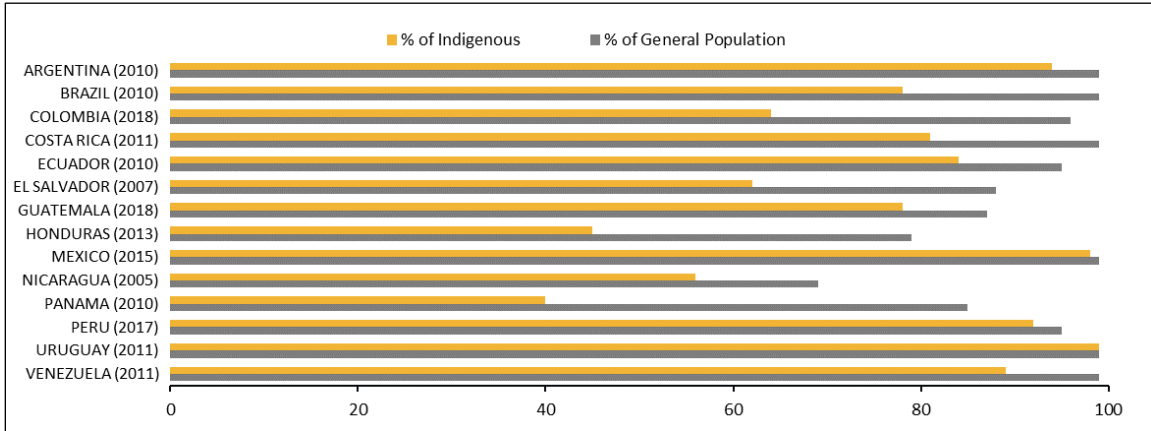
²⁴ International Labor Organization, *Implementing the ILO Indigenous and Tribal Peoples Convention No. 169 Towards an Inclusive, Sustainable and Just Future*, February 3, 2020, at https://www.ilo.org/wcmsp5/groups/public/---dgreports/---dcomm/---publ/documents/wcms_735607.pdf, p.96. Hereinafter, ILO, 2020.

²⁵ ILO, 2020, p. 74.

²⁶ *Ibid.*, p. 57.

The World Bank provides statistics on Indigenous peoples' access to various services in select countries of Central and South America, last updated in July 2021. The following graphs compare Indigenous rates of access to the general population by country (Figure 6, electricity; Figure 7, internet; Figure 8, home ownership; Figure 9, sewage; and Figure 10, water).

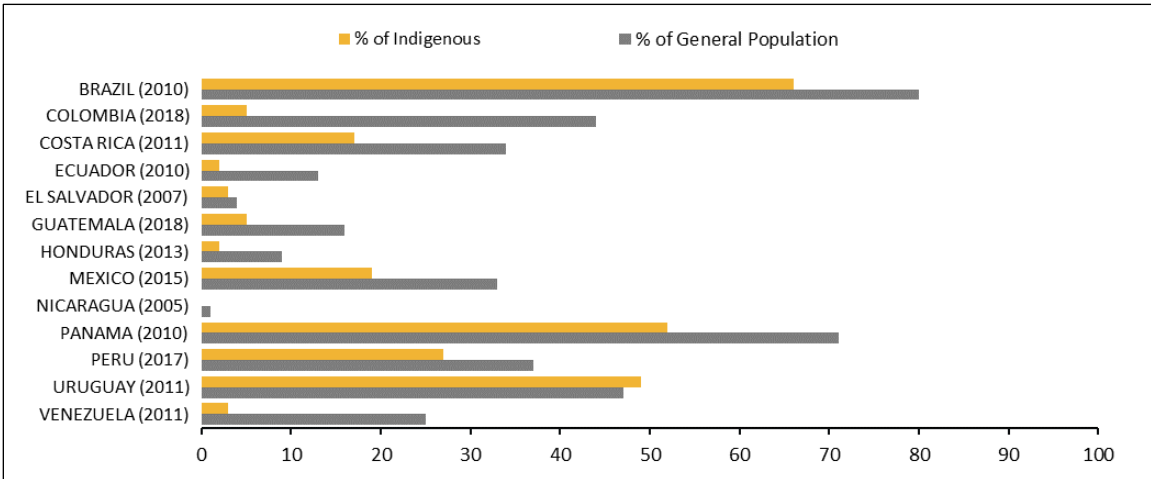
Figure 6. Electricity Access Rates in Select Latin American Countries



Source: Graphic created by CRS using data from the World Bank's LAC Equity Lab web page "Ethnicity - Access to Services."

Note: The World Bank notes that ethnic identity is based on self-reported data. The numbers presented are based on a variety of sources, which may differ from official statistics reported by governments and national statistical offices. Last updated July 2021.

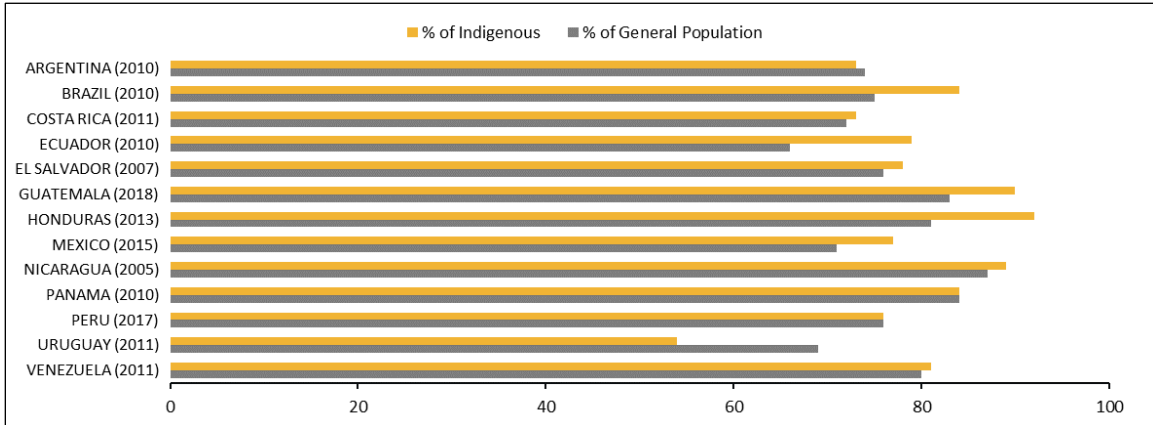
Figure 7. Internet Access Rates in Select Latin American Countries



Source: Graphic created by CRS using data from the World Bank's LAC Equity Lab web page "Ethnicity - Access to Services."

Note: The World Bank notes that ethnic identity is based on self-reported data. The numbers presented are based on a variety of sources, which may differ from official statistics reported by governments and national statistical offices. Last updated July 2021.

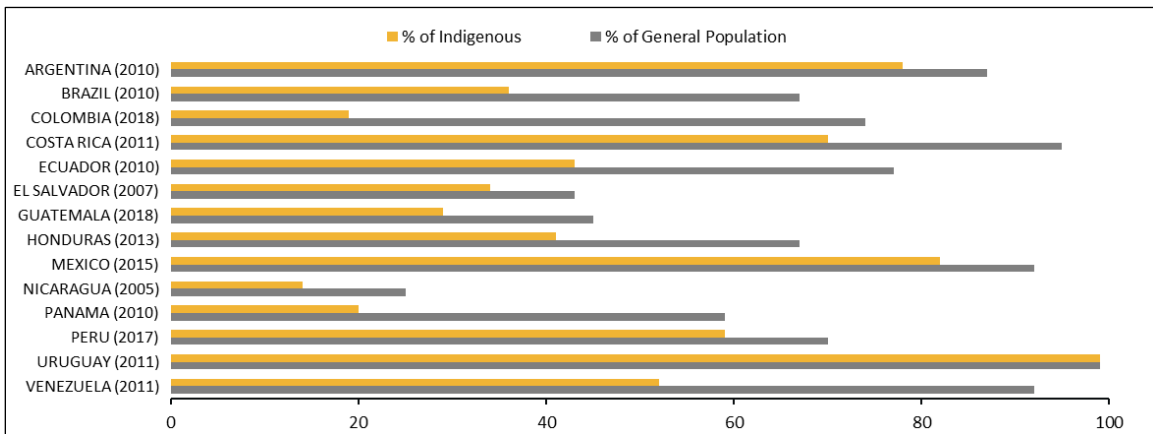
Figure 8. Ownership of Dwelling Rates in Select Latin American Countries



Source: Graphic created by CRS using data from the World Bank’s LAC Equity Lab web page "Ethnicity - Access to Services."

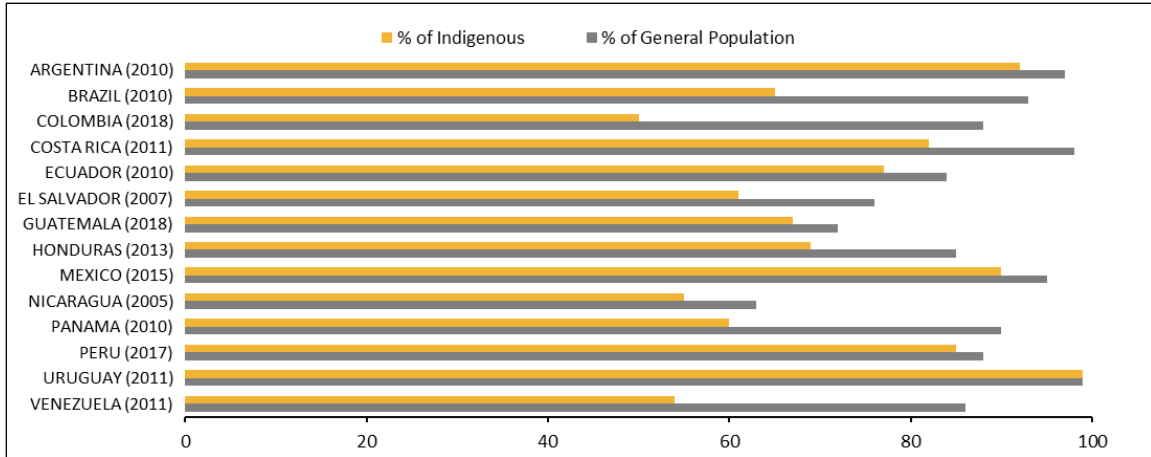
Note: The World Bank notes that ethnic identity is based on self-reported data. The numbers presented are based on a variety of sources, which may differ from official statistics reported by governments and national statistical offices. Last updated July 2021.

Figure 9. Sewage Access Rates in Select Latin American Countries



Source: Graphic created by CRS using data from the World Bank’s LAC Equity Lab web page "Ethnicity - Access to Services."

Note: The World Bank notes that ethnic identity is based on self-reported data. The numbers presented are based on a variety of sources, which may differ from official statistics reported by governments and national statistical offices. Last updated July 2021.

Figure 10. Water Access Rates in Select Latin American Countries

Source: Graphic created by CRS using data from the World Bank's LAC Equity Lab web page "Ethnicity - Access to Services."

Note: The World Bank notes that ethnic identity is based on self-reported data. The numbers presented here are based on a variety of sources, which may differ from official statistics reported by governments and national statistical offices. Last updated July 2021.

Access to Education and Work

A 2020 ILO report found that Latin America and the Caribbean has the largest wage gap between Indigenous earnings and non-Indigenous earnings at 31.2%.²⁷ Similarly, the region has the largest informal labor gap of any region in the world, a sector that employs 82.6% of Indigenous peoples and 51.1% of non-Indigenous peoples.²⁸ Among the employed Indigenous population, 31.7% have no education, 39.3% have a basic education, 18.7% have an intermediate education, and 10.3% have an advanced education.²⁹

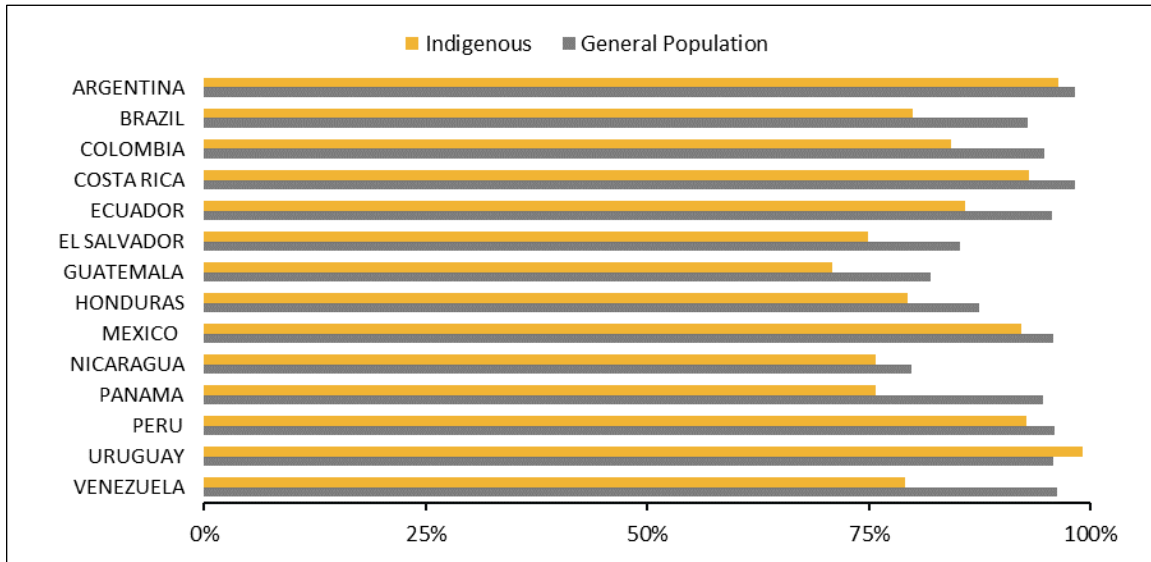
The World Bank provides labor and education statistics for Indigenous peoples in select countries of Central and South America, last updated in July 2021. The following graphs compare Indigenous rates with general population by country (**Figure 11**, literacy; **Figure 12**, school attendance; **Figure 13**, unemployment; and **Figure 14**, low-skill and high-skill employment).

²⁷ Ibid., p.18.

²⁸ Ibid., p.16.

²⁹ Ibid., p. 81.

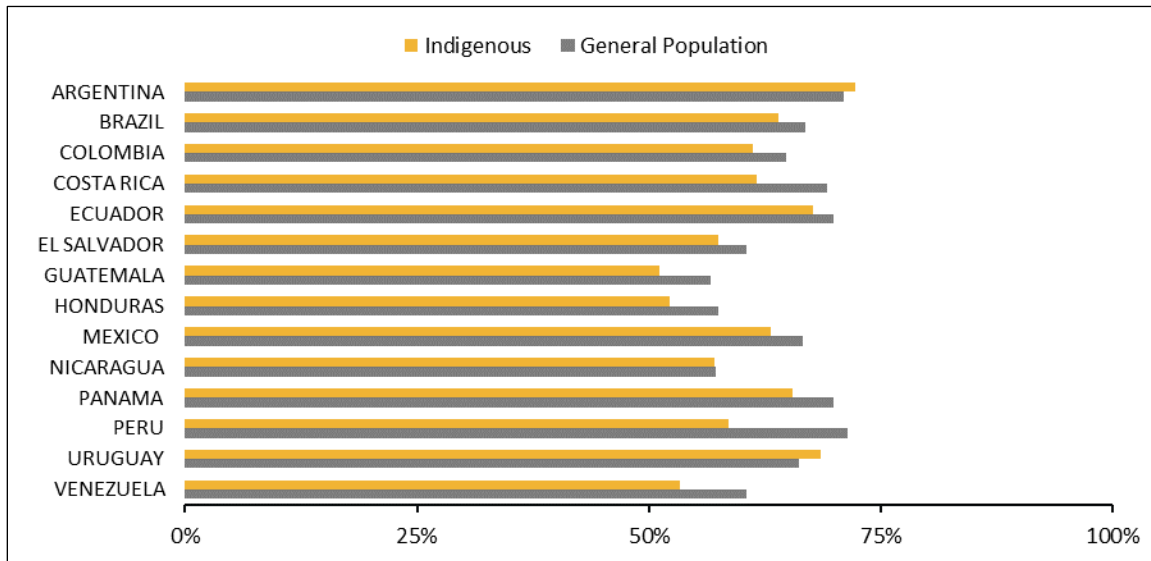
Figure 11. Literacy Rates ages 18-65 in Select Latin American Countries (2021)



Source: Graphic created by CRS using data from the World Bank’s LAC Equity Lab web page "Ethnicity - Socio-demographics."

Note: The World Bank notes that ethnic identity is based on self-reported data. The numbers presented here are based on a variety of sources, which may differ from official statistics reported by governments and national statistical offices. Last updated July 2021.

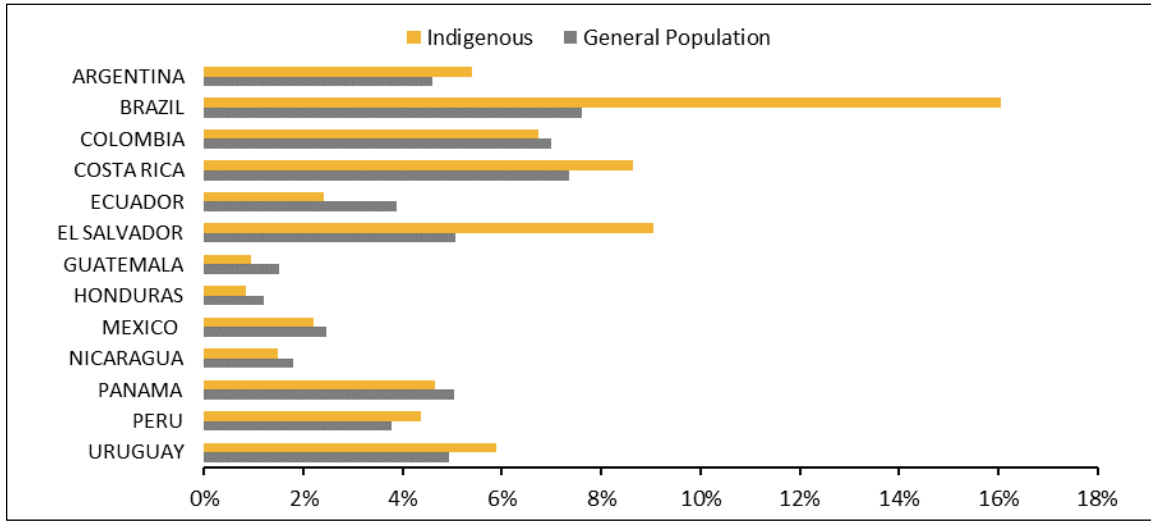
Figure 12. School Attendance Rates ages 6-25 in Select Latin American Countries (2021)



Source: Graphic created by CRS using data from the World Bank’s LAC Equity Lab web page "Ethnicity - Socio-demographics."

Note: The World Bank notes that ethnic identity is based on self-reported data. The numbers presented here are based on a variety of sources, which may differ from official statistics reported by governments and national statistical offices. Last updated July 2021.

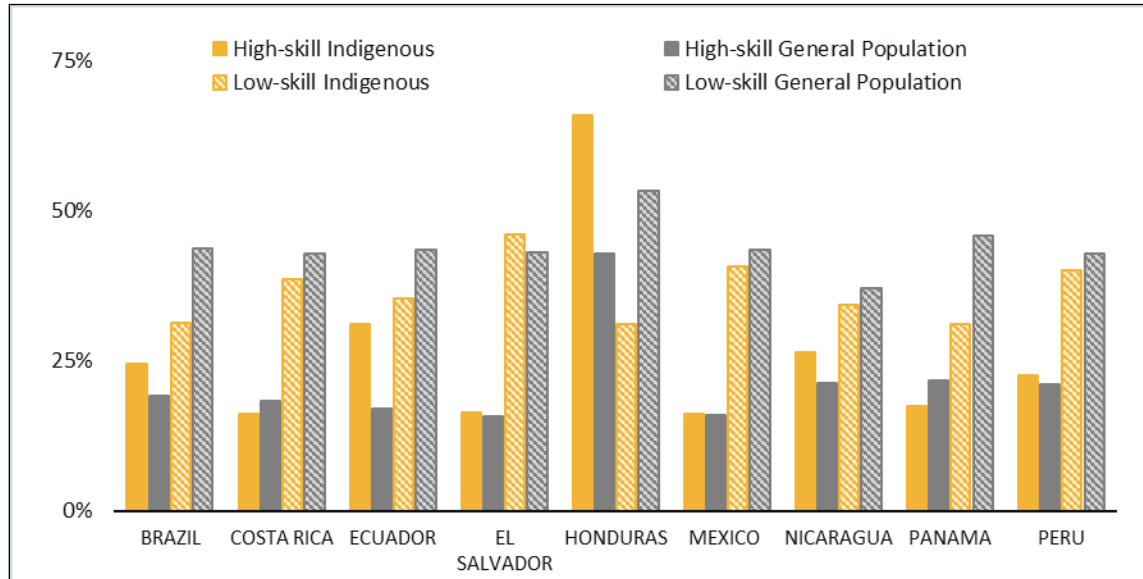
Figure 13. Unemployment Rates ages 18-65 in Select Latin American Countries (2021)



Source: Graphic created by CRS using data from the World Bank’s LAC Equity Lab web page "Ethnicity - Socio-demographics."

Note: The World Bank notes that ethnic identity is based on self-reported data. The numbers presented here are based on a variety of sources, which may differ from official statistics reported by governments and national statistical offices. Last updated July 2021.

Figure 14. High-Skill & Low-Skill Occupation Rates ages 18-65 in Select Latin American Countries (2021)



Source: Graphic created by CRS using data from the World Bank’s LAC Equity Lab web page "Ethnicity - Socio-demographics."

Note: The World Bank notes that ethnic identity is based on self-reported data. The numbers presented here are based on a variety of sources, which may differ from official statistics reported by governments and national statistical offices. Last updated July 2021.

The socioeconomic challenges faced by Indigenous peoples also impact their health. In light of Coronavirus Disease 2019 (COVID-19), the United Nations highlights that “Indigenous peoples

face limited access to quality and culturally accessible health services, which already affect their health outcomes, such as high maternal mortality rates and lower life expectancy.”³⁰ A joint report from the United Nations and the Pan-American Health Organization also highlights that the “deficiencies in access to services and in living conditions, which prevent an optimal response to the pandemic, intersect with and reinforce the various axes of the social inequality matrix, placing at a particular disadvantage the Indigenous population.”³¹ A 2021 publication lists statistics from six Latin American countries that reported 137,315 Indigenous people infected with COVID-19 and 5,482 deaths caused by COVID-19.³²

In the appendix, **Table A-2** lists resources relating to the socioeconomic standing of Indigenous peoples in Latin America.

Land and Natural Resources

A 2017 World Resources Institute (WRI) article stated “the precise amount of communal land is not known, but many experts argue that at least half of the world’s land is held by Indigenous Peoples and other communities. Some estimates are as high as 65 percent or more of the global land area.” Legally recognized land ownership is far less: the WRI article specified that “globally, Indigenous Peoples and local communities have formal legal ownership of 10 percent of the land, and have some degree of government-recognized management rights over an additional 8 percent.”³³ An evaluation of nine Latin American countries by the Resources and Rights Initiative found that the forest area owned by Indigenous peoples and local communities increased between 2002 (171 million hectares or 21% of the total forested area) and 2017 (236 million hectares or 29.9% percent of the total forested area).³⁴

The United Nations’ Economic Commission for Latin America and the Caribbean’s (ECLAC) 2014 report states that “over the past decade, booming international demand for primary goods (minerals, hydrocarbons, soybeans and other agricultural commodities) has boosted economic growth in the countries of Latin America but has had its cost in the form of a growing number of environmental, social and ethnic conflicts involving extractive industries located in or near Indigenous territories.”³⁵

In its 2015 report, the IACHR wrote that “through the implementation of its monitoring mechanisms, the Commission has consistently received information evidencing the human, social, health, cultural and environmental impacts of [extraction, exploitation, and development

³⁰ UN Inter-Agency Support Group on Indigenous Issues, “Indigenous Peoples and COVID-19 A Guidance Note for the UN System prepared by the UN Inter- Agency Support Group on Indigenous Issues,” April 23, 2020, at https://www.un.org/development/desa/Indigenouspeoples/wp-content/uploads/sites/19/2020/04/Indigenous-peoples-and-COVID_IASG_23.04.2020-EN.pdf

³¹ United Nations’ Economic Commission for Latin America and the Caribbean and the Pan American Health Organization, *Social Panorama of Latin America 2020*, 2021, p. 18.

³² Fund for the Development of the Indigenous Peoples of Latin America and the Caribbean and, the Indigenous Forum Abya Yala, *Pueblos Indígenas y vacunación contra COVID-19: cuarto informe regional*, May 2021, at <https://www.filac.org/wp-content/uploads/2021/06/informe-acceso-a-vacunasTP.pdf>.

³³ Peter Veit and Katie Reytar, “By the Numbers: Indigenous and Community Land Rights,” World Resources Institute, March 20, 2017, at <https://www.wri.org/blog/2017/03/numbers-Indigenous-and-community-land-rights>.

³⁴ Rights and Resources Initiative, *At a Crossroads: Consequential Trends in Recognition of Community-Based Forest Tenure from 2002-2017*, September 2018, at https://rightsandresources.org/wp-content/uploads/2019/03/At-A-Crossroads_RRI_Nov-2018.pdf.

³⁵ ECLAC, 2014, p. 50.

activities concerning natural resources] on Indigenous peoples and Afrodescendent communities. Many extractive and development activities in the hemisphere are implemented in lands and territories historically occupied by Indigenous and Afro-descendent communities, which often coincide with areas hosting a great wealth of natural resources.”³⁶ For example, a 2020 report found that “industrial mining concessions and illegal small-scale mining occur on more than 20 percent of Indigenous lands in the Amazon.”³⁷

Climate Change

Indigenous peoples are particularly affected by climate change; they are also adapting to it and participating in high-level policy discussions regarding climate change responses. According to the International Indigenous Peoples Forum on Climate Change (IIPFCC) established in 2008 as the caucus for Indigenous participants in the U.N. Framework Convention on Climate Change processes, Indigenous peoples “are especially vulnerable to, and disproportionately impacted by, climate change” and “play a critical role in climate change mitigation and adaptation through their historic and effective role as stewards of much of the world's remaining forests.”³⁸ In the 2015 U.N. Paris Agreement, article 7 establishes the “global goal on adaptation of enhancing adaptive capacity, strengthening resilience and reducing vulnerability to climate change,” which “should be based on and guided by the best available science and, as appropriate, traditional knowledge, knowledge of Indigenous peoples and local knowledge systems.”³⁹

Global organizations are also consulting Indigenous peoples about managing the climate change impact on biodiversity. The Convention on Biological Diversity published the first draft of the Post-2020 Biodiversity Framework in July 2021, which includes the target to “ensure that relevant knowledge, including the traditional knowledge, innovations and practices of Indigenous peoples and local communities with their free, prior, and informed consent, guides decision-making for the effective management of biodiversity.”⁴⁰ Such targets are generally seen as critical given that 80% of the world’s biodiversity can be found within Indigenous territories.⁴¹ Some of the key messages from the 2019 Global Assessment of Biodiversity and Ecosystem Services include “nature is generally declining less rapidly in Indigenous peoples’ land than in other lands, but is nevertheless declining, as is the knowledge of how to manage it.”⁴² The same is said of the decline in biodiversity.⁴³ The report stresses that the “Indigenous and local knowledge systems are locally based, but regionally manifested and thus globally relevant.”⁴⁴

³⁶ Inter-American Commission of Human Rights, *Indigenous Peoples, Communities of African Descent, Extractive Industries*, OEA/Ser.L/V/II, Doc. 47/15, December 31, 2015, at <http://www.oas.org/en/iachr/reports/pdfs/ExtractiveIndustries2016.pdf>, p. 9.

³⁷ World Resources Institute, *Undermining Rights: Indigenous Lands and Mining in the Amazon*, October 2020, at https://files.wri.org/d8/s3fs-public/Report_Indigenous_Lands_and_Mining_in_the_Amazon_web_1.pdf.

³⁸ International Indigenous Peoples' Forum on Climate Change, "About the International Indigenous Peoples' Forum on Climate Change," accessed on July 26, 2021, at <https://iipfcc.squarespace.com/who-are-we-1>.

³⁹ United Nations, “Paris Agreement,” 2015, at https://unfccc.int/sites/default/files/english_paris_agreement.pdf.

⁴⁰ Convention on Biological Diversity, “First Draft of the Post-2020 Biodiversity Framework,” July 5, 2021, at <https://www.cbd.int/doc/c/abb5/591f/2e46096d3f0330b08ce87a45/wg2020-03-03-en.pdf>.

⁴¹ Linda Etchart, “The role of Indigenous peoples in combating climate change,” Palgrave Communications, 3, article no. 17085, (August 22, 2017).

⁴² IPBES, 2019, p. 14.

⁴³ IPBES, 2019, p. 31.

⁴⁴ IPBES, 2019, p. 32.

Table A-3 lists resources about Indigenous peoples’ lands, natural resources, and climate change in Latin America. While the titles may not exclusively focus on Indigenous peoples, the industries’ impact on Indigenous people is a part of the analysis of each resource.

Human Rights and Multilateral Instruments

Various international human rights mechanisms are designed to protect the rights of Indigenous peoples of Latin America and the Caribbean. **Table 3** identifies those countries that have ratified or voted in favor of the following three multilateral instruments on Indigenous peoples’ rights:

International Labor Organization’s Indigenous and Tribal Peoples Convention, 1989 (No. 169).⁴⁵ The convention includes sections on land; recruitment and conditions of employment; vocational training, handicrafts and rural industries; and social security and health; education and means of communication.

United Nations Declaration on the Rights of Indigenous Peoples (UNDRIP).⁴⁶ The 2007 declaration covers such topics as self-determination or autonomy; land and environment; employment; religion; language and media; education; discrimination and violence; and health.

American Declaration on the Rights of Indigenous Peoples (ADRIP).⁴⁷ The 2016 declaration approved by the Organization of American States includes sections on human and collective rights; cultural identity; organizational and political rights; and social, economic and property rights.

Table 3. Latin America and Multilateral Instruments on Indigenous Peoples’ Rights

Country	Ratified ILO No. 169 ^a	Voted in favor of adopting UNDRIP	Voted in favor of adopting ADRIP
Argentina	X	X	X
Belize	--	X	X
Bolivia	X	X	X
Brazil	X	X	X
Chile	X	X	X
Colombia	X	X ^b	X ^c
Costa Rica	X	X	X
Ecuador	X	X	X
El Salvador	--	X	X
Guatemala	X	X	X

⁴⁵ International Labor Organization, “Indigenous and Tribal Peoples Convention, 1989 (No. 169),” 1989, at https://www.ilo.org/dyn/normlex/en/f?p=NORMLEXPUB:12100:0::NO::P12100_ILO_CODE:C169.

⁴⁶ United Nations, “United Nations Declaration on the Rights of Indigenous Peoples,” September 13, 2007, at https://www.un.org/development/desa/Indigenouspeoples/wp-content/uploads/sites/19/2018/11/UNDRIP_E_web.pdf.

⁴⁷ Organization of American States, “American Declaration on the Rights of Indigenous Peoples,” June 15, 2016, at <https://www.oas.org/en/sare/documents/DecAmIND.pdf>. For more information on the Organization of American States, see CRS Report R42639, *Organization of American States: Background and Issues for Congress*, by Peter J. Meyer.

Country	Ratified ILO No. 169 ^a	Voted in favor of adopting UNDRIP	Voted in favor of adopting ADRIP
Guyana	--	X	X
Honduras	X	X	X
Jamaica	--	X	X
Mexico	X	X	X
Nicaragua	X	X	X
Panama	--	X	X
Paraguay	X	X	X
Peru	X	X	X
Suriname	--	X	X
Uruguay	--	X	X
Venezuela	X	X	X

Sources: Compiled by CRS using the following sources: ILO’s web page “Ratifications of C169 - Indigenous and Tribal Peoples Convention, 1989 (No. 169);” the U.N. web page “United Nations Declaration on the Rights of Indigenous People;” and the OAS’ official publication of ADRIP.

Notes:

- a. International Labor Organization, “Ratifications of C169 - Indigenous and Tribal Peoples Convention, 1989 (No. 169),” at https://www.ilo.org/dyn/normlex/en/f?p=1000:11300:0::NO:11300:PI1300_INSTRUMENT_ID:312314.
- b. From the region, only Colombia abstained from the vote. See U.N, Department of Economic and Social Affairs, “United Nations Declaration on the Rights of Indigenous People,” September 13, 2007, at <https://www.un.org/development/desa/Indigenouspeoples/declaration-on-the-rights-of-Indigenous-peoples.html>.
- c. In the footnotes, Colombia “breaks with consensus” on paragraphs within Articles XXIII, XXIX, and XXX. See Organization of American States, “American Declaration on the Rights of Indigenous Peoples,” June 15, 2016, at <https://www.oas.org/en/sare/documents/DecAmIND.pdf>.

The United Nations has a Permanent Forum on Indigenous Issues and in 2001 created the Special Rapporteurship on the Rights of Indigenous Peoples, which promote the rights of Indigenous peoples across the globe.⁴⁸ In 1990, the Organization of American States created the Rapporteurship on the Rights of Indigenous Peoples to promote the rights of Indigenous peoples throughout the Western Hemisphere.⁴⁹ **Table A-4** provides additional resources about the work of international organizations with Indigenous peoples.

In a 2000 report, the Inter-American Commission on Human Rights (IACHR) wrote “concern for the human rights of Indigenous peoples and their members has been a constant feature in the work of the Commission.”⁵⁰ The IACHR has tracked its work involving Indigenous peoples. It hosts multiple sessions per year to hold hearings regarding human rights issues affecting a particular country or subregion of the Western Hemisphere. One of the categories for hearings is the rights of Indigenous peoples. **Table 4** shows the number of IACHR events by country

⁴⁸ U.N. Office of the High Commissioner on Human Rights, “Special Rapporteur on the rights of Indigenous peoples,” at <https://www.ohchr.org/EN/Issues/IPeoples/SRIIndigenousPeoples/Pages/SRIPeoplesIndex.aspx>.

⁴⁹ Organization of American States, “Rapporteurship on the Rights of Indigenous Peoples,” at <http://www.oas.org/en/iachr/Indigenous/>.

⁵⁰ Inter-American Commission on Human Rights, *The Human Rights Situation of the Indigenous People in the Americas*, OEA/Ser.L/V/II.108, Doc. 62, October 20, 2000, at <http://www.cidh.org/Indigenas/TOC.htm>.

involving Indigenous peoples’ rights. It also shows the number legal cases brought by Indigenous peoples against countries in the Inter-American Court of Human Rights.

Table 4. Human Rights Events and Legal Cases about the Rights of Indigenous Peoples in the Inter-American System 1996-2020

Country	Events on the Rights of Indigenous Peoples	Legal Cases brought by Indigenous Peoples
Colombia	27	2
Peru	22	0
Guatemala	18	2
Ecuador	14	2
Mexico	13	1
Brazil	12	2
Nicaragua	9	2
Chile	9	2
Argentina	8	2
Panama	8	1
Bolivia	8	0
Honduras	7	2
Venezuela	5	1
Costa Rica	4	0
Paraguay	3	2
Belize	2	1
Suriname	1	2
Guyana	1	0
Regional ^a	34	N/A

Source: Table created by CRS using available data from the IACHR from sessions 91-178 (February 1996-December 2020). The first column data comes from the webpage “Hearings by Topic: Rights of Indigenous Peoples” and the second column data comes from the webpage “Hearings by Topic: Petitions and Cases.”

Notes: IACHR events include topical hearings, petitions, and precautionary measures, which may or may not be related to a legal case. Legal cases receive an identification number and are counted only once no matter how many events are associated with it. Information is not available for all sessions, particularly before 1996.

- a. The IACHR uses the regional category for hearings that span multiple countries. Where countries were named along with the tag “regional,” the hearing was counted for all entities tagged.

In the appendix, **Table A-5** lists publications that document various human rights issues confronting Indigenous peoples. CRS also publishes a number of reports with country-specific information on Indigenous peoples’ human rights issues.⁵¹

⁵¹ See CRS In Focus IF11325, *Bolivia: An Overview*, by Clare Ribando Seelke; CRS Report R43813, *Colombia: Background and U.S. Relations*, by June S. Beittel; CRS In Focus IF11218, *Ecuador: An Overview*, by June S. Beittel; CRS Report R42580, *Guatemala: Political and Socioeconomic Conditions and U.S. Relations*, by Maureen Taft-Morales; CRS Report RL34027, *Honduras: Background and U.S. Relations*, by Peter J. Meyer; CRS Report R42917, *Mexico: Background and U.S. Relations*, by Clare Ribando Seelke; and CRS Report R44841, *Venezuela: Background and U.S. Relations*, coordinated by Clare Ribando Seelke.

Appendix A. Data Sources and Resources Lists

Below are notes on the data sources most consulted for this report followed by resource lists regarding Indigenous languages; socioeconomics; land, natural resources and climate change; international organizations; and human rights.

The United Nations Children’s Fund (UNICEF) and *Fundación para la Educación en Contextos de Multilingüismo y Pluriculturalidad* (the Foundation for Education in Multilingual and Multicultural Contexts or FUNPROEIB) gathered data in 21 Latin American and Caribbean countries in 2009 for its report in two volumes titled *Atlas Sociolingüístico de Pueblos Indígenas en América Latina*. The report notes the limitations of using national censuses.⁵²

In 2014, the United Nations’ Economic Commission for Latin America and the Caribbean (ECLAC) collected population data from 17 Latin American countries using national censuses for *Guaranteeing Indigenous People’s Rights in Latin America: Progress in the Past Decade and Remaining Challenges*. The report notes that most countries ask people to self-identify as Indigenous with the exception of Peru, which asks people if they speak an Indigenous language.⁵³

In 2015, the World Bank published data from 16 countries using national censuses and household surveys in *Indigenous Latin America in the Twenty-First Century: the First Decade*.⁵⁴ The report noted that the definition of Indigenous has become increasingly controversial and “underscores the complexity of identifying Indigenous people across the region and argues that the conditions of indigeneity vary over time and are, in some cases, context- and country-specific.”⁵⁵

In 2020, ECLAC and the Development Fund for the Indigenous Peoples of Latin America and the Caribbean (Fondo para el Desarrollo de los Pueblos Indígenas de América Latina y el Caribe) published *Los pueblos indígenas de América Latina - Abya Yala y la Agenda 2030 para el Desarrollo Sostenible: tensiones y desafíos desde una perspectiva territorial*. The report’s focus on the United Nations’ Sustainable Development Goals notes the advances in including Indigenous peoples’ in official statistics and lists data from 17 national censuses.

The 2021 edition of *Ethnologue* counted languages for each country and divided them into Indigenous and non-Indigenous categories. Indigenous languages figures were used in **Table 2** as non-Indigenous is defined as “a language that did not originate in the country, but which is now established there either as a result of its longstanding presence or because of institutionally supported use and recognition.”⁵⁶ Only living languages were included in the count, not languages classified as extinct. *Ethnologue*’s “about” section provides details on the methodology, language names, and status of usage.

In 2020, the International Labor Organization’s *Implementing the ILO Indigenous and Tribal Peoples Convention No. 169 Towards an Inclusive, Sustainable and Just Future* presented multifaceted statistics on the working conditions of Indigenous peoples with a special emphasis on

⁵² UNICEF, 2009. pp. vii-ix.

⁵³ ECLAC, 2014, pp. 34-36.

⁵⁴ IBRD and World Bank, 2015, pp. 6, 9.

⁵⁵ Ibid.

⁵⁶ Gary F. Simons (editor), “Language Information,” *Ethnologue: Languages of the World. Twenty-third edition*, SIL International, 2020, at <https://www.ethnologue.com/about/language-info>.

gendered dimensions of labor. The report noted the “continued ‘invisibility’ of Indigenous and tribal peoples in official data and statistics.”⁵⁷ The data provided is global and regional only.

The World Bank’s LAC Equity Lab provides national data on poverty, access to services, education and labor (last updated in July 2021). Some subnational data is also available although not covered in this report. The World Bank notes that ethnic identity is based on self-reported data. Statistics may vary from official statistics reported by governments as the World Bank uses SEDLAC, “a regional data harmonization effort that increases cross-country comparability.”⁵⁸

The web page of the Inter-American Commission of Human Rights “Sessions by Topic: Rights of Indigenous Peoples” provides detailed information on hearings and court cases related to Indigenous peoples’ rights.⁵⁹

For each table below, sources are listed in reverse chronological order with the year in parentheses following the title. Multiple sources from the same year are listed alphabetically as are sources without a publication date, such as websites. Some sources are global, with a section dedicated to Latin America.

Table A-1. Resources on Indigenous Languages in Latin America

Title	Author	Resource Type	URL
Languages of the World, Twenty-fourth edition (2021)	David M. Eberhard, Gary F. Simons, and Charles D. Fennig (editors), Ethnologue	World language encyclopedia with maps	http://www.ethnologue.com
Celebrating Indigenous Languages (2019)	Google Earth	Interactive global website	https://earth.google.com/web/data=CiQSIhlgYTY1Y2U1NTk3MzE4MTFIOTkzN2RjN2JkNTNhNDc1ZGI
International Year of Indigenous Languages (2019)	United Nations	Website with global map, summary report and more	https://en.iyil2019.org/
Atlas Sociolingüístico de Pueblos Indígenas en América Latina, Volúmenes I and II (2009)	UNICEF and FUNPROEIB Andes	Regional report in Spanish only	http://www.funproeibandes.org/wp-content/uploads/2018/12/Atlas-tomo_1.pdf ; http://www.funproeibandes.org/wp-content/uploads/2018/12/Atlas-tomo_2.pdf

Source: Compiled by CRS.

⁵⁷ ILO, 2020, p. 44.

⁵⁸ World Bank’s LAC Equity Lab, “Overview,” accessed July 27, 2021, at <https://www.worldbank.org/en/topic/poverty/lac-equity-lab1>

⁵⁹ Inter-American Commission of Human Rights, “Sessions by Topic: Rights of Indigenous Peoples,” accessed July 27, 2021, at <https://www.oas.org/es/cidh/audiencias/TopicsList.aspx?Lang=en&Topic=17>

Table A-2. Resources on Indigenous Socioeconomics

Title	Author	Resource Type	URL
Linking Indigenous Communities with Regional Development (2019)	Organization for Economic Cooperation and Development	Report on OECD member countries including Chile and Mexico with some information on non-member countries	https://www.oecd-ilibrary.org/urban-rural-and-regional-development/linking-Indigenous-communities-with-regional-development_97353723-en
State of the world’s Indigenous peoples: Education, 3rd volume (2017)	United Nations	Global report with a chapter on Latin America and the Caribbean	http://www.un.org/development/desa/Indigenouseoples/wp-content/uploads/sites/19/2017/12/State-of-Worlds-Indigenous-Peoples_III_WEB2018.pdf
Indigenous Latin America in the twenty-first century: the first decade (2015)	International Bank for Reconstruction and Development and the World Bank	Regional report covers statistical numbers, migration, development, poverty, and education	http://documents.worldbank.org/curated/en/2016/02/24863854/Indigenous-latin-america-twenty-first-century-first-decade
The state of the world’s Indigenous people: Indigenous people’s access to health services, 2nd volume (2015)	United Nations	Global report with a chapter on Latin America and the Caribbean	https://www.un.org/esa/so-cdev/unpfii/documents/2016/Docs-updates/SOWIP_Health.pdf
Indigenous Peoples	U.S. Agency for International Development	Website with policy, blog, and more	https://www.usaid.gov/Indigenous-peoples
LAC Equity Lab: A Platform for Poverty and Inequality Analysis	World Bank	Regional economic data and maps	http://www.worldbank.org/en/topic/poverty/lac-equity-lab

Source: Compiled by CRS.

Table A-3. Resources on Indigenous Land, Natural Resources, and Climate Change in Latin America

Title	Author	Resource Type	URL
The State of the World’s Indigenous Peoples: Rights to Lands, Territories, and Resources, 5th volume (2021)	United Nations	Global report	https://www.un.org/development/desa/Indigenouseoples/wp-content/uploads/sites/19/2021/03/State-of-Worlds-Indigenous-Peoples-Vol-V-Final.pdf
Forest Governance by Indigenous and Tribal People. An Opportunity for Climate Action in Latin America and the Caribbean (2021)	United Nations Food and Agriculture Organization and the Fund for the Development of the Indigenous Peoples of Latin America and the Caribbean	Regional report	http://www.fao.org/3/cb2953en/cb2953en.pdf

Title	Author	Resource Type	URL
Environmental Governance Indicators in Latin America and the Caribbean (2020)	Inter-American Development Bank and World Justice Project	Regional report	https://worldjusticeproject.org/our-work/research-and-data/environmental-governance-indicators-latin-america-and-caribbean
Undermining Rights: Indigenous Lands and Mining in the Amazon (2020)	World Resources Institute	Regional report	https://files.wri.org/d8/s3fs-public/Report_Indigenous_Lands_and_Mining_in_the_Amazon_web_1.pdf
Authorized to Steal: Organized Crime Networks Launder Illegal Timber from the Peruvian Amazon (2019)	Center for International Environmental Law	Regional report covers government oversight, laundering, supply chains and recommendations	https://www.ciel.org/wp-content/uploads/2019/07/Authorized-to-Steal-July-2019.pdf
Blood Gold in the Brazilian Rain Forest (2019)	Jon Lee Anderson, The New Yorker	Regional long article	https://www.newyorker.com/magazine/2019/11/11/blood-gold-in-the-brazilian-rain-forest
Global assessment report on biodiversity and ecosystem services (2019)	Intergovernmental Science-Policy Platform on Biodiversity and Ecosystem Services	Global report with discussion of Indigenous peoples integrated throughout	https://ipbes.net/global-assessment-report-biodiversity-ecosystem-services
Global Report on the Situation of Lands, Territories and Resources of Indigenous Peoples (2019)	Joji Carino, Loreto Tamayo, Indigenous Peoples Major Group for Sustainable Development	Global report with a section on Latin America and the Caribbean	https://www.iwgia.org/imagenes/documents/briefings/IPMG%20Global%20Report%20FINAL.pdf
Rainforest Mafias: How Violence and Impunity Fuel Deforestation in Brazil's Amazon (2019)	Human Rights Watch	Report on Brazilian public and private actors, climate change and public policy	https://www.hrw.org/report/2019/09/17/rainforest-mafias/how-violence-and-impunity-fuel-deforestation-brazils-amazon
Situation of Human Rights of the Indigenous and Tribal Peoples of the Pan-Amazon Region (2019)	Inter-American Commission on Human Rights	Regional report examines threats to Indigenous peoples, challenges to their rights and recommendations	http://www.oas.org/en/iachr/reports/pdfs/Panamazonia2019-en.pdf
At a Crossroads: Consequential Trends in Recognition of Community-Based Forest Tenure from 2002-2017 (2018)	Rights and Resources Initiative	Global report	https://rightsandresources.org/wp-content/uploads/2019/03/At-A-Crossroads_RRI_Nov-2018.pdf
Cornered by Protected Areas (2018)	Victoria Tauli-Corpuz, Janis Alcorn, and Augusta Molnar	Website with global resources including report with case studies of Panama and Peru	https://www.corneredbyas.com/

Title	Author	Resource Type	URL
Looted Amazon (2018)	Infoamazonia and Amazon Georeferenced Socio-Environmental Information Network	Regional report covering mercury, protected areas, Indigenous territories and conflicts	https://illegalmining.amazoniasocioambiental.org/?lang=en
Amazonía Socioambiental	Amazon Geo-Referenced Socio-Environmental Information Network, a consortium of civil society organizations from several countries	Website with maps about the Amazon's protected areas, Indigenous territories, deforestation and more (English, Spanish, Portuguese)	https://www.amazoniasocioambiental.org/en/maps/
EcoCrime Data	Igarapé Institute and InSight Crime	Mapping tool for environmental crime in the Amazon including deforestation, illegal mining, and cattle, soy, and oil activity	https://ecocrime.igarape.org.br/
Environmental Justice Atlas	Autonomous University of Barcelona's Institute of Environmental Science and Technology	Global map with information about level of conflict, communities, commodities, companies, and governmental agencies involved, and reference links	https://ejatlas.org/
Indigenous peoples and food security in Latin America and the Caribbean	FAO Regional Office for Latin America and the Caribbean	Website links to additional regional documents	http://www.fao.org/americas/priorities/pueblos-indigenas/en/
International Indigenous Peoples Forum on Climate Change	United Nations	Website for global caucus of Indigenous peoples participating in United Nations Framework Convention on Climate Change	https://iipfcc.squarespace.com/home
Landmark Map	World Resources Institute, International Land Coalition and others	Global maps, data, country profiles	https://www.landmarkmap.org/

Source: Compiled by CRS.

Table A-4. Resources on International Organizations and Indigenous Peoples in Latin America

Title	Author	Resource Type	URL
Implementing the ILO Indigenous and Tribal Peoples Convention No. 169 Towards an Inclusive, Sustainable and Just Future (2020)	International Labor Organization	Global report on income and employment with regional statistics and a focus on gender differences	https://www.ilo.org/wcmsp5/groups/public/---dgreports/---dcomm/---publ/documents/publication/wcms_735607.pdf

Title	Author	Resource Type	URL
The state of the world’s Indigenous peoples: Implementing the United Nations Declaration on the Rights of Indigenous Peoples, 4th volume (2019)	United Nations	Global report covers Declaration implementation, official statistics, challenges and priorities	https://social.un.org/unpfii/sowip-vol4-web.pdf
Indigenous Peoples and Local Communities Portal	World Intellectual Property Organization	Website provides access to global publications and events	https://www.wipo.int/tk/en/Indigenous/
Indigenous Peoples—OAS	Organization of American States	Website provides access to the Rapporteurship on the Rights of Indigenous Peoples of the Inter-American Commission on Human Rights, Summits of the Americas, special regional projects and more	http://www.oas.org/en/topics/Indigenous_peoples.asp
Indigenous and tribal peoples	International Labor Organization	Website provides access to global projects, publications and supervision of conventions	https://www.ilo.org/global/topics/Indigenous-tribal/lang--en/index.htm
United Nations for Indigenous Peoples	United Nations’ Department of Economic and Social Affairs	Website provides access to the global Permanent Forum on Indigenous Issues, the World Conference on Indigenous Peoples, expert group meetings, the Special Rapporteur on the rights of Indigenous peoples and more	https://www.un.org/development/desa/Indigenouseoples/

Source: Compiled by CRS.

Table A-5. Resources on Indigenous Peoples’ Human Rights in Latin America

Title	Author	Resource Type	URL
Front Line Defenders Global Analysis 2020 (2021)	Front Line Defenders	Global report about physical, digital, legal and social attacks against human rights defenders	https://www.frontlinedefenders.org/sites/default/files/fl_d_global_analysis_2020.pdf
Annual Report 2020/21: The State of the World’s Human Rights	Amnesty International	Global report, see “Americas Regional Overview”	https://www.amnesty.org/download/Documents/POLI032022021ENGLISH.PDF
Human Rights in the Americas Annual Report 2019 (2020)	Amnesty International	Regional report with subsection on Indigenous peoples for each country	https://www.amnesty.org/en/documents/amr01/1353/2020/en/

Title	Author	Resource Type	URL
Indigenous World 2021	International Work Group for Indigenous Affairs	Annual global reports since 1986 about developments affecting Indigenous peoples, organized by country	https://www.iwgia.org/en/resources/Indigenous-world.html
Indigenous Women and Their Human Rights in the Americas (2017)	Inter-American Commission on Human Rights	Regional report with hearings, cases, thematic and country reports that document violations of the human rights of Indigenous women	http://www.oas.org/en/iachr/reports/pdfs/IndigenousWomen.pdf
Guaranteeing Indigenous people's rights in Latin America: Progress in the past decade and remaining challenges (2014)	United Nations Economic Commission for Latin America and the Caribbean	Regional report covers sociopolitical context, territorial rights, and rights to well-being and information	https://repositorio.cepal.org/bitstream/handle/11362/3705114/S1420782_en.pdf
Business, Civic Freedoms & Human Rights Defenders Portal	Business & Human Rights Resource Centre	Global database of attacks on human rights defenders from 2015 to present, which specifies Indigenous victims	https://www.business-humanrights.org/search-human-rights-defenders
Country Reports on Human Rights Practices	U.S. State Department	Annual global reports cover each country with a section "Discrimination, Societal Abuses, and Trafficking in Persons" that includes Indigenous peoples	https://www.state.gov/reports-bureau-of-democracy-human-rights-and-labor/country-reports-on-human-rights-practices/
Indigenous Navigator	Community-generated data, website supported by the European Union	Website and global database	http://nav.Indigenousnavigator.com/

Source: Compiled by CRS.

Appendix B. National Agencies of Indigenous Affairs

Table B-I. Principal National Agencies Overseeing Indigenous Affairs

Country	Agency (parent agency, office)	Website
Argentina	Secretaría de Derechos Humanos, Instituto Nacional de Asuntos Indígenas	https://www.argentina.gob.ar/derechos/humanos/inai
Bolivia	Ministerio de Culturas, Descolonización y Despatriarcalización	https://www.minculturas.gob.bo/
Brazil	Fundação Nacional do Índio; Ministério da Agricultura, Pecuária e Abastecimento	http://www.funai.gov.br/ http://www.agricultura.gov.br/
Chile	Ministerio de Desarrollo Social y Familia, Corporación Nacional de Desarrollo Indígena	http://www.conadi.gob.cl/
Colombia	Ministerio del Interior, Dirección de Asuntos Indígenas, ROM y Minorías	https://www.mininterior.gov.co/mision/direccion-de-asuntos-indigenas-rom-y-minorias
Costa Rica	Comisión Nacional de Asuntos Indígenas	http://www.conai.go.cr/
Ecuador	Consejo Nacional para la Igualdad de Pueblos y Nacionalidades	http://www.pueblosynacionalidades.gob.ec/
El Salvador	Ministerio de Cultura ^a	https://www.cultura.gob.sv/marco-institucional/
Guatemala	Ministerio Público, Secretaría de Pueblos Indígenas	https://www.mp.gob.gt/nosotros/
Guyana	Ministry of Amerindian Affairs	https://moipa.gov.gy/
Honduras	Secretaría de Desarrollo e Inclusión Social, Dirección de Pueblos Indígenas y Afrohondureños	http://dinafroh.sedis.gob.hn/direccion-de-pueblos-indigenas-y-afrohondurenos-dinafroh
Mexico	Instituto Nacional de los Pueblos Indígenas; Secretaría de Cultura, Instituto Nacional de Lenguas Indígenas;	https://www.gob.mx/inpi
Nicaragua	Asamblea Nacional, Comisión de Asuntos de los Pueblos Originarios, Afrodescendientes y Regímenes Autónomos; Comisión Nacional de Demarcación y Titulación	http://legislacion.asamblea.gob.ni/Tablas%20Generales.nsf/InfoComision.xsp?documentId=70FB74CCEB9CB64E0625838C004FC379&action=openDocument
Panama	Ministerio de Gobierno y Justicia, Viceministerio de Asuntos Indígenas; Ministerio de Salud, Dirección de Asuntos Sanitarios Indígenas	http://www.mingob.gob.pa/viceministerio-asuntos-indigenas/ http://www.minsa.gob.pa/direccion/direccion-de-asuntos-sanitarios-indigenas

Paraguay	Presidencia de la República, Instituto Paraguayo del Indígena	http://www.indi.gov.py/
Peru	Ministerio de Salud, Dirección de Pueblos Indígenas u Originarios; Ministerio de Cultura, Base de datos de Pueblos Indígenas u Originarios	https://www.gob.pe/7662- ministerio-de-salud-organizacion- de-ministerio-de-salud https://bdpi.cultura.gob.pe/index.php/ /
Uruguay	Ministerio del Interior, Área Étnico Racial	https://www.minterior.gub.uy/index. php?option=com_content&view=ar ticle&id=3447
Venezuela	Ministerio del Poder Popular para los Pueblos Indígenas	http://www.minpi.gob.ve/

Source: Compiled by CRS.

- a. The Ministry of Culture mentions Indigenous peoples only in its list of responsibilities “Ejercer la rectoría de los procesos relacionados con el desarrollo socio cultural de los pueblos indígenas.”

Author Information

Carla Y. Davis-Castro
Research Librarian

Disclaimer

This document was prepared by the Congressional Research Service (CRS). CRS serves as nonpartisan shared staff to congressional committees and Members of Congress. It operates solely at the behest of and under the direction of Congress. Information in a CRS Report should not be relied upon for purposes other than public understanding of information that has been provided by CRS to Members of Congress in connection with CRS’s institutional role. CRS Reports, as a work of the United States Government, are not subject to copyright protection in the United States. Any CRS Report may be reproduced and distributed in its entirety without permission from CRS. However, as a CRS Report may include copyrighted images or material from a third party, you may need to obtain the permission of the copyright holder if you wish to copy or otherwise use copyrighted material.