

# Railroad Retirement Board: Trust Fund Investment Practices

Updated March 15, 2021

**Congressional Research Service**  
<https://crsreports.congress.gov>

RS22782

## Summary

The Railroad Retirement Board (RRB), an independent federal agency, administers retirement, survivor, disability, unemployment, and sickness insurance for railroad workers and their families. Railroad retirement payroll taxes include two tiers—Tier I and Tier II taxes. The Tier I tax finances the Tier I railroad retirement benefit that is equivalent to Social Security benefits and the Tier II tax finances the Tier II benefit, Tier I benefits in excess of Social Security benefits, and supplemental annuities.

Since 2002, Tier II tax revenues in excess of obligatory RRB benefits and associated administrative costs have been invested in private stocks, bonds, and other investments. Prior to the Railroad Retirement and Survivors' Improvement Act of 2001 (RRSIA; P.L. 107-90), surplus railroad retirement assets could only be invested in U.S. government securities—just as the Social Security trust funds must be invested. The RRSIA established the National Railroad Retirement Investment Trust (NRRIT; hereinafter, the Trust) to manage and invest part of the RRB's assets in much the same way that the assets of private-sector and most state and local government pension plans are invested. The remainder of RRB's assets continues to be invested solely in U.S. government securities.

Congress structured the Trust in an effort to ensure investment independence and limit political interference. It also aimed to increase railroad retirement system funding, add enhanced benefits, potentially reduce taxes, and protect system financing in case of market downturns. The Trust's assets are invested in a diversified portfolio, both to minimize investment risk and avoid disproportionate influence over an industry or firm. The Trust is a tax-exempt entity independent of the federal government, and it is not subject to the same oversight as federal agencies. However, the RRSIA requires an annual management report to Congress.

From its inception in February 2002 to the end of 2020, \$21.3 billion has been transferred to the Trust from the RRB and \$28.1 billion has been transferred from the Trust to pay railroad retirement benefits. At the end of 2020, the net asset value of the Trust was \$26.3 billion. The Trust's investments have generally followed the markets' recent performance. From FY2003 to FY2019, the Trust's annual returns averaged 7.9%, slightly lower than expectations of the bill's drafters, who assumed nominal annual returns of 8.0%. As the Trust's investment portfolio diversified over time, its administrative expenses steadily increased, to 36 basis points in FY2011, but fell to 27 basis points in FY2019, and remained low when compared with other mutual funds in 2019.

The combined fair market value of Tier II taxes and Trust assets is designed to maintain four to six years' worth of RRB benefits and administrative expenses. To maintain this balance, the Railroad Retirement Tier II tax rates automatically adjust as needed. This tax adjustment does not require congressional action. The Railroad Retirement Tier II tax rates increased in 2013 and most recently in 2015.

## Contents

Background.....	1
History of the Trust .....	1
Structure of the Trust.....	2
Independence.....	2
Goals .....	3
Impact on Railroad Retirement Tier II Tax Rates .....	3
Investment Guidelines .....	4
Oversight .....	6
Accounting in the Federal Budget .....	7
Performance of the Trust.....	8
Comparison to Benchmarks .....	8
Administrative Expenses .....	9

## Figures

Figure 1. Average Account Benefits Ratio (ABR) and Tier II Tax Rates, 2004-2021 .....	4
Figure 2. NRRIT Target Asset Allocations, FY2006-FY2019 .....	5
Figure 3. Actual Trust Rates of Return Compared with Strategic Policy Benchmarks .....	9

## Tables

Table 1. Current Trust Target Asset Allocations and Ranges.....	4
Table 2. Trust Expense Ratios .....	9

## Contacts

Author Information .....	10
Acknowledgments.....	10

## Background

The Railroad Retirement Act authorizes retirement, survivor, and disability benefits for railroad workers and their families.<sup>1</sup> The Railroad Retirement Board (RRB), an independent federal agency, administers these benefits. Workers covered by the RRB include those employed by railroads engaged in interstate commerce and related subsidiaries, railroad associations, and railroad labor organizations. These benefits are earned by railroad workers and their families in lieu of Social Security.

Railroad retirement benefits are divided into two tiers. Tier I benefits are generally computed using the Social Security benefit formula, on the basis of earnings covered by either the Railroad Retirement or Social Security programs. In some cases, RRB Tier I benefits can be higher than comparable Social Security benefits. For example, RRB beneficiaries may receive unreduced Tier I retirement benefits as early as aged 60 if they have at least 30 years of railroad service; Social Security beneficiaries may receive unreduced retirement benefits only when they reach their full retirement ages, currently rising from aged 65 to 67. RRB Tier II benefits are similar to private pension benefits and are based only on railroad work.<sup>2</sup>

The Tier I railroad retirement benefit that is equivalent to Social Security benefits is mainly financed by Tier I payroll taxes (typically the same rate as the 12.4% Social Security payroll tax—6.2% for employers and 6.2% for employees—on earnings up to \$142,800 in 2021) and Social Security’s financial interchange transfers.<sup>3</sup> Tier II benefits, Tier I benefits in excess of Social Security benefits, and supplemental annuities<sup>4</sup> are mainly financed by Tier II payroll taxes (currently 13.1% for employers and 4.9% for employees on earnings up to \$106,200 in 2021) and transfers from the National Railroad Retirement Investment Trust (NRRIT; hereinafter, the Trust).

## History of the Trust

Beginning in 2002, Tier II tax revenues in excess of obligatory benefits and associated administrative costs have been transferred from the Railroad Retirement Accounts to the Trust, which is invested in private stocks, bonds, and other investments. Prior to the Railroad Retirement and Survivors’ Improvement Act of 2001 (RRSIA; P.L. 107-90), surplus railroad retirement assets could be invested only in U.S. government securities—just as the Social

<sup>1</sup> 45 U.S.C. §231 et seq. For additional information on the RRB, see CRS Report RS22350, *Railroad Retirement Board: Retirement, Survivor, Disability, Unemployment, and Sickness Benefits*.

<sup>2</sup> Railroad employers also finance a supplemental annuity program for certain railroad employees hired before October 1981. General revenues finance a vested dual benefit for certain railroad employees who were eligible for benefits before 1975.

<sup>3</sup> The financial interchange is intended to place the Social Security Trust Funds in the same position in which they would have been had railroad employment been covered by the Social Security since Social Security’s inception. This involves computing the amount of Social Security taxes that would have been collected on railroad employment, and computing the amount of additional benefits which Social Security would have paid to railroad retirement beneficiaries during the same fiscal year. When benefit reimbursements exceed payroll taxes, the difference, with an allowance for interest and administrative expenses, is transferred from the Social Security Trust Funds to the Social Security Equivalent Benefits Account. If taxes exceed benefit reimbursements (this has not happened since 1951), a transfer would be made in favor of the Social Security Trust Funds.

<sup>4</sup> Supplemental annuities are payable to employees first hired before October 1981, aged 60 with at least 30 years of covered railroad service or aged 65 and older with at least 25 years of covered railroad service, and a current connection with the railroad industry.

Security trust funds must be invested.<sup>5</sup> The RRSIA established the Trust to manage and invest assets in the Railroad Retirement Account in much the same way that the assets of private-sector retirement plans are invested. The RRB also receives transfers from the Trust, as needed, to pay railroad retirement and survivor benefits. Assets in the Social Security Equivalent Benefits Account, which are used for RRB Tier I benefits that are equivalent to Social Security benefits, continue to be invested solely in U.S. government bonds, as required by law.

Since February 2002 when railroad retirement funds were first invested through the Trust, a total of \$21.3 billion has been transferred to the Trust from the RRB,<sup>6</sup> and, as of the end of 2020, \$28.1 billion in earnings have been transferred from the Trust to the RRB to pay railroad benefits and administrative expenses.<sup>7</sup> From its inception to the end of 2020, the Trust has earned a total of \$33.1 billion. At the end of 2020, the market value of the Trust's managed assets was \$26.3 billion.<sup>8</sup>

## Structure of the Trust

### Independence

Congress structured the Trust to be independent and free of political interference. As such, the Trust is a tax-exempt entity independent of the RRB and is not part of the federal government, which has no responsibilities for administering RRB benefits. The Trust's trustees are required to act solely in the interest of the RRB and the railroad retirement system participants. The fiduciary rules governing the trustees are similar to those required by the law that governs the private pension system, the Employee Retirement Income Security Act (ERISA).<sup>9</sup>

The board of the Trust is made up of seven trustees who have expertise in managing financial investments and pension plans. Three of the trustees are selected by railroad labor unions, three by railroad management, and one by the other six trustees. Each trustee serves a three-year term. A professional staff handles the Trust's day-to-day operations.

Independent investment managers invest the Trust's assets according to the investment guidelines established by the trustees. Each investment manager

- may control no more than 10% of the Trust's assets;
- must vote all proxies he or she holds in the Trust's portfolio in the sole interest of railroad retirement participants and beneficiaries;
- must certify each year that all proxies have been voted in the sole interest of railroad retirement participants and beneficiaries; and

---

<sup>5</sup> The Social Security trust funds may not be invested in private markets. For additional information on current practices, see CRS In Focus IF10564, *Social Security Trust Fund Investment Practices*.

<sup>6</sup> National Railroad Retirement Investment Trust (NRRIT), *Quarterly Update for the Period Ending December 31, 2020*, January 2021, at <https://www.rrb.gov/sites/default/files/2021-02/qrly122020.pdf>. The Trust has received no transfers from the RRB since the end of FY2004.

<sup>7</sup> NRRIT, *Quarterly Update for the Period Ending December 31, 2020*, p. 1.

<sup>8</sup> NRRIT, *Quarterly Update for the Period Ending December 31, 2020*, p. 2.

<sup>9</sup> For additional information on ERISA, see CRS Report 95-926, *Regulating Private Pensions: A Brief Summary of ERISA*.

- must record votes and provide them to the Trust upon request.<sup>10</sup>

## Goals

Congress designed the Trust to increase RRB funding. Investing railroad retirement funds in private markets was expected to yield higher average annual returns than investing solely in government securities. The higher returns were intended to pay for the enhanced benefits that were established in the RRSIA and to potentially reduce future tax rates for railroad employers and employees.<sup>11</sup>

## Impact on Railroad Retirement Tier II Tax Rates

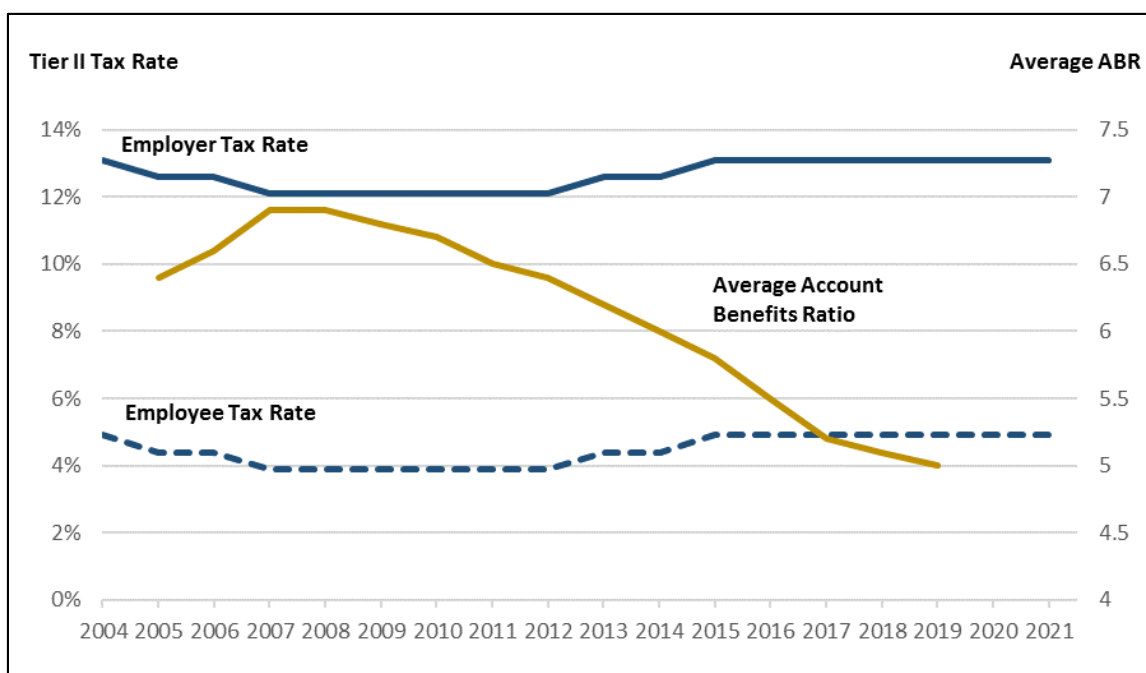
Under the RRSIA, Tier II taxes on both employers and employees are automatically adjusted according to the average account benefits ratio. The average account benefits ratio (ABR) is the average of the 10 most recent annual ABRs. The ABR is the ratio of the combined fair market value of Railroad Retirement Account and Trust assets as of the close of the fiscal year to the total RRB benefits and administrative expenses paid from the Railroad Retirement Account and the Trust in that fiscal year. A higher average ABR will result in a lower Tier II tax rate and consequently lower future tax income, whereas a lower average ABR results in higher Tier II tax rates and income.

Depending on the average ABR, Tier II taxes for employers can range between 8.2% and 22.1% and the Tier II tax rate for employees is capped at 4.9%. Since the Trust's inception, Tier II tax rates have been lowered twice and increased twice (see **Figure 1**). In 2005, the Tier II tax rate on employers was automatically lowered from 13.1% to 12.6% and the tax rate on employees was lowered from 4.9% to 4.4%. Tier II tax rates were lowered again in 2007 to 12.1% on employers and 3.9% on employees. In 2013, tax rates were raised to 12.6% and 4.4% on employers and employees, respectively, and in 2015, the rates were raised to their current levels of 13.1% on employers and 4.9% on employees. The maximum amount of earnings subject to Tier II taxes is \$106,200 in 2021.

---

<sup>10</sup> NRRIT, *Annual Management Report for Fiscal Year 2019*.

<sup>11</sup> U.S. Congress, House Committee on Transportation and Infrastructure, *Railroad Retirement and Survivors Improvement Act of 2001*, report to accompany H.R. 1140, 107<sup>th</sup> Cong., 1<sup>st</sup> sess., May 24, 2001, H.Rept. 107-82, part 1 (Washington: GPO, 2001), pp. 14-15. Hereinafter cited as H.Rept. 107-82, part 1.

**Figure I. Average Account Benefits Ratio (ABR) and Tier II Tax Rates, 2004-2021**

**Source:** National Railroad Retirement Investment Trust, *Annual Management Report for Fiscal Year 2006-2019*; and Railroad Retirement Board, *RRB Reminders for 2020 and 2021*.

**Notes:** The Average ABR was measured at the end of each fiscal year (September 30 of each calendar year) and was available through the end of FY2019. The Tier II tax rate was applied to railroad employers and employees in each calendar year and was available through 2021.

## Investment Guidelines

The Trust's assets are invested in a diversified portfolio, both to minimize investment risk and avoid disproportionate influence over a particular industry or firm. The investment guidelines adopted by the trustees include target asset allocations developed by the Trust's investment staff in consultation with an independent investment advisory firm. Outside investment managers hired by the Trust invest the assets according to these guidelines. The resulting investment performance is monitored by the trustees and the Trust's Chief Investment Officer. The current investment guidelines are shown in detail in **Table 1**.

**Table 1. Current Trust Target Asset Allocations and Ranges**  
(effective beginning October 1, 2017)

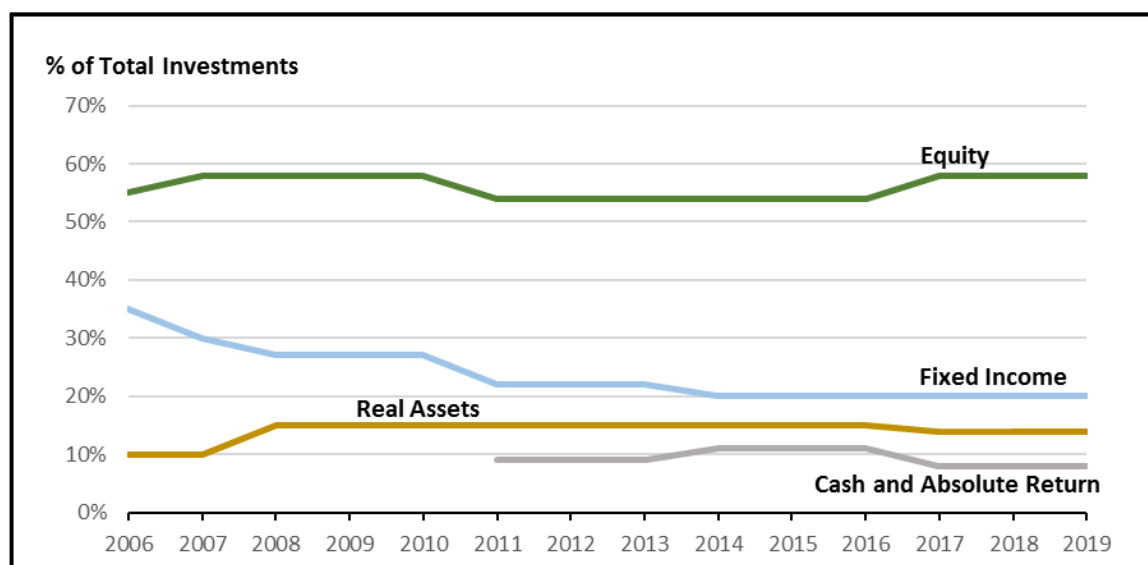
Asset Class	Target Allocation	Target Allocation Range
<b>Equity</b>	<b>58%</b>	
Domestic	24%	19%-29%
International	24%	19%-29%
Private	10%	5%-15%
<b>Fixed Income</b>	<b>20%</b>	
Domestic	14%	10%-18%
International	4%	2%-6%

Asset Class	Target Allocation	Target Allocation Range
Private Debt	2%	0%-4%
<b>Real Assets</b>	<b>14%</b>	
Commodities	4%	2%-6%
Real Estate	10%	5%-15%
<b>Other</b>	<b>8%</b>	
Absolute Return	7%	3%-11%
Cash	1%	0%-3%

**Source:** National Railroad Retirement Investment Trust, *Annual Management Report for Fiscal Year 2019*, 2019, p. 17, [https://www.rrb.gov/sites/default/files/2020-04/FY2019\\_Report\\_with\\_Auditors\\_Report.pdf](https://www.rrb.gov/sites/default/files/2020-04/FY2019_Report_with_Auditors_Report.pdf). See pages 17-19 for detailed definitions of assets.

The Trust's target asset allocations change over time to reflect current market expectation (see **Figure 2**).<sup>12</sup> For example, from FY2006 to FY2014, the Trust has continued its effort in moving away from fixed income investment, with a decline from 35% of total investments to 20%. The target proportion of total investment in fixed income has remained at 20% after FY2014. The target proportion of total investments in equity—domestic, international, and private equity—has been relatively stable between FY2006 and FY2019, ranging from 54% to 58%. The percentage of total investments in private equity increased from 5% in FY2006 to 10% in FY2008, and remained at this level thereafter. The investment in real assets, including real estate and commodities, increased from 10% of total investments in FY2006 to 15% in FY2008 and then the proportion remained relatively stable. Cash and absolute return investments were adopted in FY2011, and they have accounted for around 10% of total investments since then.

**Figure 2. NRRIT Target Asset Allocations, FY2006-FY2019**



**Source:** National Railroad Retirement Investment Trust, *Annual Management Report for Fiscal Year 2006-2019*.

<sup>12</sup> At the Trust's inception, the initial asset allocation policy established target weights between 2002 and 2006 were 47% in domestic equity, 21% in international equity, and 32% in fixed income. National Railroad Retirement Investment Trust, *Annual Management Report for Fiscal Year 2007*, at [https://www.goiam.org/wp-content/uploads/2015/08/uploadedFiles\\_TCUnion\\_Railroad\\_Retirement\\_Updates\\_2007\\_Annual\\_Report.pdf](https://www.goiam.org/wp-content/uploads/2015/08/uploadedFiles_TCUnion_Railroad_Retirement_Updates_2007_Annual_Report.pdf).

**Notes:** Real assets include investments in real estate and commodities.

## Oversight

The Trust is an independent nongovernmental entity, and it is not subject to the same oversight as federal agencies. The RRSIA outlines specific reporting requirements, including an annual management report to Congress. The report must include a statement of financial position, a statement of cash flows, a statement on internal accounting and administrative control systems, and any other information necessary to inform Congress about the operations and financial condition of the Trust. The financial statements must be audited by independent public accountants. A copy of the annual report and audit must be submitted to the President, the RRB, and the Director of the Office of Management and Budget (OMB). The RRB has the authority to bring a civil action to enforce provisions of the act.

In 2002, shortly after the Trust was created, the Trust, RRB, OMB, and the Treasury co-signed a memorandum of understanding that requires the Trust to submit a monthly report to the RRB containing the information on investment and other transactions. The RRB then uses this information to prepare monthly financial reports submitted to the Treasury.<sup>13</sup> In a 2014 report, the Government Accountability Office (GAO) interviewed RRB officials regarding their relationship with the Trust. RRB officials indicated that the annual reports and other communications between the RRB and the Trust had “effectively provided continuous oversight” on the Trust.<sup>14</sup>

Between 2004 and 2012, the Trust commissioned four performance reviews, including reviews of its internal financial controls, investment operations, and others.<sup>15</sup> In 2014, the Trust and the RRB entered a memorandum of understanding that specifies the timing of future performance reviews (every three years starting in 2015) and the structure, scope, management, cost, and assessment of those reviews.<sup>16</sup> According to the memorandum, qualified independent professionals will complete the performance reviews, and the RRB and the Trust will review the results and assess the appropriate changes (if any) to the practices or procedures of the Trust. These performance audits are not required by law.

In addition, the Trust worked with the GAO during 2018 to create a memorandum of understanding related to the GAO’s access to information supporting the Trust’s audited financial statements. The memorandum was implemented in FY2019 and provides for coordination

<sup>13</sup> The memorandum of understanding was included in NRRIT, *Annual Management Report for Fiscal Year 2019*, Appendix C, at [https://rrb.gov/sites/default/files/2020-04/FY2019\\_Appendices.pdf](https://rrb.gov/sites/default/files/2020-04/FY2019_Appendices.pdf).

<sup>14</sup> GAO, *Oversight of the National Railroad Retirement Investment Trust*, May 2014, GAO-14-312. Communications between the RRB and Trust also include twice face-to-face meetings each year and quarterly conference calls.

<sup>15</sup> The four performance audits took place in 2004, 2006, 2009, and 2012. The detailed information of each performance audit is available at GAO, *Oversight of the National Railroad Retirement Investment Trust*, Table 3.

<sup>16</sup> The memorandum of understanding was included in NRRIT, *Annual Management Report for Fiscal Year 2019*, Appendix D, at [https://rrb.gov/sites/default/files/2020-04/FY2019\\_Appendices.pdf](https://rrb.gov/sites/default/files/2020-04/FY2019_Appendices.pdf). According to the memorandum, the Trust commissioned two additional performance reviews in 2015 and 2018. The 2015 performance review, among others, assessed NRRIT’s corporate governance oversight framework over its investment activities and its overall fiduciary responsibilities as outlined in the Trust’s governing documents. The 2018 performance review assessed the content of and the process related to the development of the Trust’s investment documents, including the Trust’s investment guidelines and asset allocation, investment plan, performance benchmarks, and the quarterly reporting package regularly provided to the board. CRS received the information of the performance reviews in 2015 and 2018 from NRRIT in March 2021.

between the GAO and the Trust's auditors to facilitate the inclusion of audited Trust net asset balances in the Financial Report of the U.S. Government.<sup>17</sup>

At the same time, however, the RRB Office of Inspector General (OIG) has expressed concerns about the effectiveness of the oversight of the Trust. In 2008, the OIG argued that the required annual financial audit in and of itself "is not adequate to support the RRB's enforcement responsibility because such audits are not intended to provide information about all areas of risk that could indicate the need for enforcement action."<sup>18</sup> The OIG noted that there are fewer safeguards protecting the Trust than there are for the retirement investments of federal government and private-sector workers. For example, there is no federal requirement for performance audits of the Trust by an independent auditor such as the RRB's OIG, the GAO, or public accountants. Those performance audits would assess program effectiveness, economy and efficiency, internal control, and compliance with the law.

In 2011, the OIG reiterated its concerns with the oversight of the Trust and stated,

The lack of NRRIT investment fund management accountability, transparency, and stringent financial oversight can be precursors to fraud, waste and abuse. Within the Federal agency spectrum there is no comparable example where Federal program assets are completely outside the jurisdiction of a Federal agency's appointed Inspector General. However, the NRRIT fund which supports the Railroad Retirement program remains outside the purview of those appointed to protect the interests of the program's beneficiaries and the tax-paying public.<sup>19</sup>

In a recent report in FY2018, the OIG asserted that lack of access to the Trust's auditor continued to be a concern,

This lack of cooperation and communication prevents OIG auditors from obtaining sufficient appropriate audit evidence regarding the RRB's financial statements... During fiscal year 2014, [OIG] recommended that an independent committee be established to identify a functional solution that would enable communication between OIG and NRRIT's auditors. Although RRB management did not concur with this recommendation, [OIG] will continue to cite this issue and the need for corrective action.<sup>20</sup>

## Accounting in the Federal Budget

As required in the RRSIA, Trust purchases and sales initially were treated as exchanges of assets of equal value, thus did not produce direct budgetary cost or income.<sup>21</sup> The law did not prescribe

<sup>17</sup> The memorandum of understanding was included in NRRIT, *Annual Management Report for Fiscal Year 2019*, Appendix E, at [https://rrb.gov/sites/default/files/2020-04/FY2019\\_Appendices.pdf](https://rrb.gov/sites/default/files/2020-04/FY2019_Appendices.pdf).

<sup>18</sup> Railroad Retirement Board, Office of Inspector General, *Statement of Concern: National Railroad Retirement Investment Trust Lack of Provision for Performance Audits*, March 31, 2008, <https://www.rrb.gov/sites/default/files/2017-05/nrritStatement.pdf>.

<sup>19</sup> Railroad Retirement Board, Office of the Inspector General, *Office of the Inspector General's Proposal to Improve Business Efficiency at the Railroad Retirement Board*, September 21, 2011, p. 5, [https://rrb.gov/sites/default/files/2017-05/SR\\_092111.pdf](https://rrb.gov/sites/default/files/2017-05/SR_092111.pdf).

<sup>20</sup> RRB Office of Inspector General, *Independent Auditor's Report in Performance and Accountability Report of FY2018*, p. 9, at [https://www.rrb.gov/sites/default/files/2018-11/Report%20on%20the%20Railroad%20Retirement%20Board%27s%20Financial%20Statements%20%20Fiscal%20Year%202018%20%287.2%20MB%29\\_0.pdf](https://www.rrb.gov/sites/default/files/2018-11/Report%20on%20the%20Railroad%20Retirement%20Board%27s%20Financial%20Statements%20%20Fiscal%20Year%202018%20%287.2%20MB%29_0.pdf).

<sup>21</sup> For budgetary purposes, purchases or sales by the Trust are treated as a means of financing, which are not considered as outlays or receipts, so they are nonbudgetary. This differs from long-standing budgetary rules, which usually treat an investment in nonfederal securities as the purchase of an asset, recording both an obligation and an outlay equal to the

the treatment of unrealized capital gains and losses on the Trust's investments. The Congressional Budget Office (CBO) and OMB agreed that any capital loss or gain resulting from changes in market prices would be recognized in the year in which the price change occurs, and interest payments and dividends would be recorded as offsetting receipts.<sup>22</sup> As a result, income and capital gains reduce outlays and the deficit, and losses increase them. This reflects the change in real economic resources available to the government as the value of the Trust changes. As for future performance, both CBO and OMB use risk-adjusted rate of return assumptions—that is, they assume that the Trust's investments will earn the comparable Treasury bond rate.

## Performance of the Trust

From FY2003 to FY2018, the Trust's average annual performance (with an average annual rate of return, net of fees, of 8.2%) slightly exceeded expectations expressed by the RRSIA's drafters, which had assumed that Trust investments would earn an average annual rate of return of 8.0%.<sup>23</sup> In FY2019, the Trust's annual rate of return, net of fees, was 2.8%, resulting in 7.9% for the average annual rate of return from FY2003 to FY2019, slightly below the RRSIA drafter expectation.

For the first half of the Trust's existence, its returns largely exceeded expectations. Prior to FY2008, the average rate of return on Trust investments was 14.7% and the average rate of return exceeded the expected rate of 8.0% through FY2010. The Trust then had negative rates of return in FY2008 (-19.1%) and FY2009 (-0.7%) but rebounded with an 11.2% rate of return in FY2010, followed by a slightly negative rate of return of -0.1% in FY2011. The FY2012 rate of return of 16.4% brought the average annual rate of return of the Trust above the expected level of 8.0% for the first time in two years (since FY2010). The rate of return was 7.4% in FY2018 and dropped to 2.8% in FY2019.<sup>24</sup>

## Comparison to Benchmarks

The Trust's annual rates of return have generally compared favorably to its benchmarks. A benchmark is a standard used for comparison when measuring investment performance, and the NRRIT strategic policy benchmark is based on a series of benchmarks corresponding to each of the major asset classes in the Trust.<sup>25</sup> For example, the current benchmark for the Trust's investments in domestic equities is the Russell 3000 Index.<sup>26</sup>

As shown in **Figure 3**, in the majority of years between FY2003 and FY2019, Trust performances exceeded its strategic policy benchmarks. In FY2006 and FY2007, the Trust's performances were roughly equal to its benchmarks, whereas in FY2008, FY2009, FY2011, FY2016, and FY2019

---

purchase price during the year of the purchase.

<sup>22</sup> For more information on accounting for government investment in private markets, see Congressional Budget Office, *Evaluating and Accounting for Federal Investment in Corporate Stocks and Other Private Securities*, January 2003, <http://www.cbo.gov/sites/default/files/cbofiles/ftpdocs/40xx/doc4023/01-08-03-stocks.pdf>.

<sup>23</sup> H.Rept. 107-82, part 1, p. 14.

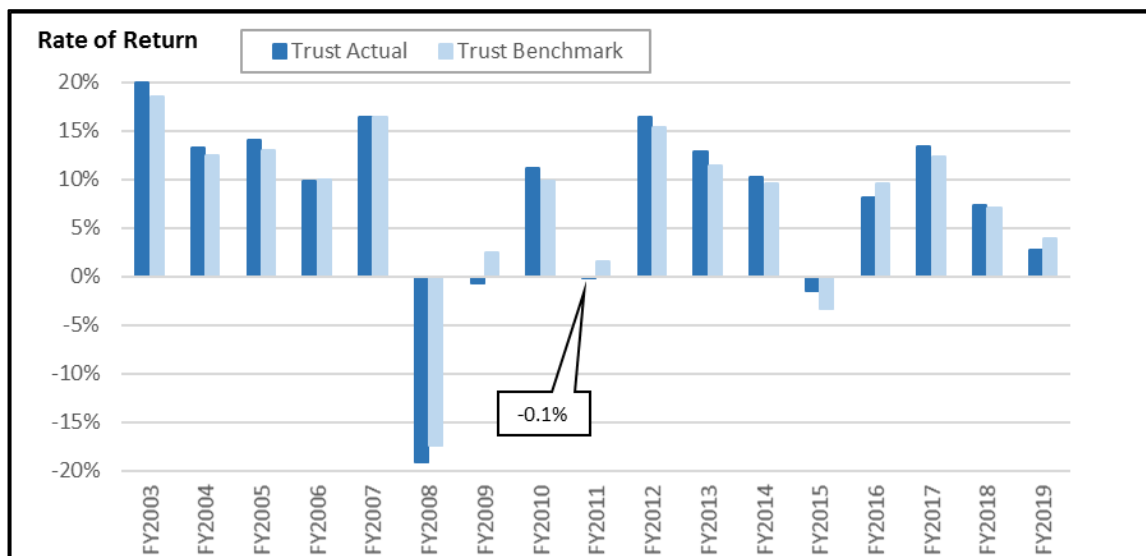
<sup>24</sup> NRRIT, *Annual Management Report for Fiscal Year 2019*, p. 16, [https://www.rrb.gov/sites/default/files/2020-04/FY2019\\_Report\\_with\\_Auditors\\_Report.pdf](https://www.rrb.gov/sites/default/files/2020-04/FY2019_Report_with_Auditors_Report.pdf).

<sup>25</sup> Benchmarks for each of the Trust's asset classes are provided in NRRIT, *Annual Management Report for Fiscal Year 2019*, Appendix B.

<sup>26</sup> Additional information on the Russell 3000 Index is available on the website of Russell Investments at <http://www.ftse.com/Analytics/FactSheets/temp/44c7ed53-1026-4910-9fda-55fb203f8744.pdf>.

the Trust's investments had lower returns than its strategic policy benchmarks. In FY2019, the Trust's rate of return of 2.8% (net of fees) was lower than the benchmark of 3.9%.<sup>27</sup>

**Figure 3. Actual Trust Rates of Return Compared with Strategic Policy Benchmarks (FY2003-FY2019)**



**Source:** National Railroad Retirement Investment Trust, *Annual Management Report for Fiscal Year 2019*, p. 16; and previous editions.

**Notes:** Rates of return are net of fees.

## Administrative Expenses

The Trust's administrative expenses steadily increased through FY2011 as its investment portfolio diversified. However, as shown in **Table 2**, beginning in FY2012, the Trust's administrative expense ratio decreased, mirroring a national trend of decreasing expense ratios for mutual and money market funds. The Trust's administrative expenses remain low compared with industry standards. In FY2019, the Trust's expense ratio was 27 basis points (expenses were 0.27% of average net assets).<sup>28</sup> In comparison, in 2019, average expense ratios were 52 basis points for equity funds, 48 basis points for bond funds, 62 basis points for hybrid funds, and 25 basis points for money market funds.<sup>29</sup>

**Table 2. Trust Expense Ratios (FY2003-FY2019)**

Fiscal Year	Basis Points
2003	2
2004	4
2005	9
2006	15

<sup>27</sup> NRRIT, *Annual Management Report for FY2019*, p. 16; and previous editions.

<sup>28</sup> NRRIT, *Annual Management Report for FY2019*, p. 20.

<sup>29</sup> Investment Company Institute, *Trends in the Fees and Expenses of Mutual Funds, 2019*, March 2019, <https://www.ici.org/pdf/per26-01.pdf>.

Fiscal Year	Basis Points
2007	24
2008	25
2009	26
2010	33
2011	36
2012	30
2013	29
2014	29
2015	27
2016	28
2017	31
2018	29
2019	27

**Source:** National Railroad Retirement Investment Trust, *Annual Management Report for Fiscal Year 2019*, p. 20; and previous editions.

**Notes:** One basis point is equal to 1/100<sup>th</sup> of 1% of the average net assets of a fund. For example an expense ratio of 27 basis points indicates that expenses were 0.27% of average net assets.

## Author Information

Zhe Li  
Analyst in Social Policy

## Acknowledgments

CRS Analyst Scott Szymendera originally authored an earlier version of this report. CRS Specialist Julie Whittaker made additional contributions. CRS Research Assistant Isaac Nicchitta contributed in updating the report.

---

## **Disclaimer**

This document was prepared by the Congressional Research Service (CRS). CRS serves as nonpartisan shared staff to congressional committees and Members of Congress. It operates solely at the behest of and under the direction of Congress. Information in a CRS Report should not be relied upon for purposes other than public understanding of information that has been provided by CRS to Members of Congress in connection with CRS's institutional role. CRS Reports, as a work of the United States Government, are not subject to copyright protection in the United States. Any CRS Report may be reproduced and distributed in its entirety without permission from CRS. However, as a CRS Report may include copyrighted images or material from a third party, you may need to obtain the permission of the copyright holder if you wish to copy or otherwise use copyrighted material.