

# Issues in the Reauthorization of Amtrak

Updated August 17, 2020

**Congressional Research Service**  
<https://crsreports.congress.gov>

R45942



**R45942**

August 17, 2020

**Ben Goldman**  
Analyst in Transportation  
Policy

## Issues in the Reauthorization of Amtrak

Amtrak—officially the National Railroad Passenger Corporation—has been the national intercity passenger railroad since 1971, and currently serves over 500 stations on a network approximately 22,000 miles long. In some markets, such as the busy Northeast Corridor (NEC) connecting Washington, DC; New York; and Boston, it has captured a greater share of intercity passengers than domestic airlines. In other, more rural markets, some see it as a vital link to the national transportation system despite low levels of ridership. Though Amtrak is legally a private for-profit corporation, the federal government controls the company's operations. A five-year authorization of federal funding for Amtrak was included in the Fixing America's Surface Transportation (FAST) Act of 2015 (P.L. 114-94), which expires at the end of FY2020.

Since its inception, Amtrak has depended on annual appropriations from the federal government to cover its capital (infrastructure, vehicles) and operating (train crews, maintenance) costs. Prior to the Coronavirus Disease 2019 (COVID-19) global pandemic, Amtrak's financial health had improved in recent years. In 2019, according to the railroad, revenue covered 79% of its expenses, among the highest such ratios it has ever reported. Amtrak's preferred metric for financial performance, its adjusted operating loss, declined to \$30 million, but this figure does not take its capital needs into account. Increased contributions from commuter railroads that use the NEC have played an important role in reducing the need for federal support. Amtrak's pre-pandemic ridership had been increasing, as had its relative share of passenger miles traveled, though both remain small on a national scale when compared to road and air traffic.

Despite these improvements, a large backlog of capital projects remains unfunded, and Amtrak remains under pressure to further reduce its need for operating subsidies. Capacity constraints make further ridership increases difficult to achieve without capital expenditures for additional equipment and track improvements. Before the COVID-19 pandemic led to a sudden drop in travel demand in March 2020, requiring emergency federal funding to sustain reduced service, Amtrak had predicted that adjusted operating losses would be completely eliminated by the end of FY2020.

The Amtrak system is divided into two subsets for funding purposes, the NEC and the National Network (everything else), each facing its own set of challenges. Congress may want to explore opportunities to further differentiate these systems in terms of how they are funded and managed. Comparatively high revenues on the NEC compared to operating costs have prompted occasional proposals to either partially or fully privatize the existing service, while its large capital backlog and lack of a long-term dedicated funding source have raised questions about whether a new NEC-only funding mechanism is needed. The National Network, meanwhile, encompasses both short-distance corridors supported by state governments and long-distance routes that require the largest federal subsidies in the Amtrak system. Amtrak is under pressure to accomplish two goals that at times seem to work against one another: to serve as the national passenger railroad, including through the operation of long-distance routes, and to reduce or eliminate the need for federal subsidies. While Congress has repeatedly taken steps to preserve long-distance passenger trains, both the Trump Administration and Amtrak have voiced support for shifting focus away from long-distance trains and toward serving a larger number of shorter corridors. Any such rebalancing, however, would be contingent on state support that is far from certain.

Apart from funding, other issues facing Amtrak have been on the congressional agenda for years. On-time performance has seen only sporadic improvement since the enactment of a 2008 law designed to enforce the preferential treatment, codified in statute since the 1970s, of Amtrak trains running on freight tracks. Onboard food and beverage service, long seen by critics as a contributor to financial losses but by supporters as integral to the rail travel experience, has mirrored Amtrak as a whole in improving its financial performance while still falling short of goals set by Congress. Installation of a key safety technology mandated in 2008 is continuing according to federally approved schedules, but Amtrak routes that operate on track owned by freight or commuter railroads face the additional hurdle of demonstrating interoperability with those railroads' safety systems, putting the timeline to full implementation at risk.

## Contents

Background and Context.....	1
Ridership Performance.....	2
Amtrak’s Finances .....	4
Funding Issues.....	8
Issues for Congress .....	11
Maintaining and Improving the Northeast Corridor.....	11
The Future of the National Network .....	12
Access to Freight Rail Infrastructure and On-Time Performance.....	14
Food and Beverage Service.....	15
Positive Train Control Interoperability Issues .....	16

## Figures

Figure 1. Amtrak System Map.....	1
Figure 2. Amtrak Ridership by Business Line, FY2004-FY2019.....	3
Figure 3. Passenger-Miles Traveled by Mode, 2004-2018.....	4
Figure 4. Amtrak Ratio of Revenues to Expenses, FY2004-FY2019.....	5
Figure 5. Amtrak Net Loss and Adjusted Operating Result, FY2004-FY2019.....	6
Figure 6. Amtrak Revenue and Cost per Available Seat Mile, FY2009-FY2019 .....	7
Figure 7. Amtrak Passenger Load Factor, FY2004-FY2019 .....	8

## Tables

Table 1. Amtrak Revenues, Expenses, and Federal Support, FY2015-FY2019 .....	5
Table 2. Amtrak Grant Requests, FY2021 .....	9
Table 3. Amtrak Authorized and Appropriated Funding, FY2016-FY2020.....	10
Table 4. Amtrak Food and Beverage Service Revenues and Expenses.....	16

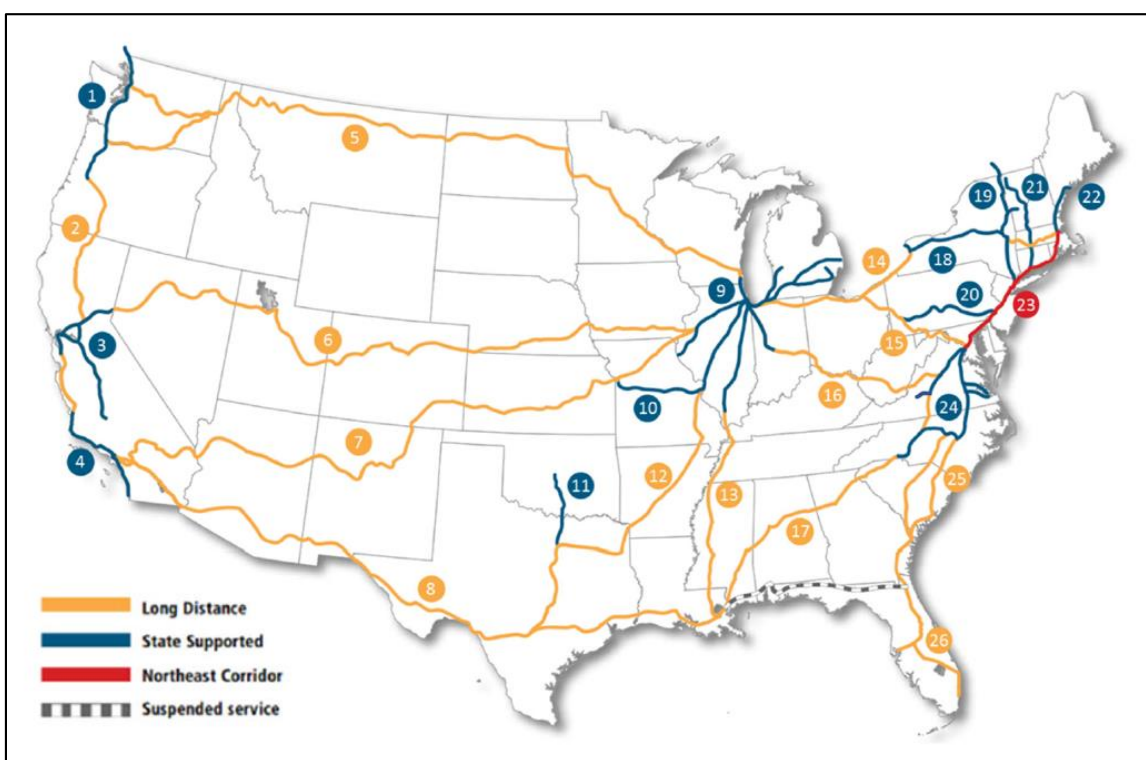
## Contacts

Author Information .....	17
--------------------------	----

## Background and Context

Amtrak—legally the National Railroad Passenger Corporation—was created by the Rail Passenger Service Act of 1970<sup>1</sup> and began operating in 1971, taking over intercity passenger service from financially distressed private railroad companies. It originally did not own any rail infrastructure, eventually coming to own some assets cast off by bankrupt private railroads. It is operated as a private company and not a government corporation, but the President appoints the members of its Board of Directors and its primary stockholder is the U.S. Department of Transportation (DOT), with a small proportion of common stock held by other railroad companies. Amtrak currently serves over 500 stations in 46 states and the District of Columbia, running over 300 trains per day on a network approximately 22,000 miles long (**Figure 1**).<sup>2</sup>

**Figure 1. Amtrak System Map**



**Source:** Amtrak, *General and Legislative Annual Report & Fiscal Year 2020 Grant Request*.

**Notes:** Numbers on map correspond to the following routes: 1. Cascades; 2. Coast Starlight; 3. Capitol Corridor, San Joaquin; 4. Pacific Surfliner; 5. Empire Builder; 6. California Zephyr; 7. Southwest Chief; 8. Sunset Limited; 9. Blue Water, Carl Sandburg, Hiawatha, Hoosier State (discontinued as of July 2019), Illini, Illinois Zephyr, Lincoln, Pere Marquette, Saluki, Wolverine; 10. Missouri River Runner; 11. Heartland Flyer; 12. Texas Eagle; 13. City of New Orleans; 14. Lake Shore Limited; 15. Capitol Limited; 16. Cardinal; 17. Crescent; 18. Maple Leaf; 19. Adirondack, Empire, Ethan Allen; 20. Keystone, Pennsylvanian; 21. Vermonter, Valley Flyer (initiated August 2019); 22. Downeaster; 23. Northeast Corridor; 24. Carolinian, Piedmont, Virginia; 25. Auto Train, Palmetto; 26. Silver Meteor, Silver Star. Where State-Supported and Long-Distance routes overlap, the State-Supported route is shown. Amtrak does not serve Alaska or Hawaii.

<sup>1</sup> P.L. 91-518, 84 Stat. 1327.

<sup>2</sup> Amtrak, *FY2018 Company Profile*, <https://www.amtrak.com/content/dam/projects/dotcom/english/public/documents/corporate/nationalfactsheets/Amtrak-Corporate-Profile-FY2018-0319.pdf>.

Since 2008, Amtrak services have been grouped into three business lines: (1) the Washington DC-New York-Boston Northeast Corridor (NEC), (2) short-distance corridors under 750 miles long with service supported by state governments, and (3) long-distance trains serving destinations over 750 miles apart, usually once per day on an overnight schedule. Under the Fixing America's Surface Transportation (FAST) Act of 2015 (P.L. 114-94), the state-supported short-distance and long-distance routes were grouped together into the National Network. Amtrak's Thruway network of over 150 intercity bus routes serves as a feeder service for passenger trips originating or terminating in cities off the rail system.

Amtrak's FY2020 ridership and revenue forecasts were revised downward as a result of the combined effects of a general reluctance to travel, reduced economic activity, and strained state government finances stemming from the Coronavirus Disease 2019 (COVID-19) pandemic. In response, Amtrak furloughed workers and reduced or eliminated service on many of its routes. To maintain even this reduced level of service through the end of FY2020, Amtrak requested and received an additional \$1 billion from the CARES Act (P.L. 116-136). Amtrak also requested supplemental appropriations of \$1.45 billion beyond the \$2 billion included in its FY2021 request to Congress, without which many routes would see further or enduring service cuts. This report primarily discusses the implications of reauthorizing Amtrak based on long-term trends through the end of FY2019, not its near-term prospects for recovery to pre-pandemic levels of service and performance.

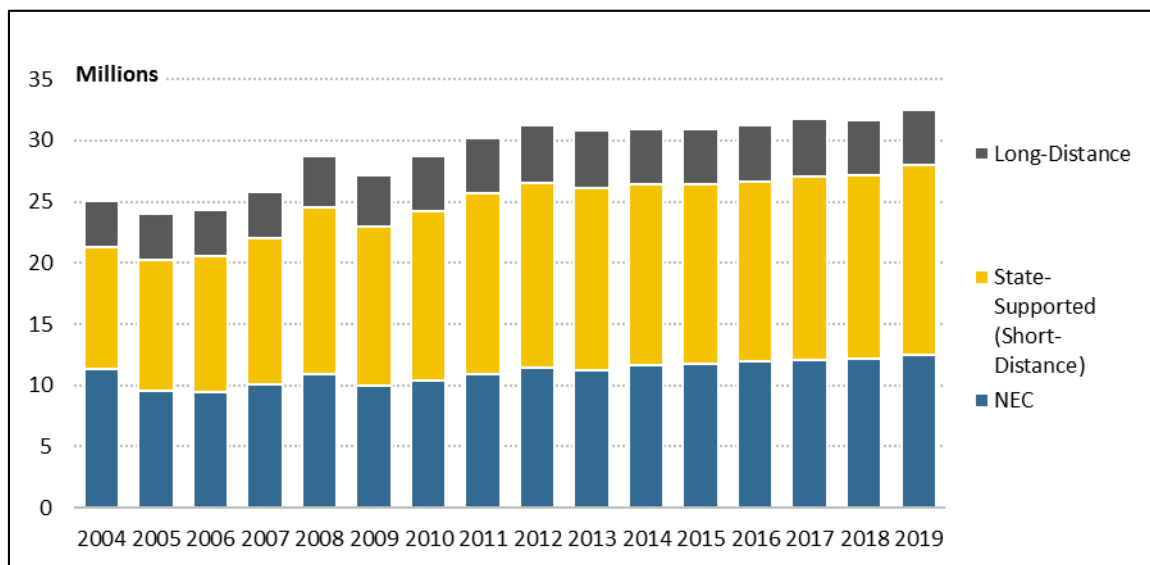
## Ridership Performance

Over 32 million trips were taken on Amtrak in 2019, a company record.<sup>3</sup> Amtrak system ridership has exceeded 30 million trips every year since 2011, and has increased 29% over the last 16 years, with much of that growth coming on Amtrak's state-supported short-distance corridors (**Figure 2**). Approximately 47% of all Amtrak trips were taken on state-supported routes in 2019, compared with 39% on the Northeast Corridor and the remaining 14% on long-distance trains. State-supported routes have accounted for the plurality of Amtrak trips among its three business lines every year since 2005. One contributing factor to the growth of state-supported route traffic over that period is that Amtrak and its state partners have added new routes and additional daily trains.

---

<sup>3</sup> Amtrak, *FY2019 Company Profile*, <https://www.amtrak.com/content/dam/projects/dotcom/english/public/documents/corporate/nationalfactsheets/Amtrak-Corporate-Profile-FY2019-033120.pdf>.

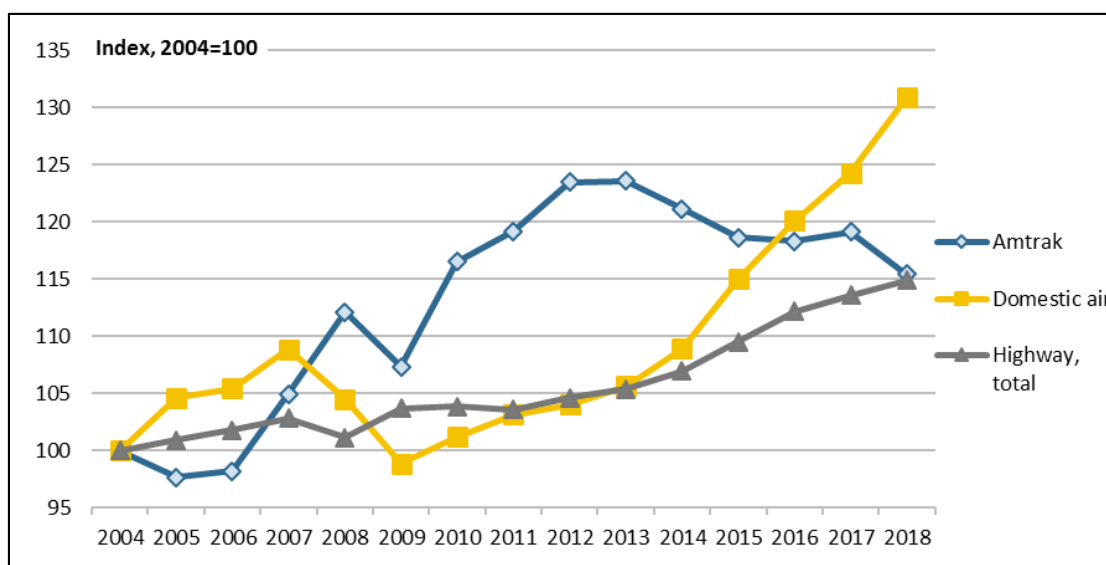
**Figure 2. Amtrak Ridership by Business Line, FY2004-FY2019**  
(in millions of trips)



**Source:** Compiled by CRS from Amtrak monthly performance reports.

Despite record ridership levels, Amtrak trains in 2019 were roughly as full as they have been at any point in the past decade (see discussion of load factor below), and Amtrak passengers accounted for a small fraction of intercity passenger travel volume nationwide. In 2018, Amtrak generated 6.4 billion passenger-miles (one passenger-mile is equal to one passenger traveling one mile) of traffic volume; by comparison, domestic air travel generated 730 billion passenger-miles, over 100 times as many as Amtrak. Highway users generated an estimated 5.6 *trillion* passenger-miles in 2018, including 388 billion on buses, though this includes trips that are not intercity in nature. However, Amtrak passenger-miles saw a greater cumulative percent increase than highway passenger-miles from 2007 to 2018, and a greater cumulative percent increase than domestic air passenger-miles from 2008 to 2015 (**Figure 3**). Though Amtrak ridership has been steady or rising in terms of trips taken, Amtrak passenger-miles have declined somewhat since 2013, suggesting an increase in shorter trips. The NEC is the only market in which Amtrak serves a larger proportion of intercity trips than airlines, with both lagging far behind highway travel.<sup>4</sup> Lack of equipment and track capacity have inhibited Amtrak from increasing service on the NEC.

<sup>4</sup> Northeast Corridor Commission, *Northeast Corridor Intercity Travel Study*, September 2015, p. 9, [http://nec-commission.com/app/uploads/2018/04/2015-09-14\\_NEC-Intercity-Travel-Summary-Report\\_Website.pdf](http://nec-commission.com/app/uploads/2018/04/2015-09-14_NEC-Intercity-Travel-Summary-Report_Website.pdf). See also Amtrak, *Amtrak Five Year Service Line Plans, Base (FY 2019) + Five Year Strategic Plan (FY 2020-2024)*, 2019, p. 35, available at <https://www.amtrak.com/reports-documents> under “FY20-24 Service Line Plans.”

**Figure 3. Passenger-Miles Traveled by Mode, 2004-2018**

**Source:** Calculated by CRS using data from Bureau of Transportation Statistics, Table I-40, <https://www.bts.gov/content/us-passenger-miles>.

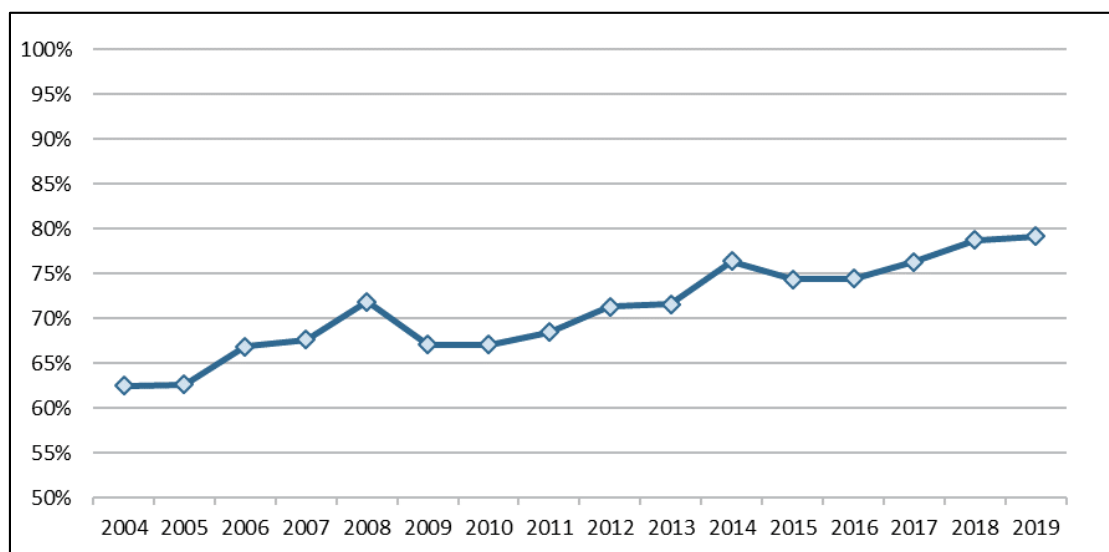
**Notes:** Calendar-year data. Highway passenger-miles include nonintercity travel.

## Amtrak's Finances<sup>5</sup>

Amtrak's expenses exceed its revenues each year. In FY2019, Amtrak's revenues totaled \$3.3 billion, against expenses of \$4.2 billion, for a net loss of \$875 million. That loss was covered by federal grants made to Amtrak by DOT (see the discussion of funding issues later in this report). Revenues covered 79% of the railroad's total expenses in FY2019, among the highest such ratios over the 16 years for which comparable data are available (see **Figure 4** and **Table 1**).

<sup>5</sup> This report cites financial reports published on a regular basis by Amtrak. These reports contain revenue and expense data at the system, business line, and route level. However, Amtrak does not disaggregate expenses into those that are fixed costs and those that are avoidable (i.e., costs Amtrak would no longer incur if the routes were discontinued). Notably, the Government Accountability Office (GAO) and the DOT Office of the Inspector General (OIG) found that Amtrak allocates estimated costs to individual routes rather than identifying and assigning direct costs, which reduces the precision of Amtrak's financial reports. See GAO Report GAO-16-67, *Amtrak: Better Reporting, Planning, and Improved Financial Information Could Enhance Decision Making*, January 2016.

**Figure 4. Amtrak Ratio of Revenues to Expenses, FY2004-FY2019**  
(total revenues/total expenses)



**Source:** Calculated by CRS using data from Amtrak monthly performance reports.

**Notes:** Fiscal-year data. FY2019 figures are preliminary. Starting in FY2017, Amtrak changed its definition of “total expenses” to exclude depreciation and other items. Total expenses for FY2017-FY2019 are therefore calculated as total revenue plus amount of net loss.

**Table 1. Amtrak Revenues, Expenses, and Federal Support, FY2015-FY2019**  
(in millions of nominal dollars)

	FY2015	FY2016	FY2017	FY2018	FY2019
Operating revenue					
Ticket revenue	\$2,124	\$2,136	\$2,181	\$2,207	\$2,289
Food and beverage revenue	132	132	139	141	144
State-supported train revenue	223	227	224	234	234
Total passenger-related revenue	2,479	2,495	2,544	2,582	2,667
Commuter/other core revenue	123	226	260	285	300
Other/ancillary revenue	556	425	371	342	357
Total revenue	3,157	3,146	3,175	3,208	3,323
Total expenses	4,333	4,261	4,144	4,025	4,198
Net loss	(1,286)	(1,081)	(969)	(817)	(875)
Adjustments	996	850	775	646	845
Adjusted operating loss	(290)	(230)	(194)	(171)	(30)
Federal capital and operating grants	\$1,390	\$1,390	\$1,495	\$1,942	\$1,942

**Source:** Amtrak monthly performance reports.

**Notes:** FY2019 figures are preliminary. Starting in FY2017, Amtrak changed its definition of “total expenses” to exclude depreciation and other items. Total expenses for FY2017-FY2019 are therefore calculated as total revenue plus amount of net loss.

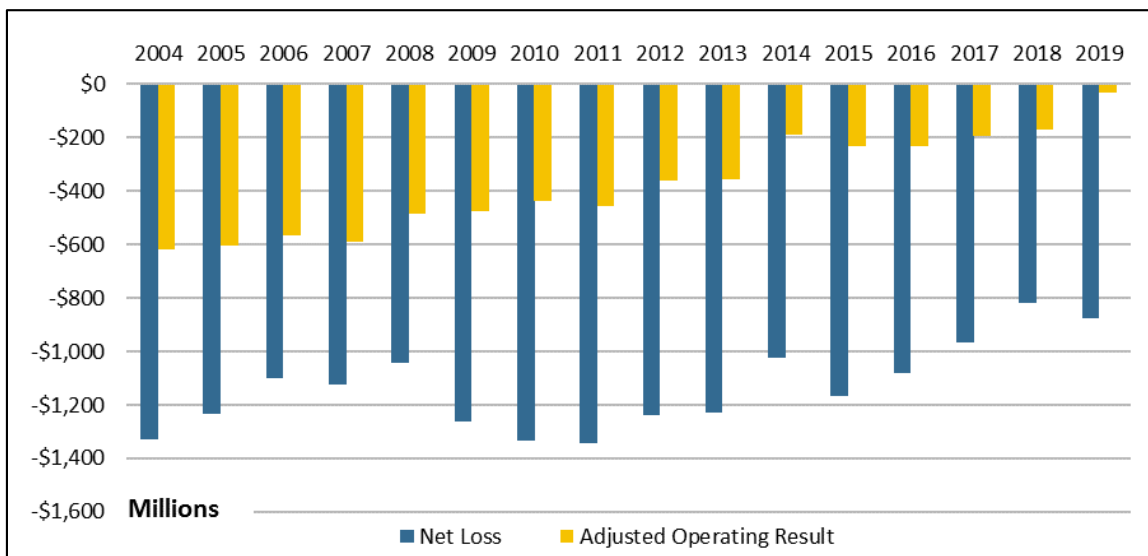


Under pressure from Congress and several Administrations, Amtrak reduced—but did not eliminate—its reliance on federal subsidies to support its operations prior to the COVID-19 pandemic. Amtrak had net losses of roughly \$900 million in each of FY2017-FY2019, the first three years in the past 16 in which net losses were less than \$1 billion. One important reason for this improvement is a doubling of revenue from commuter railroads using the NEC from pre-2016 to post-2016, due to higher payments required under the cost allocation policy established by Section 212 of the Passenger Rail Investment and Improvement Act of 2008 (PRIIA; Division B of P.L. 110-432) and enforceable by the Surface Transportation Board (STB) under Section 11305 of the FAST Act.

By Amtrak’s preferred metric, which adjusts the net loss by removing depreciation and certain other expenses, annual operating losses have been reduced to a figure smaller than \$250 million in each of the past six fiscal years; this figure was over twice as large in nominal terms in the years prior to 2007 (**Figure 5**). The effect is more dramatic when taking the effects of inflation into account; in constant 2019 dollars, the figure was four times as large in 2007 as it was in 2018.<sup>6</sup> This metric, dubbed the *adjusted operating result*, is seen by Amtrak as more closely reflecting the need for federal operating support, but it does not take the railroad’s capital investment needs into account.

**Figure 5. Amtrak Net Loss and Adjusted Operating Result, FY2004-FY2019**

(in nominal dollars)

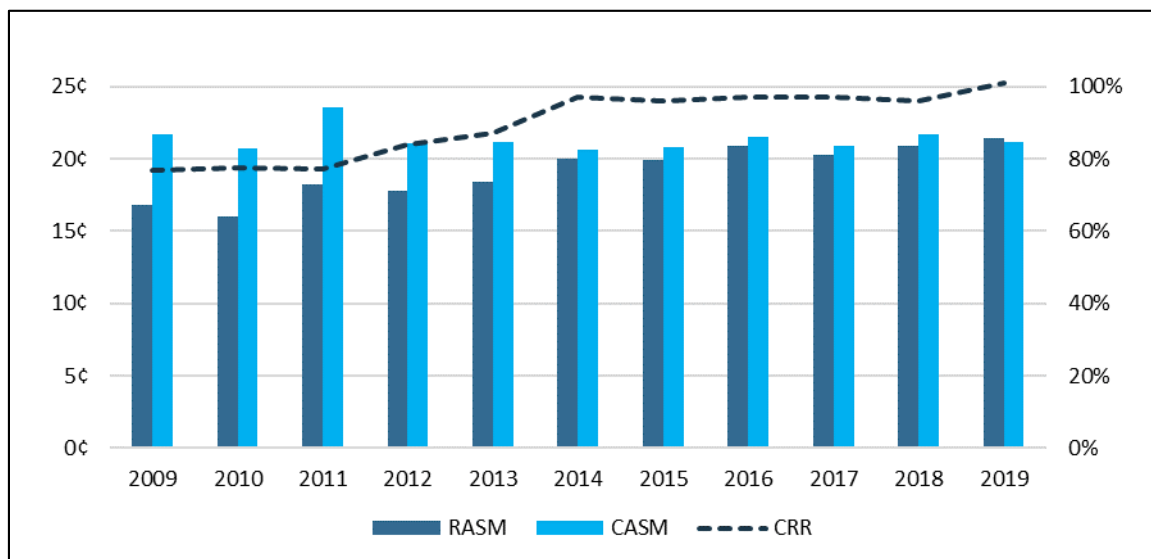


**Source:** Amtrak monthly performance reports.

By another measure, which allocates costs and revenues to each available seat-mile of passenger capacity offered, Amtrak has recovered at least 96% of operating costs every year since 2014, up from below 80% in the preceding years, and recovered an amount greater than operating costs in 2019 for the first time (**Figure 6**). One contributing factor to this improved financial performance is likely the requirement, contained in PRIIA, that operating losses on short-distance routes located off the NEC be offset by state funds, effective on the first day of FY2014.

<sup>6</sup> Figures were inflated to current (2019) dollars using the Direct Capital Nondefense Composite Outlay Deflator column (column P) from Table 10.1, “Gross Domestic Product and Deflators Used in the Historical Tables: 1940 – 2024,” published in the Office of Management and Budget, *President’s Budget for Fiscal Year 2020*, Historical Tables volume, <https://www.whitehouse.gov/omb/historical-tables/>.

**Figure 6. Amtrak Revenue and Cost per Available Seat Mile, FY2009-FY2019**  
(in nominal cents)



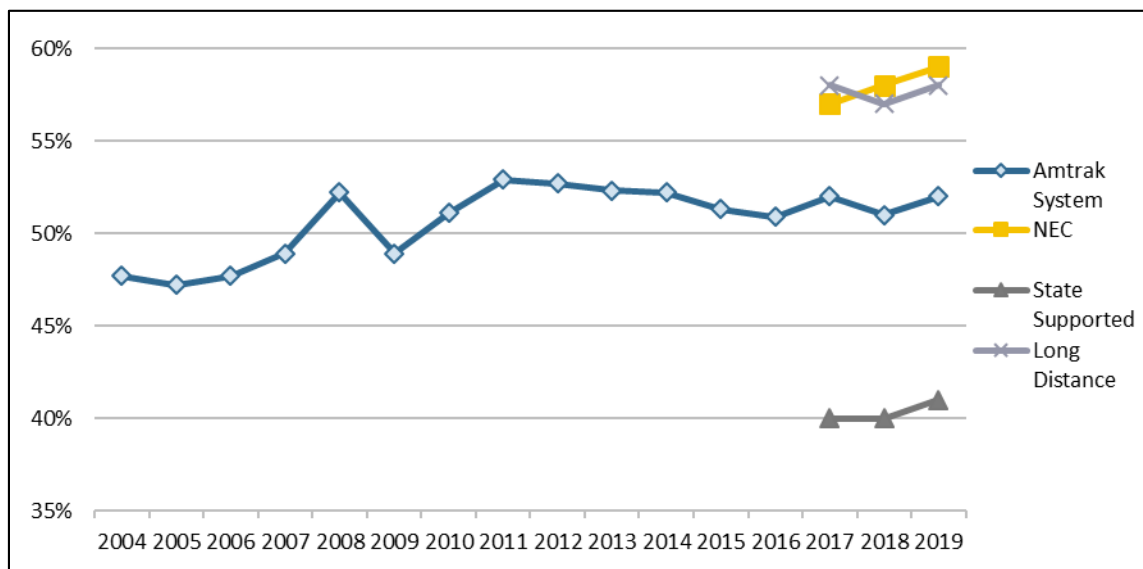
**Source:** Amtrak monthly performance reports.

**Notes:** Operating costs only; does not include capital costs or depreciation. Data on revenue per available seat-mile (RASM), cost per available seat-mile (CASM), and cost recovery ratio (CRR) are unavailable prior to FY2009.

One measure of efficiency is the passenger load factor, which measures the percentage of available seats being used by passengers. Amtrak's load factor has varied within a fairly narrow band since 2004. Its current load factor, 52%, is near the record load factor Amtrak reported in FY1988. Load factor varies across Amtrak's three business lines, with NEC and Long Distance trains at 59% and 58%, respectively, in FY2019, while state-supported routes lagged at 41%.

Improving load factor is one way of boosting revenue without increasing costs, but this can be difficult if passenger traffic is not distributed evenly along a route. Routes on which one station generates a large share of originating and terminating traffic are likely to have relatively low load factors in some segments but higher load factors in the "peak segment." For example, if a train on the NEC is sold out between Philadelphia and New York, Amtrak may not be able to accommodate passengers who wish to travel between Baltimore and New York, resulting in empty seats between Baltimore and Philadelphia. If Amtrak were to accommodate these riders with additional cars, this could reduce load factor even as it increases ridership.

**Figure 7. Amtrak Passenger Load Factor, FY2004-FY2019**  
(passenger miles/seat miles)



**Source:** Amtrak monthly performance reports.

**Note:** Amtrak did not report passenger load factor by business line in performance reports prior to FY2017.

## Funding Issues

As discussed above, Amtrak has never generated sufficient revenue to cover its operating and capital expenses. The Administration requests funding for Amtrak each year as part of its DOT budget request. Amtrak also submits a separate appropriation request to Congress each year;<sup>7</sup> typically, that request is larger than the Administration's request. **Table 2** shows the difference in the requests submitted for FY2021, including a supplemental request issued in response to the COVID-19 pandemic.

<sup>7</sup> Per 49 U.S.C. §24315(b)(1)(B).

**Table 2. Amtrak Grant Requests, FY2021**

(in millions of dollars)

Grants	FY2020 Enacted Grants*	FY2021 Administration Budget Request	FY2021 Amtrak Request to Congress	FY2021 Amtrak Supplemental Request
Northeast Corridor	\$1,192	\$326	\$714	\$909
National network	1,826	611	1,326	567
Other**	—	550	300	—
<b>Total grants</b>	<b>\$3,018</b>	<b>\$1,487</b>	<b>\$2,340</b>	<b>\$1,475</b>

**Source:** U.S. Department of Transportation, *Fiscal Year 2021 Budget Highlights*, p. 38, <https://www.transportation.gov/mission/budget/fiscal-year-2020-budget-highlights>; Amtrak, *General and Legislative Annual Report & FY2021 Budget Request*, p. 3, <https://www.amtrak.com/content/dam/projects/dotcom/english/public/documents/corporate/reports/Amtrak-General-Legislative-Annual-Report-FY2020-Grant-Request.pdf>.

**Notes:** Although Amtrak's Inspector General is part of Amtrak, its funding is not included in Amtrak's direct budget request. Congress appropriated \$23 million for the Inspector General in FY2019.

\* Includes \$2 billion in regular annual appropriations and \$1.018 billion in additional support in the CARES Act (P.L. 116-136) COVID-19 relief legislation. CARES Act funds may be "merged" between business lines. See CRS Insight IN11293, *Public Transportation and Amtrak Funding in the CARES Act (P.L. 116-136)*, by William J. Mallett and Ben Goldman.

\*\* The Trump Administration requested \$550 million for a one-year "transition grants" program that would be used to convert long-distance routes into state-supported routes. Amtrak requested \$300 million for "network development" grants to expand the state-supported route network without necessarily suspending or truncating long-distance routes.

Congress addresses Amtrak's subsidy in the annual Transportation, Housing and Urban Development, and Related Agencies Appropriations Act. For most of Amtrak's existence, Congress has divided Amtrak's grant into two categories, operating and capital grants. The operating grant could be thought of as relating to Amtrak's annual cash loss, and the capital grant as relating to the depreciation of Amtrak's assets, as well as an amount for Amtrak debt repayments.

Congress changed the structure of federal grants to Amtrak in Title XI of the FAST Act. Starting in FY2017, Amtrak's appropriation has been divided between funding for the operationally self-sufficient NEC, which has large capital needs, and the National Network, which has modest capital needs (as the tracks are almost entirely owned and maintained by freight railroads) but runs an operating deficit of several hundred million dollars. The change was intended to increase transparency of the costs of Amtrak's two major lines of business and eliminate cross-subsidization between them; operating profits from the NEC and state access payments for use of the NEC will be reinvested in that corridor, and passenger revenue, state payments, and federal grants for the National Network will be used for that account.<sup>8</sup>

<sup>8</sup> H.Rept. 114-30.

**Table 3. Amtrak Authorized and Appropriated Funding, FY2016-FY2020**

(in millions of nominal dollars)

Fiscal Year	Authorized Funding			Appropriated Funding		
	NEC	NN	Total Auth.	NEC	NN	Total Appr.
2016	450	1,000	1,450	a	a	1,390
2017	474	1,026	1,500	328	1,167	1,495
2018	515	1,085	1,600	650	1,292	1,942
2019	557	1,143	1,700	650	1,292	1,942
2020 <sup>b</sup>	\$600	\$1,200	\$1,800	\$1,192	\$1,826	\$3,018

**Source:** Congress.gov (P.L. 114-94, P.L. 114-57, P.L. 115-31, P.L. 115-141, P.L. 116-6, P.L. 116-94, P.L. 116-136).**Notes:** NEC= Northeast Corridor. NN=National Network. Appropriated funding does not include funding for Amtrak Inspector General's Office or security grant funding received from the Department of Homeland Security.

- a. Congress appropriated \$289 million for Amtrak operating expenses and \$1,102 million for Amtrak capital and debt service expenses in 2016, retaining the pre-FAST Act grant structure for one additional year to allow Amtrak time to update its internal accounting.
- b. Appropriated funds include \$2 billion in regular annual appropriations and \$1.018 billion in additional support in the CARES Act (P.L. 116-136) COVID-19 relief legislation. CARES Act funds may be "merged" between business lines.

Amtrak's reliance on annual appropriations has made it difficult to fund long-term capital projects. DOT's Inspector General has noted that the lack of long-term funding "has significantly affected Amtrak's ability to maintain safe and reliable infrastructure and equipment, and increased its capital program's annual cost."<sup>9</sup> Amtrak's budget requests have suggested a multiyear appropriation to provide some additional stability without fundamentally altering the mechanism by which Amtrak receives its federal funding.<sup>10</sup>

In June 2020, the House of Representatives passed a surface transportation bill (H.R. 2) that would authorize a total of \$28.8 billion for Amtrak from FY2021 through FY2025, a sharp increase over prior years. Among other reforms, H.R. 2 would further deemphasize Amtrak's for-profit status, highlighting its mandate to serve the public interest. Separately, on July 31, 2020, the House passed an FY2021 appropriations bill (H.R. 7617) that would continue to fund Amtrak in line with FY2020 pre-pandemic levels—\$750 million for the NEC, \$1.3 billion for the National Network—plus an additional infusion of \$8 billion in emergency recovery funding. A portion of the emergency funds would be set aside for certain purposes, such as advancing major infrastructure projects or offsetting payments from states and commuter railroads. At the time of these legislative actions, competing proposals had not yet been introduced by the relevant committees in the Senate.

Most federal funding for highway and transit programs is provided by a special form of budget authority, contract authority, which allows DOT to obligate funds from the Highway Trust Fund in advance of an appropriation. This permits DOT to commit to support highway projects that may take several years to complete. There have been proposals to create a similar trust fund for Amtrak, to provide a greater level of financial stability and permit such long-term funding of capital projects. Such efforts have faced objections from some Members of Congress opposed to

<sup>9</sup> Department of Transportation Office of Inspector General, *Amtrak Made Significant Improvements in Its Long-Term Capital Planning Process*, CR-2011-036, January 27, 2011, p. 1.

<sup>10</sup> Amtrak, *General and Legislative Annual Report & FY2020 Grant Request*, March 2019, pp. 11-12.

Amtrak receiving federal funding. There is also a practical challenge to identifying a revenue source for an Amtrak trust fund. The Highway Trust Fund, which receives revenue from taxes on motor fuels and heavy trucks, is not authorized to spend money on intercity rail services; in any event, the revenues flowing into the fund are far below the level required to support the levels of federal highway and transit spending authorized by Congress, necessitating several transfers of money from the general fund since 2008.<sup>11</sup> If a passenger rail trust fund were to be funded solely from a tax on passengers, the cost of Amtrak tickets could rise by several dollars per ticket at current ridership levels, potentially contravening the purpose of the fund by reducing ridership.

## Issues for Congress

### Maintaining and Improving the Northeast Corridor

Amtrak has stated that there is a \$31 billion backlog of state-of-good-repair projects on the NEC,<sup>12</sup> which Amtrak revenue alone is unable to fund, and which does not include capital projects deemed necessary to increase capacity. Private investors are unlikely to provide that funding in exchange for a share of the operating profits generated by NEC passenger trains. The obstacles facing such an investor would be largely the same as the ones currently facing Amtrak: operating profits are insufficient to cover capital costs, and the ability to increase revenue by running additional trains into Penn Station in New York City, by far the most popular origin and destination point on the NEC, will be limited until and unless major capital improvements not included within the state-of-good-repair backlog, including a new tunnel under the Hudson River, are completed. The fragmented control of NEC infrastructure, some of which is owned by state governments, would persist even if Amtrak's assets in the corridor were operated by some private entity. A provision of the FAST Act required the Federal Railroad Administration (FRA) to solicit proposals to design, build, operate, and maintain high-speed rail systems on federally designated high-speed rail corridors, including the NEC. No such proposal was submitted for the NEC.

Plans to create a separate entity to own and/or operate the NEC, including as part of larger plans to reorganize or privatize the entire passenger rail system, have been proposed but have never been adopted in full. In 2002, the Amtrak Reform Council submitted its recommendations to Congress for a "restructured and rationalized national intercity rail passenger system" as required by the Amtrak Reform and Accountability Act of 1997.<sup>13</sup> Among other measures, the council endorsed organizing NEC infrastructure assets under a separate government corporation that would control the assets and manage rail operations and capital improvements. The council admitted in its recommendations that this new infrastructure company would not be able to fund its own capital needs, and endorsed continued federal funding in addition to funds committed by the states. A similar suggestion, which was known as the Competition for Intercity Passenger Rail in America Act, was proposed in 2011 by the leadership of the House Committee on Transportation and Infrastructure but never introduced.

Some proposals have called for a dedicated funding source, backed by taxes or fees within the region served by the NEC. The thinking behind this is that restructuring of the NEC would be more attractive politically if it were dependent mainly on revenue raised within the region rather

<sup>11</sup> See CRS Report R44674, *Funding and Financing Highways and Public Transportation*, by Robert S. Kirk and William J. Mallett.

<sup>12</sup> Amtrak, *FY21-25 Asset Line Plans*, 2020, p. 53, <https://www.amtrak.com/content/dam/projects/dotcom/english/public/documents/corporate/businessplanning/Amtrak-Asset-Line-Plans-FY21-25.pdf>.

<sup>13</sup> P.L. 105-134.

than on federal government resources. As the NEC passes through eight states and the District of Columbia, creation of a dedicated regional funding source is likely to require some form of interstate agreement, with each state concerned that its contribution is commensurate with the benefits it expects to receive.

## **The Future of the National Network**

Critics of Amtrak have often questioned the necessity of continuing to operate long-distance trains, which usually require the largest operating subsidies, both in total dollars and in dollars per trip or per passenger-mile.<sup>14</sup> Proponents of passenger rail have contended that these operating losses are distorted by Amtrak accounting practices, pointing to the allocation of fixed costs to individual routes and the differing treatment of state and federal grant funds.<sup>15</sup> Amtrak has responded that its accounting practices, based on a performance tracking system developed by DOT's Volpe Transportation Systems Center in conjunction with the Federal Railroad Administration and Amtrak, accurately allocate costs among its various routes. Amtrak points out, for example, that while its California Zephyr between Chicago and Emeryville, CA, has greater revenue per trip than an average Northeast Regional train on the NEC, the long-distance train requires nine times as many employees, twice as much equipment, and more switching operations in rail yards for every trip.<sup>16</sup> Amtrak has proposed shifting its focus from maintaining existing levels of service on all 15 long-distance routes currently in the Amtrak system to shorter corridors that would be supported by the states. Amtrak also announced plans to reduce service frequency on all daily long-distance trains to cut costs and meet reduced travel demand due to the COVID-19 pandemic.

Amtrak is under pressure to accomplish two goals that at times seem to work against one another: to serve as the national passenger railroad, including through the operation of long-distance routes, and to reduce or eliminate the need for federal subsidies. Federal law provides that "Amtrak shall operate a national rail passenger transportation system which ties together existing and emergent regional rail passenger service and other intermodal passenger service."<sup>17</sup> The phrase "national rail passenger transportation system" is defined to include "long-distance routes of more than 750 miles between endpoints operated by Amtrak as of the date of enactment of the Passenger Rail Investment and Improvement Act of 2008."<sup>18</sup> However, Amtrak also has statutory power to discontinue routes, notwithstanding the above provisions.<sup>19</sup>

In its FY2021 budget request, the Trump Administration proposed a reduction in annual appropriations to the National Network, with the expectation that either states would support continued operation of long-distance routes or Amtrak would discontinue them. The Administration proposed to offset this reduction with a \$550 million appropriation to a new Restoration and Enhancements discretionary grant program, which would allow states to

---

<sup>14</sup> Amtrak monthly performance reports.

<sup>15</sup> For one recent example, see Rail Passengers Association, "Amtrak's Route Accounting: Fatally Flawed, Misleading & Wrong," August 23, 2018, <https://www.railpassengers.org/happening-now/news/releases/amtraks-route-accounting-fatally-flawed-misleading-wrong/>.

<sup>16</sup> Amtrak, "Amtrak Long-Distance Trains: Cost Allocation and Economics," 2019.

<sup>17</sup> 49 U.S.C. §24701.

<sup>18</sup> 49 U.S.C. §24102(7)(C).

<sup>19</sup> 49 U.S.C. §24706.



gradually ramp up to their full contributions, with a federal subsidy decreasing each year over a five-year period.<sup>20</sup>

In its own FY2021 budget request, Amtrak requested an appropriation equal to the full \$1.8 billion authorization contained in the final year of the FAST Act plus inflation, plus an additional \$300 million to expand the state-supported route network without necessarily truncating or terminating long-distance routes. (Amtrak subsequently requested an additional \$1.5 billion in emergency relief.) However, in its budget request for the previous year, Amtrak also stated some support for changing the way the National Network is funded in the future (emphasis added):

Amtrak appreciates the Administration's focus on expanding intercity passenger rail service to today's many underserved cities and corridors across the nation. We believe that a modernization of the National Network, with the right level of *dedicated and enhanced federal funding*, would allow Amtrak to serve more passengers efficiently while preserving our ability to maintain appropriate Long Distance routes.<sup>21</sup>

In the 116<sup>th</sup> Congress, the House passed an appropriations bill (H.R. 7617) exceeding Amtrak's emergency request for FY2021, but did not provide funding to expand or otherwise alter the composition of the National Network.

Removing federal support for long-distance service could create a circumstance in which, if one state along the route declined to contribute to its operating costs, Amtrak might be left with little recourse other than to discontinue the route. Proponents of continued long-distance train service point to the large proportion of trips taken on long-distance trains between origins and destinations other than the endpoints, and to the trains' relatively high load factor (58% in FY2019) compared to other Amtrak routes (59% on the NEC, 41% on state-supported routes), an indicator of efficient utilization of passenger space. However, depending on the number of cars in each train, this could conceal an *inefficient* utilization of engines and engineers, as a short train may require the same crew as a longer one no matter how many passengers are aboard.

Existing state-supported routes could also face service cuts due to a lack of state support, particularly because many state governments are experiencing revenue shortfalls due to the COVID-19 pandemic. The Chicago-Indianapolis *Hoosier State* route was created in 1980 to provide service on days when the thrice-weekly *Cardinal* long-distance train did not operate. When PRIIA Section 209 went into effect at the beginning of FY2014, requiring the State of Indiana to cover all operating losses associated with the route, state political support began to wane, and the route was threatened with discontinuance. Under a different section of PRIIA, the state contracted with a private railroad company to operate the route, but that company withdrew from the agreement before the base contract period had expired, returning responsibility to the state government. The *Hoosier State* was discontinued on June 30, 2019, after Indiana declined to provide further funding.

Section 210 of PRIIA required Amtrak to generate performance improvement plans for all 15 of its long-distance routes, starting with the 5 worst-performing routes based on 2008 data.<sup>22</sup> These reports contained a number of recommended actions to improve long-distance train performance according to various metrics: the Customer Satisfaction Index (CSI), on-time performance (OTP), and cost recovery (CR). There has been uneven improvement in long-distance train performance in the intervening years. Two routes have higher CSI scores (now referred to as eCSI scores) than they did in 2008, six routes have better on-time performance, and five have improved cost

<sup>20</sup> U.S. DOT, *Fiscal Year 2021 Budget Highlights*, pp. 38-39, at <https://www.transportation.gov/sites/dot.gov/files/2020-02/BudgetHighlightFeb2021.pdf>.

<sup>21</sup> Amtrak, *General and Legislative Annual Report & FY2020 Grant Request*, March 2019, p. 17.

<sup>22</sup> 49 U.S.C. §24710.



recovery rates. All other scores for these routes have stayed the same or worsened. The extent to which any actions taken as a result of the Section 210 plans either improved route performance or mitigated its decline is unclear.

## Access to Freight Rail Infrastructure and On-Time Performance

Freight train interference is one cause of poor on-time performance on Amtrak routes. By law, Amtrak is to be given “preference” over other railroad traffic when using tracks it does not own.<sup>23</sup> In practice this preference has been difficult to enforce, as freight railroads have little incentive to be overly accommodating to Amtrak trains, for which they are reimbursed only the incremental cost of Amtrak’s use of their tracks. Sections 207 and 213 of PRIIA directed FRA, Amtrak, and the STB to develop minimum on-time performance standards, and gave the STB enforcement power over railroads that failed to meet these standards. Final metrics and standards went into effect in 2010, before being suspended in 2012 amid court challenges.<sup>24</sup>

Following a series of court decisions that ultimately upheld Amtrak’s role in developing performance standards but altered the role of the STB, FRA and Amtrak began to reformulate new on-time performance standards. A proposal published in the *Federal Register* in March 2020 would evaluate performance using a new metric, customer on-time performance.<sup>25</sup> This differs from Amtrak’s past practice of measuring how many trains adhered to scheduled arrival and departure times without consideration for the number of passengers on board. Host railroads have objected to the new standards, claiming that current schedules do not take customer OTP into account and should be renegotiated before enforcement measures are allowed to take effect. It is not clear to what extent, if any, the current schedules are any less realistic under a customer OTP standard than under endpoint or all stations OTP standards such as were promulgated in 2010.<sup>26</sup>

Current law permits the U.S. Department of Justice (DOJ) to enforce Amtrak’s statutory track preference. Amtrak’s leadership has noted in communications with lawmakers that DOJ has done so only once in Amtrak’s history, against the Southern Pacific railroad in 1979. Amtrak has requested that a similar enforcement power be granted statutorily to Amtrak, going so far as to recommend specific bill language that would allow Amtrak to sue host railroads.<sup>27</sup> The infrastructure bill passed by the House in the 116<sup>th</sup> Congress (H.R. 2) contained such language in its surface transportation reauthorization title.

Another option is to make funding available to states to assist them in purchasing tracks used by passenger trains from their freight railroad owners. The State of Michigan pursued this strategy, using roughly \$150 million in federal grant funds awarded in 2011 to purchase the 135-mile rail corridor from Kalamazoo to Dearborn on the Chicago-Detroit corridor. At the time of the transaction in 2012, previous owner Norfolk Southern Railway had placed several sections of the corridor under slow orders due to poor infrastructure conditions. After several years of repairs and construction funded in part by additional federal grants beyond those used to purchase the line, Amtrak’s on-time performance on the Chicago-Detroit *Wolverine* service rose from 53% in

<sup>23</sup> P.L. 93-146. For more information, see archived CRS Report R42512, *Passenger Train Access to Freight Railroad Track*, by John Frittelli.

<sup>24</sup> 75 *Federal Register* 26839.

<sup>25</sup> 85 *Federal Register* 17835.

<sup>26</sup> At that time, host railroads’ chief objection concerned Amtrak’s relative position within the industry, not the viability of its schedules.

<sup>27</sup> Letter from Amtrak CEO Richard Anderson to Senator Jerry Moran, May 20, 2019.

FY2015 to nearly 70% in FY2016, though it has since declined (and 70% is still below the 80% standard initially set under PRIIA207).

Using a slightly different ownership structure, the State of North Carolina supports several passenger trains per day between Raleigh and Charlotte on tracks owned by the North Carolina Railroad, a state-owned entity that leases its tracks to Norfolk Southern. Norfolk Southern agreed to increased passenger service on the line in return for extensive public investment in improving and expanding the infrastructure. The number of daily trains offered by the state-supported *Piedmont* service has increased, and the service has exceeded the 80% on-time performance standard initially adopted for state-supported routes in five of the past seven years.

Public ownership of rail infrastructure can be beneficial for passenger rail on-time performance because of the lessened incentive to give priority to freight traffic. Where a freight railroad may find it more profitable to delay passenger trains to accommodate freight trains, a public owner might give preference to passenger services instead. However, in situations that involve public-sector purchases of busy freight lines, it is likely that the affected freight railroads would demand protection for their services as a condition in any sale agreements. Freight railroads are less likely to give up control of their busiest main lines than in the case of parallel or secondary lines.

One issue that has hindered congressional efforts to encourage competition in passenger rail service is that freight railroads' statutory obligation to carry passenger trains applies only to trains operated by Amtrak. This may be one reason that states that have initiated state-supported routes have uniformly contracted with Amtrak to be the operator. For other operators to be able to compete with Amtrak on equal footing, legislation may be needed to address their rights to make use of freight railroads' infrastructure.

## Food and Beverage Service

Amtrak has served food and beverages since it began operating in 1971, continuing the practice of its predecessor companies. As far back as 1981, Congress prohibited Amtrak from providing food and beverage service at a loss,<sup>28</sup> and this prohibition is still in the statutes governing Amtrak: "Amtrak may ... provide food and beverage services on its trains only if revenues from the services each year at least equal the cost of providing the services."<sup>29</sup>

The law does not define what is to be included in the "cost of providing the services." Amtrak has stated that providing food and beverage service is essential to meeting the needs of passengers, especially on long-distance trains, and it has interpreted the law as requiring that revenues cover the costs of food and beverage items and commissary operations but not the labor cost of Amtrak employees providing food service aboard trains. When on-board labor costs are excluded, Amtrak says, the service covers its costs. When labor costs are included, however, the service operates at a significant deficit (see **Table 4**).

<sup>28</sup> P.L. 97-35, §1177.

<sup>29</sup> 49 U.S.C. §24305(c)(4).

**Table 4. Amtrak Food and Beverage Service Revenues and Expenses**  
(in millions of nominal dollars)

Fiscal Year	Total Revenues	Nonlabor Expenses	Labor Expenses	Total Expenses	Total Revenues as % of Total Expenses
2015	145.6	84.7	114.5	199.2	73%
2016	146.1	79.1	111.3	190.4	77%
2017	153.8	82.3	112.9	195.2	79%
2018	155.5	85.2	108.4	193.6	80%
2019	\$160.7	\$90.0	\$112.1	\$202.1	79%

**Source:** CRS, using data provided in personal communications from Amtrak.

**Notes:** Amtrak provides figures for revenue, but not cost, for its food and beverage service in its monthly performance reports. Percentages calculated by CRS. "Total Revenues" includes cash food and beverage sales, a partial transfer of revenue from first-class ticket sales, and state contributions to food and beverage service.

Amtrak has taken measures, at Congress's direction, to reduce costs for food and beverage service. In 1999, it shifted from handling food and beverage supplies internally to contracting out such activities. More recently, Amtrak announced it would be discontinuing its traditional dining car service on several long-distance routes, in part to save money.<sup>30</sup> A House proposal in the 112<sup>th</sup> Congress would have required FRA to contract out Amtrak's onboard food and beverage service but acknowledged that the service may operate at a loss.<sup>31</sup> Section 11207 of the FAST Act requires Amtrak to develop a plan to eliminate food and beverage service losses, and prohibits federal funds from being used to cover losses starting five years after enactment—but also provides that no Amtrak employee shall lose his or her job as a result of any changes made to eliminate losses. Congress provided that Amtrak could eliminate the losses on food and beverage service through "ticket revenue allocation."<sup>32</sup> Although that phrase is not defined in the law, it implies that Amtrak could declare that a portion of the ticket prices paid by certain passengers is dedicated to food and beverage service, as it already does for passengers traveling in first-class accommodations.

## Positive Train Control Interoperability Issues

Positive train control (PTC) is an interconnected system of signals and communication devices designed to prevent collisions and derailments by automatically slowing or stopping a train if its engineer fails to do so.<sup>33</sup> The Railway Safety Improvement Act of 2008 (RSIA; Division A of P.L. 110-432) required all tracks used by passenger trains to be equipped with PTC by the end of 2015, now effectively extended to December 31, 2020, by subsequent laws and regulations.<sup>34</sup>

<sup>30</sup> Luz Lazo, "The End of an American Tradition: The Amtrak Dining Car," *Washington Post*, September 21, 2019, [https://www.washingtonpost.com/local/trafficandcommuting/the-end-of-an-american-tradition-the-amtrak-dining-car/2019/09/21/d63cca3a-d888-11e9-bfb1-849887369476\\_story.html](https://www.washingtonpost.com/local/trafficandcommuting/the-end-of-an-american-tradition-the-amtrak-dining-car/2019/09/21/d63cca3a-d888-11e9-bfb1-849887369476_story.html).

<sup>31</sup> H.R. 7 (112<sup>th</sup> Congress), §8106.

<sup>32</sup> 49 U.S.C. 24321(b)(6).

<sup>33</sup> See CRS Report R42637, *Positive Train Control (PTC): Overview and Policy Issues*, by John Frittelli.

<sup>34</sup> P.L. 114-73, and 49 C.F.R. §236 as amended by 81 *Federal Register* 10126.

Amtrak announced on August 13, 2020, that PTC had been installed on all tracks it owns or controls.<sup>35</sup> However, to fully comply with the PTC mandate, PTC-equipped Amtrak trains must be certified interoperable with all PTC systems installed by host railroads, and Amtrak's PTC system must be interoperable with other railroads' PTC-equipped trains that use its tracks. At the end of June 2020, Amtrak had achieved interoperability with 3 railroads out of a total of 16 that use its tracks, though this does not necessarily reflect Amtrak's progress achieving interoperability with its host railroads.<sup>36</sup> If Amtrak does not achieve 100% interoperability with its host railroads by the deadline, absent a waiver or subsequent extension, Amtrak would need to suspend rail service on noncompliant lines or risk enforcement action in the form of financial penalties for each day it operates in violation of the mandate.

## Author Information

Ben Goldman  
Analyst in Transportation Policy

---

## Disclaimer

This document was prepared by the Congressional Research Service (CRS). CRS serves as nonpartisan shared staff to congressional committees and Members of Congress. It operates solely at the behest of and under the direction of Congress. Information in a CRS Report should not be relied upon for purposes other than public understanding of information that has been provided by CRS to Members of Congress in connection with CRS's institutional role. CRS Reports, as a work of the United States Government, are not subject to copyright protection in the United States. Any CRS Report may be reproduced and distributed in its entirety without permission from CRS. However, as a CRS Report may include copyrighted images or material from a third party, you may need to obtain the permission of the copyright holder if you wish to copy or otherwise use copyrighted material.

---

<sup>35</sup> Amtrak, "Amtrak Announces Positive Train Control Completion," press release, August 13, 2020, at <https://media.amtrak.com/2020/08/amtrak-announces-positive-train-control-completion/>.

<sup>36</sup> Federal Railroad Administration, Steps Toward Full PTC System Implementation of Mandated Positive Train Control (PTC) Systems, <https://explore.dot.gov/t/FRA/views/PTCImplementationStatusReport/Overview>. The Government Accountability Office found that of all railroads subject to the statutory mandate, only two commuter railroads had achieved full operation and full interoperability with less than two years remaining before the deadline; Government Accountability Office, *Positive Train Control: As Implementation Progresses, Focus Turns to the Complexities of Achieving System Interoperability*, July 31, 2019. FRA data indicate that seven commuter railroads had achieved full interoperability as of June 30, 2020.