

The Disaster Relief Fund: Overview and Issues

William L. Painter

Specialist in Homeland Security and Appropriations

Updated November 22, 2019

Congressional Research Service

7-....

www.crs.gov

R45484



The Disaster Relief Fund: Overview and Issues

The Disaster Relief Fund (DRF) is one of the most-tracked single accounts funded by Congress each year. Managed by the Federal Emergency Management Agency (FEMA), it is the primary source of funding for the federal government's domestic general disaster relief programs. These programs, authorized under the Robert T. Stafford Disaster Relief and Emergency Assistance Act, as amended (42 U.S.C. 5121 et seq.), outline the federal role in supporting state, local, tribal, and territorial governments as they respond to and recover from a variety of incidents. They take effect in the event that nonfederal levels of government find their own capacity to deal with an incident is overwhelmed.

The appropriation which feeds the DRF predates current disaster relief programs and FEMA itself. It dates back to a half-million dollar deficiency appropriation to the President in 1948 that was drafted to allow him to use these resources to provide temporary emergency assistance to communities in the wake of unspecified potential natural disasters. Although the appropriation was provided with one particular Upper Midwest flooding incident in mind, the legislative language allowed the funding to be used more broadly, if the President wished to do so. This policy of providing general disaster relief was a shift from previous policy, which largely left emergency management, disaster relief, and disaster recovery in the hands of other levels of government and private relief organizations. Prior to the development of the general relief program, when the federal government got involved in disaster response and recovery, it was on an ad hoc, case-by-case basis. In the early 21st century, emergency management has its own federal agency.

The evolving federal role in disaster relief is partially illuminated by the robust funding stream provided for it through the DRF. At the end of FY2019, the DRF carried over a balance of more than \$29 billion, and Congress was considering the largest annual appropriation for disaster relief for the third year in a row. However, what is a fixture of federal policy today was not a given a century ago. Examining the history of the program and its funding through the DRF may help Congress consider future approaches to disaster relief.

This report introduces the DRF and provides a brief history of federal disaster relief programs. It goes on to discuss the appropriations that fund the DRF, and provides a funding history from FY1964 to the present day, discussing factors that contributed to those changing appropriations levels. It concludes with discussion of how the budget request for the DRF has been developed and structured, given the unpredictability of the annual budgetary impact of disasters, and raises some potential issues for congressional consideration.

This report is updated on an annual basis.

R45484

November 22, 2019

William L. Painter

Specialist in Homeland
Security and
Appropriations
-redacted-@crs.loc.gov

For a copy of the full report,
please call 7-.... or visit
www.crs.gov.

Contents

Introduction	1
What is the Disaster Relief Fund and how is it used?	1
What determines whether an incident qualifies as an emergency or disaster?	1
Does all federally funded disaster relief come from the DRF?	2
What federal government activities are funded under the DRF?	2
Under what statute is the Disaster Relief Fund authorized?	3
Where are appropriations for the Disaster Relief Fund provided?	3
Are specific Disaster Relief Fund appropriations for specific disasters?	4
How is the DRF being spent?	4
Historical Context for Federal Disaster Relief Funding	4
1789-1947: Case by Case, After the Fact	5
1947-1950: General Disaster Relief Funding from the Federal Government Begins	7
1950-1966: The Disaster Relief Act of 1950—General Relief and Specific Relief	8
1966-1974: The Disaster Relief Act of 1966—General Relief Broadens	9
1974-Present: The Era of Federally Coordinated Emergency Management	9
Appropriations for General Disaster Relief	11
Types of Appropriations for Disaster Relief	11
Supplemental Appropriations for Disaster Relief	11
Annual Appropriations	12
Continuing Appropriations	13
DRF Funding History: FY1964-FY2019	13
Factors in Changing Appropriations Levels	17
Incident Frequency and Severity	17
Programmatic Changes in Disaster Relief	20
Changes in the Budget Process	21
Budgeting Practices for Disaster Relief	24
Management of Disaster Relief Funds	24
1978: The Creation of the Federal Emergency Management Agency	24
Calculation of the Annual Appropriations Request	24
Emergency Contingency Funding and Reserve Funds	27
Rescissions and the DRF	28
Issues for Congress	29
Should the purpose of the DRF be rescoped?	30
How much is enough to have on hand?	30
What accommodations should be made in the federal budget for disaster relief?	31

Figures

Figure 1. Nominal Dollar Disaster Relief Appropriations, FY1964-FY2019	15
Figure 2. FY2019 Dollar Disaster Relief Appropriations, FY1964-FY2019	16
Figure 3. Catastrophic Disasters, DRF Appropriations and Obligations, FY2014-FY2019	20
Figure 4. DRF Annual and Supplemental Appropriations Within and Beyond Discretionary Spending Limits, FY2004-FY2019	23

Tables

Table 1. Disaster Declaration Activities and Projected Costs of Catastrophic Disaster Declarations, FY2004-FY2019	18
Table A-1. Nominal Dollar Disaster Relief Appropriations, FY1964-FY2019	32
Table A-2. FY2019 Dollar Disaster Relief Appropriations, FY1964-FY2019	34

Appendixes

Appendix. General Disaster Relief Appropriations, FY1964-FY2019	32
---	----

Contacts

Author Contact Information	36
----------------------------------	----

Introduction

The Disaster Relief Fund (DRF) is one of the most-tracked single accounts funded by Congress each year. Managed by the Federal Emergency Management Agency (FEMA), it is the primary source of funding for the federal government's domestic general disaster relief programs. These programs, authorized under the Robert T. Stafford Disaster Relief and Emergency Assistance Act, as amended (42 U.S.C. 5121 et seq.), outline the federal role in supporting state, local, tribal, and territorial governments as they respond to and recover from a variety of incidents. They take effect in the event that nonfederal levels of government find their own capacity to deal with an incident is overwhelmed.

The current environment for emergency management policy assumes this federal role in domestic disaster relief as the default position and the availability of resources through the DRF a necessary requirement. However, this was not always the case. The concept of general disaster relief provided by the federal government predates both FEMA and the Stafford Act, but federal involvement in relief after natural and man-made disasters was very rare before the Civil War, and was at times considered unconstitutional. Domestic disaster relief efforts became more common after the Civil War, but were not seen as a necessary obligation of the federal government. Standing federal domestic disaster relief programs and a pool of resources to fund them only emerged after the Second World War. Prior to the development of these programs, domestic disaster relief and recovery was a matter for private nongovernmental organizations and state and local governments.

Once established, the federal role in domestic disaster response and recovery grew, proving politically popular and resilient despite periodic concerns about management, execution, and budgetary impacts. The DRF is the source of funding for most general disaster relief programs, so it is an indicator of the scope of those programs and the volume of taxpayer-funded aid they provide. Understanding the trends in the growth of the federal government's role in general disaster relief and recovery, and the associated costs of that role, may be useful as Congress considers changes in both emergency management and budgetary policies.

This report introduces the DRF and provides a brief history of federal disaster relief programs. It goes on to discuss the appropriations that fund the DRF, and provides a funding history from FY1964 to the present day, discussing factors that contributed to those changing appropriations levels. It concludes with discussion of how the budget request for the DRF has been developed and structured, given the unpredictability of the annual budgetary impact of disasters, and raises some potential issues for congressional consideration.

What is the Disaster Relief Fund and how is it used?

The DRF is the primary source of funding for the federal government's general disaster relief program—response and recovery efforts pursuant to a range of domestic emergencies and disasters in existing law—as opposed to specific relief and recovery initiatives that may be enacted for individual incidents.

What determines whether an incident qualifies as an emergency or disaster?

Under the Robert T. Stafford Disaster Relief and Emergency Assistance Act (P.L. 93-288, as amended; hereinafter “the Stafford Act”), the President can declare that an emergency exists or a

major disaster is occurring.¹ These declarations make state, tribal, territorial, and local governments² eligible for a variety of assistance programs, many of which are funded from the DRF.³ Declarations usually are made at the request of a state, tribal, or territorial government.

Does all federally funded disaster relief come from the DRF?

While the DRF funds Stafford Act disaster relief and recovery programs, several other federal departments and agencies have significant roles in disaster preparedness, relief, recovery, and mitigation. These include the Department of Housing and Urban Development, the Small Business Administration, U.S. Department of Agriculture, U.S. Army Corps of Engineers, and the Department of Health and Human Services. While FEMA may fund some of their activities out of the DRF through mission assignments, their broader disaster-related programs are funded through separate appropriations.⁴

What federal government activities are funded under the DRF?

Currently, the Federal Emergency Management Agency (FEMA) coordinates federal disaster response and recovery efforts, and manages the DRF, which funds activities in five categories:

1. **Activity pursuant to a major disaster declaration**—This activity represents the vast majority of spending from the DRF. FEMA’s primary “Direct Disaster Programs” are the Individual Assistance (IA),⁵ Public Assistance (PA),⁶ and the Hazard Mitigation Grant Program (HMGP) programs.⁷ Federal assistance provided by other federal agencies at FEMA’s direction through “mission assignments” is also paid for from the DRF.⁸
2. **Predeclaration surge activities**—These are activities undertaken prior to an emergency or major disaster declaration to prepare for response and recovery, such as deploying response teams or prepositioning equipment.
3. **Activity pursuant to an emergency declaration**—This is federal assistance to supplement state and local efforts in providing emergency services in any part of the United States.
4. **Fire Management Assistance Grants (FMAGs) for large wildfires**—This is assistance for the mitigation, management, and control of any fires on public or

¹ Or has occurred—declarations are specific by time and place.

² As well as certain private nonprofit organizations as stipulated in the Stafford Act.

³ For more information, see CRS Report R43784, *FEMA’s Disaster Declaration Process: A Primer*, by Bruce R. Lindsay.

⁴ For information on the breadth of federal disaster relief, see CRS Report R41981, *Congressional Primer on Responding to Major Disasters and Emergencies*, and U.S. Government Accountability Office, *Federal Disaster Assistance: Federal Departments and Agencies Obligated at Least \$277.6 Billion during Fiscal Years 2005 through 2014*, GAO-16-797, September 22, 2016, <https://www.gao.gov/products/GAO-16-797>.

⁵ For more information, see CRS Report R45085, *FEMA Individual Assistance Programs: In Brief*, by Shawn Reese.

⁶ For more information, see CRS Report R43990, *FEMA’s Public Assistance Grant Program: Background and Considerations for Congress*.

⁷ For more information, see CRS Report R40471, *FEMA’s Hazard Mitigation Grant Program: Overview and Issues*.

⁸ Department of Homeland Security, *Disaster Relief Fund, Fiscal Year 2019 Congressional Budget Justification*, Federal Emergency Management Agency, Washington, DC, February 2018, p. FEMA-DRF-23, <https://www.dhs.gov/sites/default/files/publications/Federal%20Emergency%20Management%20Agency.pdf>.

private lands that could, if unchecked, worsen and result in a major disaster declaration.⁹

5. **Disaster Readiness and Support (DRS) activities**—These are ongoing, non-incident specific activities that allow FEMA to provide timely disaster response, operate its programs responsively and effectively, and provide oversight of its emergency and disaster programs.

The role of the federal government has evolved over the years, but emergency response and disaster relief has historically been a federalized “bottom-up” operation, starting from the local or tribal governments affected, backed up by the state or territorial government,¹⁰ and then turning to the federal government if their capacity is overwhelmed. The broadening of the federal role has been a factor in which activities are funded under the DRF.

DRF Activities and Statutory Budget Controls

Implementation of budget controls in 2011 led to changes in the way DRF appropriations were structured to support Stafford Act activities. Since FY2012, the first fiscal year of statutory limits on discretionary spending under the Budget Control Act (BCA), a distinction has been made between budget authority for the activities pursuant to a specific major disaster declaration—the first of the activities listed above—and budget authority for other activities. The former now often carries a special “disaster relief” designation, defining it as being provided pursuant to a major disaster declaration under the Stafford Act, and triggering an adjustment in discretionary spending limits to accommodate it. Budget authority for the other four activities, covering other Stafford Act functions not linked to response and recovery from a specific major disaster, is derived from the undesignated portion, referred to as the “base.” This remaining budget authority is counted against discretionary spending limits.

There is no restriction on budget authority from the “base” being used for the costs of specific major disasters. During catastrophic disasters funds have been transferred from the base to the major disaster category, and back again once that category was replenished.

The statutory discretionary budget limits laid out in the BCA and the disaster relief adjustment mechanisms will expire after FY2021 under current law.

Under what statute is the Disaster Relief Fund authorized?

The DRF is not separately authorized as a distinct entity, but the activities it funds are authorized under the Stafford Act (42 U.S.C. 5121 et seq.).

Where are appropriations for the Disaster Relief Fund provided?

Since FY1980—FEMA’s first annual appropriation—the DRF has been funded through its own appropriation within FEMA’s budget, first under the heading “Disaster Relief,” and then “Disaster Relief Fund” starting in FY2012. FEMA’s annual appropriations were first provided through the VA, HUD, and Independent Agencies Appropriations Act, but have been included in the Department of Homeland Security Appropriations act since FY2004. Since the first “Disaster Relief” appropriation for FY1948, most of the DRF’s appropriations have been provided through supplemental appropriations. See **Figure 1** and **Figure 2** for details.

⁹ For more information, see CRS Report R43738, *Fire Management Assistance Grants: Frequently Asked Questions*.

¹⁰ Tribal governments currently may seek help directly from FEMA if their capacity to respond to an incident is overwhelmed, as a result of changes to the Stafford Act made by Section 1110 of the Sandy Recovery Improvement Act of 2013 (P.L. 113-2, Division B).

Are specific Disaster Relief Fund appropriations for specific disasters?

DRF appropriations have historically been provided for general disaster relief, rather than specific presidentially declared disasters or emergencies.

The most recent iterations of the appropriations bill text indicate the funds are provided for the “necessary expenses in carrying out the Robert T. Stafford Disaster Relief and Emergency Assistance Act,” thus covering all past and future disaster and emergency declarations.¹¹ Previous versions of the appropriations language going back to 1950 also referenced the legislation authorizing general disaster relief rather than targeting specific disasters. On a number of occasions, specific disasters have been mentioned in the appropriation, but funding was not specifically directed to one disaster over others.

While many disaster supplemental appropriations bills are associated with a specific incident or incidents—such as P.L. 113-2, “the Sandy Supplemental”—the language in that act does not limit the use of the disaster relief appropriation to that specific incident.¹²

How is the DRF being spent?

Since the enactment of P.L. 112-74, Congress has received regular reporting on spending from the DRF. Monthly reports on such spending since March 2013 are available on FEMA’s website.¹³ Currently, the reports include information on DRF balances, actual and projected obligations from the DRF for large-scale disasters broken down by disaster declaration, and obligations and expenditures aggregated by incident. These reports also include estimates of the DRF balance through the end of the current fiscal year.

Historical Context for Federal Disaster Relief Funding

Disaster relief has not always been a part of the mission of the federal government. For nearly 80 years, federal domestic disaster relief was minimal, extremely narrow in scope, and largely did not address the humanitarian side of the relief equation, leaving that to private organizations and local levels of government. Even as the country emerged from the Civil War with more of a national identity and a sense that the federal government could act to provide relief in some circumstances, disaster aid remained limited, responding only after the fact on a case-by-case basis. Only after World War II did the concept emerge of a federal role in responding to disasters broadly defined, led by the President and funded in advance, as opposed to case-by-case responses to needs in the wake of the most severe events led by ad hoc congressional action. Over the ensuing years, the general disaster relief program and its funding grew, adopting concepts of assistance that once had been reserved for catastrophic events to respond to more common natural disasters. In the 1970s, the Federal Emergency Management Agency (FEMA) was established, institutionalizing the federal role in disaster response, recovery, mitigation, and preparedness—the role we recognize today. At the heart of that role is the set of relief programs that have evolved since the 1940s, known collectively as the Stafford Act, which are funded by the Disaster Relief Fund appropriation.

¹¹ P.L. 115-141, Div. F.

¹² See, for this specific example, 127 Stat. 28.

¹³ These monthly reports are available at <https://www.fema.gov/media-library/assets/documents/31789>.

1789-1947: Case by Case, After the Fact

The Constitution provides little specific direction on the question of how the United States should confront disasters. While allusions to the intent of the Constitution speak to promoting domestic tranquility and promoting the general welfare, limitations on the federal role in state affairs combined with practical politics of the day to limit federal involvement in disaster relief and recovery in the early years of the country.

The federal government did provide disaster relief on some occasions. Some observers note at least 128 instances from 1803 to 1947 when natural disasters prompted the federal government to provide some type of ad hoc relief on a case-by-case basis for specific incidents after they occurred.¹⁴ Prior to the Civil War, these measures largely consisted of refunds of duties paid on goods destroyed in customs house fires, allowance for delayed payments of bonds, and land grants for resettlement.¹⁵

Proponents of disaster relief argued that the “general welfare” clause of the Constitution warranted the federal role in disaster relief.¹⁶ Opponents did not find this justification convincing, as it was nonspecific,¹⁷ and argued that certain natural disasters (such as flooding of the Mississippi River) were foreseeable, and therefore state and local governments had an obligation to be prepared.¹⁸ They also contended that it was improper for the government to provide relief for specific places with money it collected for the common good;¹⁹ and that the federal government could not afford to provide universal relief.

As the U.S. economy became more robust, federal revenues grew, weakening the position of those in Congress who opposed a federal role in disaster assistance on the basis of the lack of such resources.

Congressional willingness to provide assistance was not always sufficient to ensure its provision, however. In 1887, President Grover Cleveland vetoed a bill that would have provided \$10,000 to pay for seeds for farmers in Texas after a drought, arguing as follows:

I can find no warrant for such an appropriation in the Constitution; and I do not believe that the power and duty of the General Government ought to be extended to the relief of individual suffering which is in no manner properly related to the public service or benefit. A prevalent tendency to disregard the limited mission of this power and duty should, I think, be steadfastly resisted, to the end that the lesson should be constantly enforced that though the people support the Government, the Government should not support the people.

The friendliness and charity of our countrymen can always be relied upon to relieve their fellow-citizens in misfortune. This has been repeatedly and quite lately demonstrated. Federal aid in such cases encourages the expectation of paternal care on the part of the

¹⁴ Moss, David A., “Courting Disaster: The Transformation of Federal Disaster Policy Since 1803.” In *The Financing of Catastrophe Risk*, edited by Kenneth A. Froot, Chicago: University of Chicago Press, 1999, p. 312.

¹⁵ A survey of customs duty relief and delayed payments on bonds can be found in the remarks of Rep. C. Johnson, “New York Fire,” *Congressional Globe* 24, p. 136 (February 17, 1836).

¹⁶ Rep. Carleton Hunt, “Relief of Sufferers by Flood,” House debate, *Congressional Record*, vol. 15, part 3 (March 26, 1884), p. 2295.

¹⁷ Rep. Charles Napoleon Brumm, “Relief of Sufferers by Flood,” House debate, *Congressional Record*, vol. 15, part 3 (March 26, 1884), p. 2296.

¹⁸ Rep. William Whitney Rice, “Relief of Sufferers by Flood,” House debate, *Congressional Record*, vol. 15, part 3 (March 26, 1884), p. 2293.

¹⁹ Rep. Lewis Beach, “Relief of Sufferers by Flood,” House debate, *Congressional Record*, vol. 15, part 3 (March 26, 1884), p. 2295.

Government and weakens the sturdiness of our national character, while it prevents the indulgence among our people of that kindly sentiment and conduct which strengthens the bonds of a common brotherhood.²⁰

Much of the disaster relief provided in this period was nongovernmental in nature. In 1881, Clara Barton founded the American National Red Cross (ANRC),²¹ which provided disaster aid from funds it raised from private sources. One year before a catastrophic earthquake struck San Francisco in 1906, the incorporating legislation for the ANRC was revised to task the organization with “mitigating the sufferings caused by pestilence, famine, fire, floods, and other great national calamities, and to devise and carry on measures for preventing the same.”²² In the days after the earthquake, President Theodore Roosevelt issued an appeal for assistance from the public for the ANRC’s relief efforts:

In the face of so horrible and appalling a national calamity as that which has befallen San Francisco, the outpouring of the nation’s aid should, as far as possible, be entrusted to the American Red Cross, the national organization best fitted to undertake such relief work.... In order that this work may be well systematized and in order that the contributions, which I am sure will flow in with lavish generosity, may be wisely administered, I appeal to the people of the United States, to all cities, chambers of commerce, boards of trade, relief committees and individuals to express their sympathy and render their aid by contributions to the American Red Cross.²³

While the federal government provided assistance in response and recovery in the San Francisco case on an ad hoc basis, the majority of the assistance provided was through private means. Congress appropriated \$2.5 million in the days after the quake for the Secretary of War to provide “subsistence and quartermaster’s supplies ... to such destitute persons as have been rendered homeless or are in needy circumstances as a result of the earthquake and commissary stores to such injured and destitute persons as may require assistance,”²⁴ but nonfederal cash contributions to the ANRC and the local relief organizations exceeded \$9 million in the two years following the disaster.²⁵

The ANRC served as the major institutional source of relief for disaster victims in the United States, serving communities and individuals in cooperation with state and local governments with relatively little direct contributions from the federal government for many years. The Red Cross continued to play a leading role in nongovernmental disaster relief as the federal government’s role in disaster aid evolved and expanded through the 20th century and into the 21st.

²⁰ House bill 10203, 50th Congress. Richardson, James D. (compiler), *Compilation of the Messages and Papers of the Presidents* (1897), Volume 11, page 5142.

²¹ This is the formal legal name of the organization commonly referred to as the American Red Cross.

²² P.L. 58-4, 23 Stat. 600.

²³ Red Cross Flyer, Library of Congress Manuscript Division, made available through the Theodore Roosevelt Digital Library (www.theodorerooseveltcenter.org) at <http://www.theodoreroosevelt.org/Research/Digital-Library/Record?libID=o529079>.

²⁴ Public Resolution No. 16, April 19, 1906, 34 Stat. 827.

²⁵ O’Connor, Charles James, “San Francisco Relief Survey: The organization and methods of relief used after the earthquake and fire of April 18, 1906,” The Russell Sage Foundation, 1913, p. 33.

1947-1950: General Disaster Relief Funding from the Federal Government Begins

After the Second World War, the federal government started becoming more involved in disaster relief beyond specific incident-by-incident relief efforts. In 1947, P.L. 80-233 authorized the federal government to provide surplus property to state and local governments for disaster relief under the Disaster Surplus Property Program. Less than eight months later, the Administrator of the Federal Works Agency noted in a letter to President Harry S. Truman that the program would not provide adequate relief to communities over the longer term.

The next year, Congress made its first appropriation for general disaster relief. The Second Deficiency Appropriation Act, 1948,²⁶ which was enacted on June 25, 1948, provided funding directly to the President as follows:

DISASTER RELIEF

Disaster Relief: To enable the President, through such agency or agencies as he may designate, and in such manner as he shall determine, to supplement the efforts and available resources of State and local governments or other agencies, whenever he finds that any flood, fire, hurricane, earthquake, or other catastrophe in any part of the United States is of sufficient severity and magnitude to warrant emergency assistance by the Federal Government in alleviating hardship, or suffering caused thereby, and if the governor of any State in which such catastrophe shall occur shall certify that such assistance is required, \$500,000, to remain available until June 30, 1949, and to be expended without regard to such provisions regulating the expenditure of Government funds or the employment of persons in the Government service as he shall specify: Provided, That no expenditures shall be made with respect to any such catastrophe in any State until the governor of such State shall have entered into an agreement with such agency of the Government as the President may designate giving assurance of expenditure of a reasonable amount of the funds of the government of such State, local governments therein, or other agencies, for the same or similar purposes with respect to such catastrophe: Provided further, That no part of this appropriation shall be expended for departmental personal services: Provided further, That no part of this appropriation shall be expended for permanent construction: Provided further, That within any affected area Federal agencies are authorized to participate in any such emergency assistance.²⁷

Although this legislation comes with broad latitude for the President in expending these funds, this appropriation contained several hallmarks that continue in today's disaster relief structure:

- the President makes the determination that a disaster has occurred, and that federal aid is required;
- the state has a role in certifying the need and committing state resources to be eligible for federal support;
- aid is to “supplement the efforts and available resources of State and local governments or other agencies,” rather than to fund the entire relief effort; and

²⁶ P.L. 80-785.

²⁷ The term “Disaster Relief Fund” as a title for the Disaster Relief appropriation seemed to have evolved informally. The Disaster Relief appropriation was initially provided under a heading of “Funds Appropriated to the President” (this practice would continue until the mid-1980s) and was described in its early years frequently as “the President’s disaster relief fund.” See, for example, Rep. Angell, “Second Deficiency Appropriation Bill, 1948,” House debate, *Congressional Record*, vol. 94, part 7 (June 16, 1948), p. 8467.

- the President may direct federal agencies to participate in emergency assistance.

The conditions laid out in this appropriation were echoed in the next two appropriations, provided in 1949, which totaled \$1 million.²⁸

1950-1966: The Disaster Relief Act of 1950—General Relief and Specific Relief

The Disaster Relief Act of 1950 formalized the structure outlined in the initial appropriations legislation, and indicated for the first time that

it is the intent of Congress to provide an orderly and continuing means of assistance by the Federal Government to States and local governments in carrying out their responsibilities to alleviate suffering and damage resulting from major disasters, to repair essential public facilities in major disasters, and to foster the development of such State and local organizations and plans to cope with major disasters as may be necessary.²⁹

Section 8 of the act limited the authorized disaster relief funding to \$5 million in total.³⁰ This restriction did not effectively constrain funding, however. The first supplemental appropriation for general disaster relief authorized under the Disaster Relief Act for 1950 provided \$25 million, and a waiver of the Section 8 limitation.³¹ The first authorized annual appropriation for general disaster relief was for \$800,000, enacted August 31, 1951, less than two months later.³² Annual appropriations were “to be available until expended,” rather than expiring as previous general disaster relief appropriations had, and their use for administrative expenses was statutorily capped at 2% per year.³³

Under the Kennedy and Johnson Administrations, the federal government’s role in disaster relief expanded further.³⁴ Federal general disaster relief programs broadened in 1962, with the inclusion of several American territories, and grants for repair of state facilities.³⁵

However, Congress still passed specific legislation authorizing relief programs pursuant to other major disasters. In 1964 and 1965, post-disaster legislation provided specific relief for victims of an earthquake in Alaska,³⁶ flooding in western states,³⁷ and victims of Hurricane Betsy in Florida, Louisiana, and Mississippi.³⁸ In a history of disaster relief legislation, one observer described the situation thus:

²⁸ P.L. 81-3, P.L. 81-5; 63 Stat. 5.

²⁹ P.L. 81-875; 64 Stat. 1109.

³⁰ P.L. 81-875; 64 Stat. 1111.

³¹ P.L. 82-80; 65 Stat. 123.

³² P.L. 82-137; 65 Stat. 268.

³³ This limitation would rise to three percent in an FY1956 supplemental appropriation (P.L. 84-406; 70 Stat. 12), and be carried in appropriations legislation through FY1979.

³⁴ For a broader discussion of this evolution, see “The Evolution of U.S. Disaster Relief Policy,” by Bruce R. Lindsay and Francis X. McCarthy, in CRS Committee Print CP10000, *The Evolving Congress: A Committee Print Prepared for the Senate Committee on Rules and Administration*.

³⁵ P.L. 87-592.

³⁶ P.L. 88-451.

³⁷ P.L. 89-41.

³⁸ P.L. 89-339.

In 1962, 1964, and 1965, Congress had sought to preserve P.L. 81-875 [the Disaster Relief Act of 1950] and yet provide disaster assistance in the case of the very big disasters by special legislation only for the states named. Although no one at the time appeared aware that the new types of assistance would become precedents for general legislation, it was in the nature of the system that ultimately they would be reenacted for general use.³⁹

1966-1974: The Disaster Relief Act of 1966—General Relief Broadens

The Disaster Relief Act of 1966⁴⁰ revised the general disaster assistance program by providing more assistance to public colleges and universities, as well as authorizing assistance to repair local public facilities.⁴¹ The Disaster Relief Act of 1969⁴² was enacted in response to Hurricane Camille, although the expansion of the federal role in disaster assistance it represented had been included in legislation since 1965. It included broader public and individual assistance, including temporary housing, food assistance, unemployment assistance, and the federal government funding up to half the cost of repair and restoration of public facilities, and providing matching funds to help states develop preparedness plans.⁴³ Not all of these costs would be borne by the funding provided to the President, and the programs were only authorized through calendar 1970, but they represented a significant broadening of federal government involvement.

The Disaster Relief Act of 1970⁴⁴ consolidated the previous disaster relief legislation into a single act, and made many of the Camille-driven programs permanent, including a permanent program to provide temporary housing assistance, and programs for debris removal and permanent repair and replacement of state and local public facilities.

1974-Present: The Era of Federally Coordinated Emergency Management

The Disaster Relief Act of 1974⁴⁵ provided for a more robust preparedness program, and introduced the concept of “emergency” declarations to accommodate assistance in cases where an incident did not rise to the “major disaster” threshold.⁴⁶

The Disaster Relief and Emergency Assistance Amendments of 1988 (P.L. 100-707, hereinafter DREAA) renamed the Disaster Relief Act of 1974 as the Robert T. Stafford Disaster Relief and Emergency Assistance Act (the aforementioned Stafford Act).⁴⁷ It made the following programmatic changes:

³⁹ Frank P. Bourgin, *A History of Federal Disaster Relief Legislation, 1950-1974*, Federal Emergency Management Agency, Washington, DC, September 1983, p. 103.

⁴⁰ P.L. 89-769.

⁴¹ Bourgin, p. 75.

⁴² P.L. 91-79.

⁴³ Bourgin, p. 103.

⁴⁴ P.L. 91-606.

⁴⁵ P.L. 93-288.

⁴⁶ Although it was expected to expire in December 1977, it was extended to the end of fiscal year 1980.

⁴⁷ P.L. 100-707.

- Authorized the President to declare an emergency under the Stafford Act in “any occasion or instance” in which federal aid is needed—allowing for assistance without a major disaster declaration;⁴⁸
- Defined a “major disaster” as “any natural catastrophe ... or, regardless of cause, any fire, flood, or explosion, in any part of the United States, which in the determination of the President causes damage of sufficient severity and magnitude to warrant major disaster assistance....”⁴⁹
- Established a 75% minimum level of assistance for the immediate response, debris removal, and repair of public facilities; and
- Provided for a 50/50 cost share for hazard mitigation grants.⁵⁰

The Stafford Act and the DREAA are the pieces of legislation that structure the current relationship between the federal and state government in emergency management and disaster relief. These laws, which appear at 42 U.S.C. 5121 et seq., continue to be amended, with reform legislation frequently following on the heels of exceptionally large disasters, or complexes of disasters. This has happened three times since FEMA was incorporated into DHS in 2003:

1. **The Post Katrina Emergency Reform Act of 2006 (PKEMRA)**⁵¹—Enacted as a sixth title to the FY2007 DHS Appropriations Act, PKEMRA reauthorized and restructured FEMA, and made amendments to the Stafford Act, including allowing federal assistance to be provided in the absence of a specific request, improved assistance for individuals with disabilities, and expanded availability of public assistance to non-governmental organizations.
2. **The Sandy Recovery Improvement Act (SRIA)**⁵²—Enacted as a part of the FY2013 supplemental appropriations act, SRIA included alternative procedures for the Stafford Act Public Assistance program to allow disaster impacted area to get assistance on the basis of cost estimates rather than reimbursement of costs, among other reforms.
3. **The Disaster Recovery Reform Act of 2018 (DRRA)**⁵³—Enacted through language that was attached to an FAA reauthorization measure in the wake of wildfires in California as well as Hurricanes Harvey, Irma, and Maria, DRRA has provisions to broaden federal investments from the DRF into mitigation efforts to protect public infrastructure, as well as making improvements to the Public Assistance and Individual Assistance programs. For additional information on these reforms, see CRS Report R45819, *The Disaster Recovery Reform Act of 2018 (DRRA): A Summary of Selected Statutory Provisions*.

⁴⁸ 102 Stat. 4689.

⁴⁹ 102 Stat. 4690.

⁵⁰ These grants would be amended in 1993 to a 75/25 cost share.

⁵¹ P.L. 109-295, Title VI.

⁵² P.L. 113-2, Division B.

⁵³ P.L. 115-254, Division D.

Appropriations for General Disaster Relief

Types of Appropriations for Disaster Relief

General disaster relief activities by the federal government under the Stafford Act are funded through the appropriations process. Three types of appropriations support these activities:

Supplemental Appropriations are requested by the Administration on an ad hoc basis, generally to address a need not sufficiently covered in the annual appropriations process. These move on a short timetable and generally do not go through the complete committee process. More than 82% of net appropriations for the DRF have been provided through supplemental appropriations.

Annual Appropriations: Requested by the Administration in February as a part of the annual budget process, these are expected to be passed by Congress and enacted into law prior to the start of the fiscal year in October. Annual appropriations measures fund the core activities of the government and are developed through the committee process.

Continuing Appropriations: Provided when annual appropriations work remains unresolved at the beginning of the new fiscal year, these appropriations are temporary budget authority provided at a rate for operations based on the prior fiscal year to allow the government to continue functioning. The measure that provides them is termed a “continuing resolution,” or “CR.” These continuing appropriations may expire (in the case of an interim CR), or extend to the end of the fiscal year (in the case of a “long-term” CR).

Supplemental Appropriations for Disaster Relief

The current Disaster Relief Fund concept can trace its birth back to an appropriations bill in the 1940s—the Second Deficiency Appropriations Act, 1948.⁵⁴ Deficiency appropriations bills, which provided funding to meet unanticipated needs during the fiscal year, were a forerunner of modern supplemental appropriations bills. The severity, frequency, and resultant costs to the federal government of the array of disasters that will strike the United States have always been unpredictable in an annual budgetary context. To respond to this uncertainty, disaster relief funding frequently has been provided through deficiency, and later supplemental, appropriations.

When Congress and the Administration began to express concerns about the budget deficit in the 1980s, efforts were made to restrain supplemental spending by limiting it to cases of “dire emergency.” With the implementation of budget control in the 1990s, a special designation for emergency spending was created. If both Congress and the Administration agreed that certain spending was an emergency requirement, budget limits would be adjusted to accommodate that spending. Congress used the emergency designation on a disaster relief appropriation for the first time in an FY1992 supplemental appropriations act.⁵⁵ Congress continues to use emergency designations in supplemental appropriations legislation to provide budgetary flexibility.

At one point, Congress was statutorily required to use the designation for disaster relief appropriations. Under the terms of the aforementioned FY1992 supplemental appropriations act, beginning in FY1993, Congress required “all amounts appropriated for disaster assistance

⁵⁴ P.L. 80-785.

⁵⁵ P.L. 102-229, the “Dire Emergency Supplemental Appropriations and Transfers for Relief from the Effects of Natural Disasters, for Other Urgent Needs, and for Incremental Cost of ‘Operation Desert Shield/Desert Storm’ Act of 1992.”

payments [under the Stafford Act] that are in excess of either the historical annual average obligation of \$320,000,000, or the amount submitted in the President's initial budget request, whichever is lower" to be designated as emergency requirements under a specific provision of the Balanced Budget and Emergency Deficit Control Act of 1985.⁵⁶ This practice of emergency designation above a particular threshold was followed until FY2000, when a clause appeared in the appropriation noting that discretionary appropriations were being provided notwithstanding the restrictions of this section of the U.S. Code.⁵⁷

With the passage of the Budget Control Act in 2011, which provided additional budgetary flexibility for the costs for major disasters, supplemental disaster relief appropriations declined in frequency, but remained a primary contributor to balances in the DRF. See the "DRF Funding History: FY1964-FY2019" section below for details.

Annual Appropriations

As was noted above, the first general disaster relief funding was provided in an annual appropriations act in 1948, and carried its own authorizing provisions. Stand-alone authorization for general disaster relief first came in 1950.

Once the initial separate authorization was put in place for general disaster relief, appropriations were provided for FY1952, FY1956-FY1958, and FY1962. With the broadening of the relief program to cover more types of damages and the authorization of aid on general terms that had only been made on a case-by-case basis before the mid-1960s, appropriations for general disaster relief became more common—and larger. Annual appropriations for general disaster relief have been provided each year since FY1964, with only two exceptions.⁵⁸

Disaster Relief Designation

The adoption of a special designation for the costs of major disasters under the Stafford Act as a part of the Budget Control Act of 2011 (P.L. 112-25) made it easier to provide budget authority to the DRF in the annual appropriations process.⁵⁹ In the first seven appropriations cycles since the implementation of this designation in FY2012, more budget authority was provided for the DRF in annual appropriations measures than in the 63 prior cycles combined, accounting for inflation. The gross appropriation for the DRF of \$12.558 billion in FY2019 was the largest annual appropriation ever for the DRF, breaking the record set by the FY2018 annual appropriation. That record appears likely to be broken again, as the Trump Administration requested \$14.550 billion for the DRF in FY2020, and both House and Senate committee-reported annual DHS appropriations bills meet or exceed that funding level.

Since the FY2013 budget request, FEMA has bifurcated its annual appropriations request between the costs of major disasters—the "Disaster Relief Category"—and everything else funded by the DRF—"Base Disaster Relief," which includes funding for emergency designations,

⁵⁶ P.L. 102-229, 105 Stat. 1711. The reference remains in law as 42 U.S.C §5203, but P.L. 105-33, the Balanced Budget Act of 1997 (at 111 Stat. 699) changed the underlying law on which the requirement depended.

⁵⁷ P.L. 106-74, at 115 Stat. 687. The same clause appeared in FY2003, but has not been a part of enacted DRF appropriations since then.

⁵⁸ In FY1984 and FY1991, no appropriation was requested or made for disaster relief, as unobligated balances were deemed sufficient to fund anticipated disasters. See Federal Emergency Management Agency, *Justification of Estimates, Fiscal Year 1984, Part 2*, Washington, DC, January 1983, p. DR-3, and Federal Emergency Management Agency, *Justification of Estimates, Fiscal Year 1992*, Washington, DC, February 1991, p. DR-3.

⁵⁹ See "Changes in the Budget Process" and CRS In Focus IF10720, *Calculation and Use of the Disaster Relief Allowable Adjustment*.

fire management assistance, pre-disaster declaration surge activities, and Disaster Readiness and Support Programs. The former category is eligible for the designation as “disaster relief,” a designation that triggers an upward adjustment of statutory discretionary spending limits to accommodate it without triggering sequestration. The latter category is not, and scores as discretionary spending.

Continuing Appropriations

Even though the DRF is a “no-year” fund, and its appropriations are available until expended, it does get temporary replenishment from continuing resolutions (CRs) at times, until its annual appropriations are finalized.

In FY1982, for the first time, interim general disaster relief funding was provided in a CR through an “anomaly,” a provision providing funds at an operating rate different from that base rate of operations provided in the resolution.⁶⁰

These “anomaly” provisions may also provide flexibility that can help avoid some of the complications that can arise under the constraints of operating under continuing appropriations. For example, CRs generally provide funding at a constant rate of operations, with certain restrictions. This can complicate disaster response and recovery, when calls for funding vary in scale and timing from year to year. When FEMA responds to major disasters of significant size while operating under a CR, either FEMA requests special flexibility from the Office of Management and Budget (OMB)—which apportions funding to agencies—or CRs direct flexibility to be provided to ensure adequate resources are available for disaster response and recovery. Such language can be found in the initial CRs for FY2018 through FY2020, which all provide that the funds provided “may be apportioned up to the rate for operations necessary to carry out response and recovery activities” under the Stafford Act.⁶¹

Lapses in Annual Appropriations and the DRF

Most annual appropriations expire at the end of the fiscal year. On several occasions in recent history, neither annual nor continuing appropriations were enacted prior to the beginning of the fiscal year, leading to a “funding gap” or “lapse” in appropriations. When this occurs, partial shutdown of government functions and emergency furlough of employees ensues for functions that are not funded through fee revenues or multiyear appropriations, and do not immediately protect life and property.

The Disaster Relief appropriation can fund disaster relief operations, as its appropriations do not expire at the end of the fiscal year, but lapses in annual appropriations have an impact on agency efficiency. Some disaster-related functions have been subject to emergency furlough in the past.⁶² Such furloughs may indirectly affect the ability of a component to carry out its mission. For example, in the event of a shutdown and furlough, while staff directly engaged in activities to prevent loss of life or property are not subject to furlough, other staff are not available to review grant requests or approve the release of appropriated funds for non-emergency disaster recovery grants from the DRF.

DRF Funding History: FY1964-FY2019

The following figures show appropriations for the DRF from FY1964 through FY2019.

⁶⁰ P.L. 97-92; 95 Stat. 1187.

⁶¹ P.L. 115-56, Division D, §129; P.L. 115-245, Division C, §124; and P.L. 116-59, §133.

⁶² For details, see CRS Report R43252, *FY2014 Appropriations Lapse and the Department of Homeland Security: Impact and Legislation*, by William L. Painter.

Each fiscal year shows a gross total of annual appropriations and discretionary appropriations (represented by a two-part bar) and a net total (represented by a black mark on each bar), which takes into account rescissions and transfers from the DRF. An inset graphic provides the scale to include funding levels for several outlier years,⁶³ while showing the detail of appropriations for the more typical years. The first figure shows data in nominal dollars, and the second shows constant FY2019 dollars.

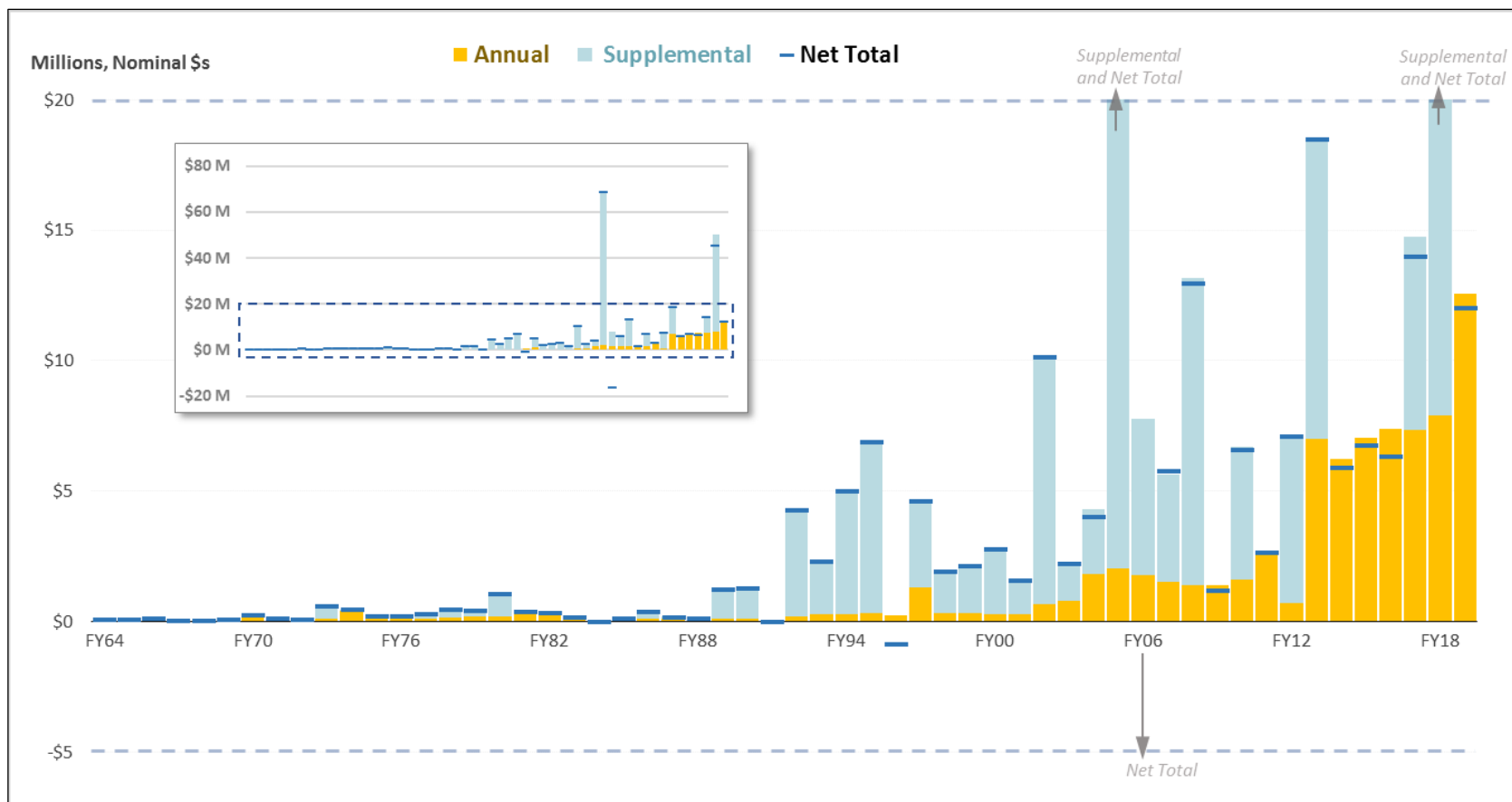
The figures show an increase in appropriations for the DRF starting in the 1990s, largely due to increases in supplemental appropriations. Annual appropriations rose significantly in the early 2000s and again starting in FY2013. Even with the surge in appropriations for the 2017 catastrophic series of disasters, which included Hurricane Harvey, Hurricane Maria, and the California wildfires, FY2005 remains the single highest year for appropriations for the DRF, when a series of hurricanes, including Katrina, Rita, and Wilma hit the southeastern United States.⁶⁴

A table showing the underlying data for each figure appears in the **Appendix**.

⁶³ FY2005, FY2006, and FY2017.

⁶⁴ The following year, a significant amount of what had been provided was rescinded and re-appropriated to other agencies to provide disaster assistance and repair storm and flood damage.

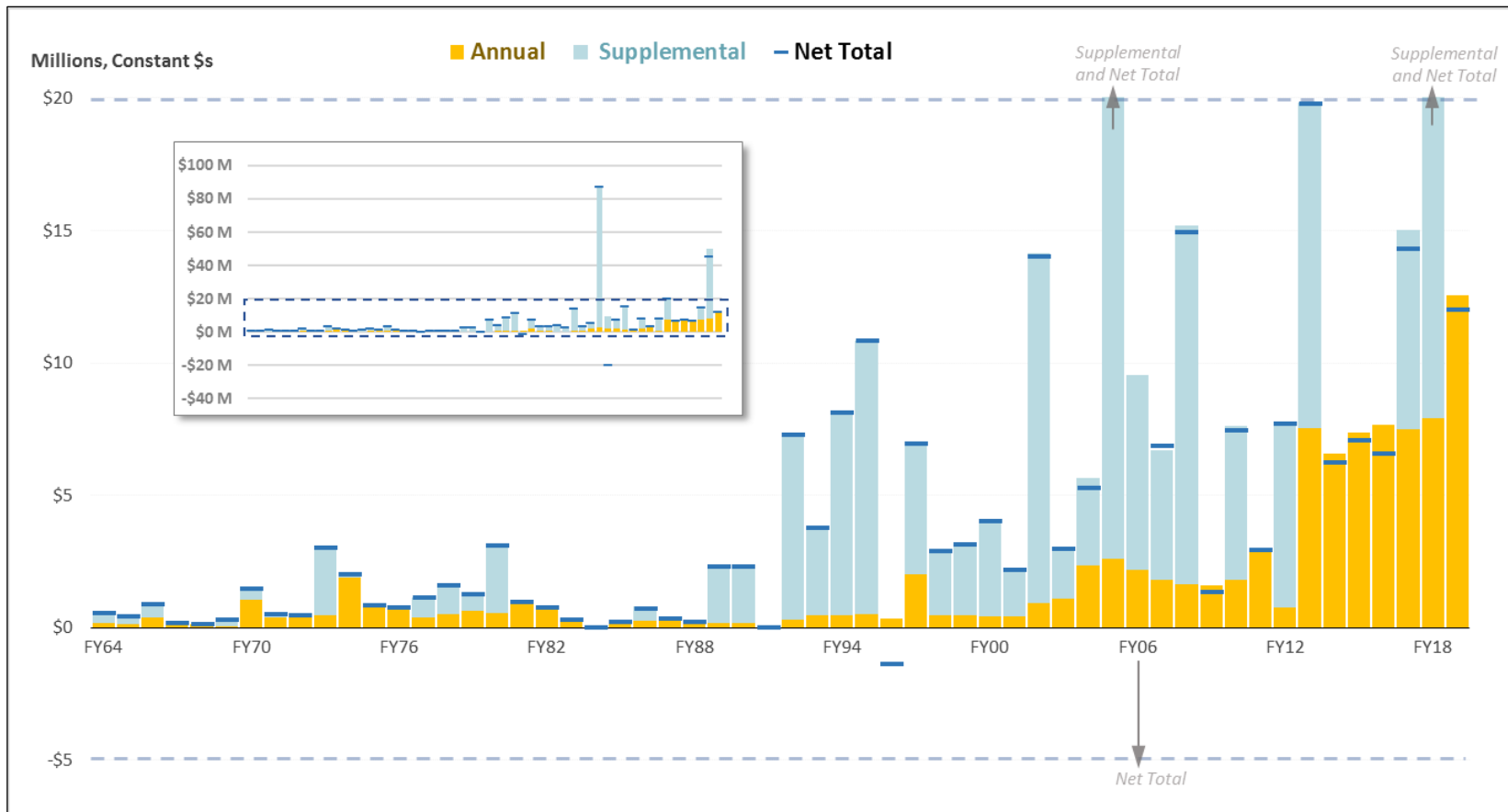
Figure 1. Nominal Dollar Disaster Relief Appropriations, FY1964-FY2019



Source: CRS analysis of appropriations laws.

Notes: Totals for FY2005, FY2006, and FY2017, referenced by the arrows, are beyond the scale of the main graph and are shown on the inset. FY2013 numbers do not reflect the impact of sequestration. Supplemental data include contingent appropriations and all appropriations under the heading of “Disaster Relief” or “Disaster Relief Fund” including the language “for an additional amount.” Reductions reflected in the Net Total data include transfers and rescissions specifically enumerated in appropriations acts. For information on trends in the declarations that helped drive the demand for these appropriations, see CRS Report R42702, *Stafford Act Declarations 1953-2016: Trends, Analyses, and Implications for Congress*.

Figure 2. FY2019 Dollar Disaster Relief Appropriations, FY1964-FY2019



Source: CRS analysis of appropriations laws.

Notes: Totals for FY2005, FY2006, and FY2017, referenced by the arrows, are beyond the scale of the main graph and are shown on the inset. FY2013 numbers do not reflect the impact of sequestration. Supplemental data include contingent appropriations and all appropriations under the heading of “Disaster Relief” or “Disaster Relief Fund” including the language “for an additional amount.” Reductions reflected in the Net Total data include transfers and rescissions specifically enumerated in appropriations acts. For information on trends in the declarations that helped drive the demand for these appropriations, see CRS Report R42702, *Stafford Act Declarations 1953-2016: Trends, Analyses, and Implications for Congress*.

Factors in Changing Appropriations Levels

FEMA's budget justifications have noted for years, in one form or another, that "[t]he primary cost driver associated with Major Disasters is disaster activity."⁶⁵ Although year-to-year disaster relief appropriations are largely driven by disaster activity and ongoing recovery needs, when analyzing historical data over an extended time frame, other factors such as programmatic changes in general disaster relief and certain changes in the budget process may also warrant consideration.

Incident Frequency and Severity

The two largest factors affecting year-to-year disaster relief appropriations are disaster activity, which varies in frequency and severity, and the ongoing recovery costs from previous disasters. Federal involvement in disaster response and recovery occurs when lower levels of government find their capabilities are overwhelmed and turn to the federal government for help. Reduced (or increased) numbers of calls for relief mean reduced (or increased) need for disaster relief appropriations.

The incidents that lead to expenditures from the DRF vary in scale. Equally powerful storms may strike a community a glancing blow or a direct hit. An earthquake may hit a rural area, or a major city with complex infrastructure. Stricken communities, states, territories, and tribes have varying levels of preparedness for particular types of disaster. Spending to help large, complex communities rebuild disaster-damaged facilities and infrastructure and mitigate against future disasters is a significant multiyear cost largely paid for from the Disaster Relief Fund.

Some observers have noted that as the U.S. population grows and develops property in disaster-prone areas, and as patterns of severe weather shift, the costs of disasters are likely to continue to rise.⁶⁶ According to the National Centers for Environmental Information of the National Oceanic and Atmospheric Administration, from 1980 through October 2019, the United States has averaged slightly more than six weather-related disaster events that each cost \$1 billion or more each year. From 1980 through 2007, more than seven billion-dollar events occurred in only one year (1998). Since 2007, only one year has seen *fewer* than seven such events, and ten or more such events have occurred each year from 2015 to 2019.⁶⁷

Using **Figure 2**, one can contrast this period of high-frequency, high-impact events of the 2010s to the relatively calm period of the 1980s. Without the driver of large disasters, DRF appropriations remained modest. Over the period from FY1981 to FY1991, abnormally low levels of disaster activity led to no supplemental appropriations for 7 of those 11 fiscal years, and no annual appropriations in either FY1984 or FY1991—the only two fiscal years for which this has occurred since FY1964. By contrast, over the last six years, the DRF has required sustained high levels of appropriations, including three of its six highest total appropriations ever by fiscal year, even adjusting for inflation, and back-to-back largest annual appropriations in FY2018 and FY2019.

⁶⁵ Department of Homeland Security, *Disaster Relief Fund, Fiscal Year 2019 Congressional Budget Justification*, Federal Emergency Management Agency, Washington, DC, February 2018, p. FEMA-DRF-30, <https://www.dhs.gov/sites/default/files/publications/Federal%20Emergency%20Management%20Agency.pdf>.

⁶⁶ For information on forecasts for hurricane-specific disaster costs, see Congressional Budget Office, *Potential Increases in Hurricane Damage in the United States: Implications for the Federal Budget*, Washington, DC, June 2016, <https://www.cbo.gov/publication/51518>.

⁶⁷ NOAA, National Centers for Environmental Information (NCEI), *U.S. Billion-Dollar Weather and Climate Disasters* (2018), <https://www.ncdc.noaa.gov/billions/>.

Further analysis of recent years shows the association between spending from the DRF and the frequency of high-cost events is closer than the association with the number of major disaster declarations. **Table 1** shows data from FEMA regarding the number of major disasters declared from FY2004 through FY2019. It also shows FEMA's accounting for the number of major disasters incurring more than \$500 million in projected costs to FEMA in terms of the federal share of Stafford Act programs, and the totals of those costs by fiscal year of the incident. The last column shows the total gross appropriations for the DRF for each fiscal year.

Table 1. Disaster Declaration Activities and Projected Costs of Catastrophic Disaster Declarations, FY2004-FY2019

Fiscal Year	Number of Major Disaster Declarations	Number of Catastrophic Disaster Declarations	Total Projected FEMA Costs of Catastrophic Disasters (\$millions, nominal)	Total Gross DRF Appropriation (\$millions, nominal)
2004	65	5	6,906	4,023
2005	45	5	47,919	68,427
2006	53	1	2,606	-16,391
2007	67	0	—	5,743
2008	68	3	8,048	12,935
2009	63	0	—	1,178
2010	79	1	573	6,573
2011	98	2	1,344	2,650
2012	46	1	706	7,076
2013	65	3	22,767	18,469
2014	48	0	—	5,897
2015	44	0	—	6,729
2016	41	2	3,407	6,329
2017	60	8	85,991	13,996
2018	54	2	2,914	45,011
2019	53	4	6,628	12,005
Total	959	37	189,809	200,650
Annual Average	59.3	2.3	11,863	12,541

Source: Email from FEMA Office of Congressional Affairs to CRS, September 24, 2019, and data from FEMA's database of disaster declarations by year, as of November 12, 2019 (<https://www.fema.gov/disasters/year>).

Notes: DRF appropriations totals reflect the impacts of rescissions and legislatively directed transfers. Due to the nature of the data presented, the information in the figure represents nominal dollars. FY2013 data does not include the impact of sequestration.

Taking the FEMA catastrophic event cost projections and the net total DRF appropriations from the two right-hand columns in **Table 1** and matching them up in **Figure 3** illuminates two key points about the DRF. First, catastrophic events are the major driver of DRF funding, rather than

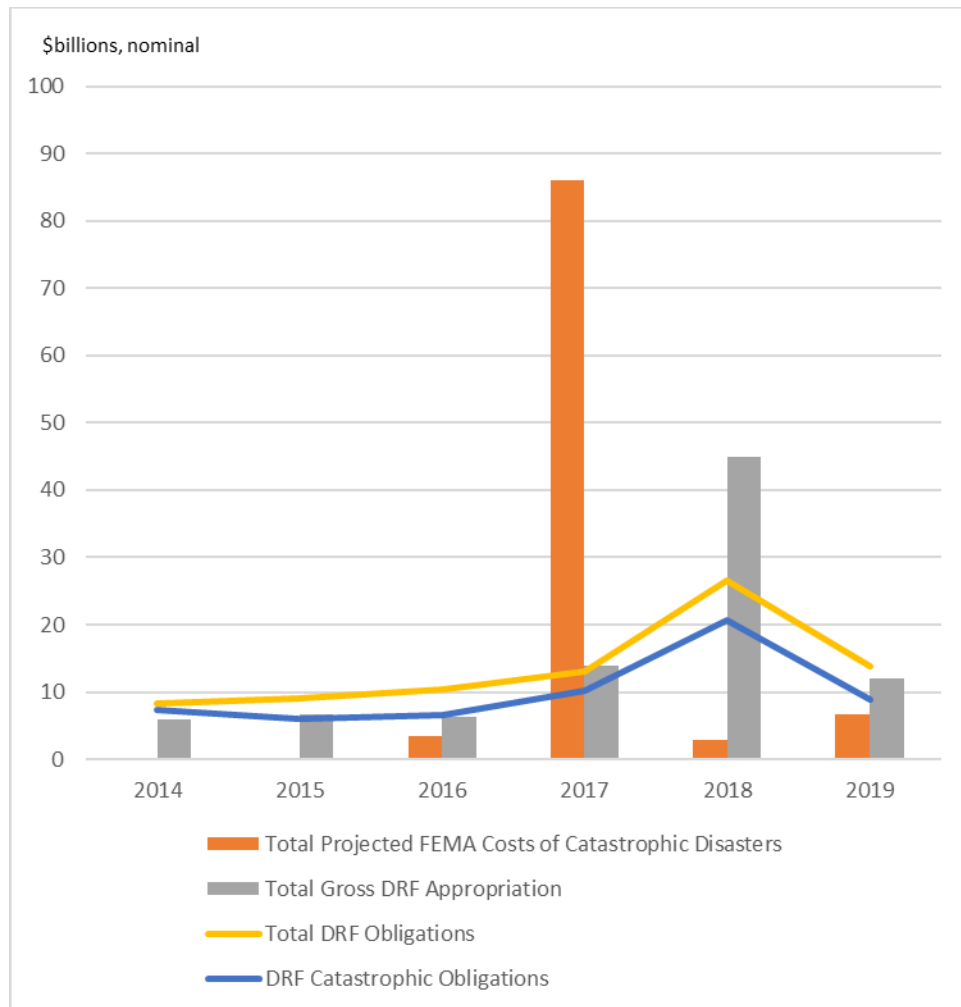
the volume of major disaster declarations. Second, while a large amount of appropriations are provided for the DRF in the immediate aftermath of catastrophic incidents, subsequent years' appropriations and obligations are also elevated to address long-term recovery costs.⁶⁸

Figure 3 focuses on FY2014 through FY2019, supplementing the above data with obligation data, shown as lines that illustrate total annual obligations for the DRF and for catastrophic disasters from the DRF.

A large appropriation for the DRF in FY2013 followed Hurricane Sandy. The obligations in excess of the appropriations in FY2014 and FY2015 show those resources being spent down, as no catastrophic incidents occurred to generate new demand. Harvey, Irma, Maria, and the 2017 California wildfires led to large projected costs of FY2017 catastrophic disasters. The spike in immediate appropriations doesn't match that projection, but instead appears the following year, as the obligations do not occur immediately.

Disaster relief appropriations continue to pay these costs for years after catastrophic incidents: in FY2020, FEMA plans to obligate \$12.3 billion in DRF funding for ongoing recovery from past catastrophic disasters, including over \$6.2 billion for the four 2017 events mentioned above, \$513 million for Hurricane Sandy (2012) and \$200 million for costs from hurricanes Katrina, Rita, and Wilma (2005).

⁶⁸ FEMA's projected cost data cannot be consistently deflated to a constant dollar value.

Figure 3. Catastrophic Disasters, DRF Appropriations and Obligations, FY2014-FY2019

Source: CRS analysis of FEMA data reflected in **Table I** and monthly DRF reports.

Notes: DRF appropriations totals reflect the impacts of rescissions and legislatively directed transfers. Due to the nature of the data presented, the information in the figure represents nominal dollars. Catastrophic obligations are net of deobligations.

Programmatic Changes in Disaster Relief

Over the long term, alterations to the scope of federal disaster relief programs affect the type and level of federal spending when disasters occur. The Disaster Relief Act of 1950 authorized funding to repair local public facilities at the President’s discretion. As the brief history above relates, the federal program for general disaster relief has evolved into a much broader program, of which local public facilities is only one facet.

This evolution has occurred gradually. Some of this evolution was the result of incorporating assistance offered in response to specific disasters in the 1960s and 1970s into the general relief programs under the Stafford Act. Another facet of this evolution was the broadening of the federal role in helping respond to smaller-scale incidents, including proactive declarations prior to potential disasters to reduce their impact. In addition, disaster relief programs funded through the DRF now include disaster mitigation programs that are not limited to mitigating the disaster that

triggered them, but are also intended to reduce the impact (and by extension, the cost) of disasters over the long term.

The impacts of programmatic expansions are reflected in **Figure 2**, with the trend of increased general disaster relief appropriations on a small scale associated with expansions under the Disaster Relief Act of 1969 and the Disaster Relief Act of 1970, and on a larger scale with the expansion of programs under the Disaster Relief and Emergency Assistance Amendments of 1988. While the decrease in disaster activities in the 1980s reduced the annual demand for disaster relief appropriations, once the number of declared disasters rose again, and emergencies and mitigation also drew on DRF resources, demand for those resources grew rapidly.

Programmatic broadening in general disaster relief has continued in the 21st century. For a more detailed discussion of all these changes to authorized programs, see “1966-1974: The Disaster Relief Act of 1966—General Relief Broadens” and “1974-Present: The Era of Federally Coordinated Emergency Management.”

Changes in the Budget Process

Changes in congressional budget processes have at times been discussed as a means of limiting the budgetary impact of disaster relief spending. However, the budget controls that have been approved and implemented have more often been provided with provisions to ensure disaster relief budget authority remains available if needed.

Prior to 1985, Congress provided appropriations to fund the federal government without specific statutory limitations on overall spending. The 1985 Balanced Budget and Emergency Deficit Control Act put limits on deficit spending in place. The Budget Enforcement Act of 1990 placed express limits on discretionary spending for the first time.

The 1990 act also provided an exception to those limits, allowing Congress, together with the President, to declare certain spending to be an emergency requirement, and therefore not subject to those limits. This was used to provide additional appropriations for disaster relief. Although the original set of discretionary limits expired, the emergency spending designation has continued as part of the appropriations process.

In 2011, the Budget Control Act (P.L. 112-25) not only reestablished statutory spending limits, but also provided a special designation for the costs of major disasters, in addition to the emergency designation. The amount of funding that can be designated as disaster relief—defined as spending pursuant to a major disaster declaration—is limited by a formula based on past spending on disaster relief. It is not a restriction on how much can be spent on disasters, however—funding in excess of the allowable adjustment for disaster relief is still eligible for an emergency designation. This formula was adjusted by the Bipartisan Budget Act of 2018 to account for emergency-designated spending on disasters. The special designation for disaster spending will expire along with the discretionary spending limits in 2021.

The impact of these changes in the budget process on disaster relief appropriations appears to be limited to the structure of the total appropriations, rather than the amount. The Congressional Budget Office (CBO) noted that in the 1970s, “about 5%” of supplemental funding was for disasters.⁶⁹ In a report reviewing supplemental appropriations enacted during the 1980s, CBO indicated that number fell to less than 1%.⁷⁰ This can be attributed to the drop in disaster activity

⁶⁹ Congressional Budget Office, *Supplemental Appropriations in the 1970s*, Staff Working Paper, Washington, DC, July 1981, p. xiv, <https://www.cbo.gov/publication/15398>.

⁷⁰ Congressional Budget Office, *Supplemental Appropriations in the 1980s*, Washington, DC, February 1, 1990, pp. 29, 32, <https://www.cbo.gov/publication/17127>.

discussed above. In a similar report on the 1990s, CBO observed an increase in the use of supplemental appropriations to provide disaster relief, noting the following:

[I]n the 1990s, Presidents Bush and Clinton tended to request—and the Congress tended to provide in regular appropriations—less than what would eventually be spent in those disaster-related accounts. (Some observers say the underfunding was an effort to keep total appropriations under the [budget enforcement] caps.) When a disaster or emergency arose, the Congress enacted supplemental appropriations during the fiscal year, usually at the request of the President. That supplemental funding was designated emergency spending and was therefore not counted under the discretionary spending caps.⁷¹

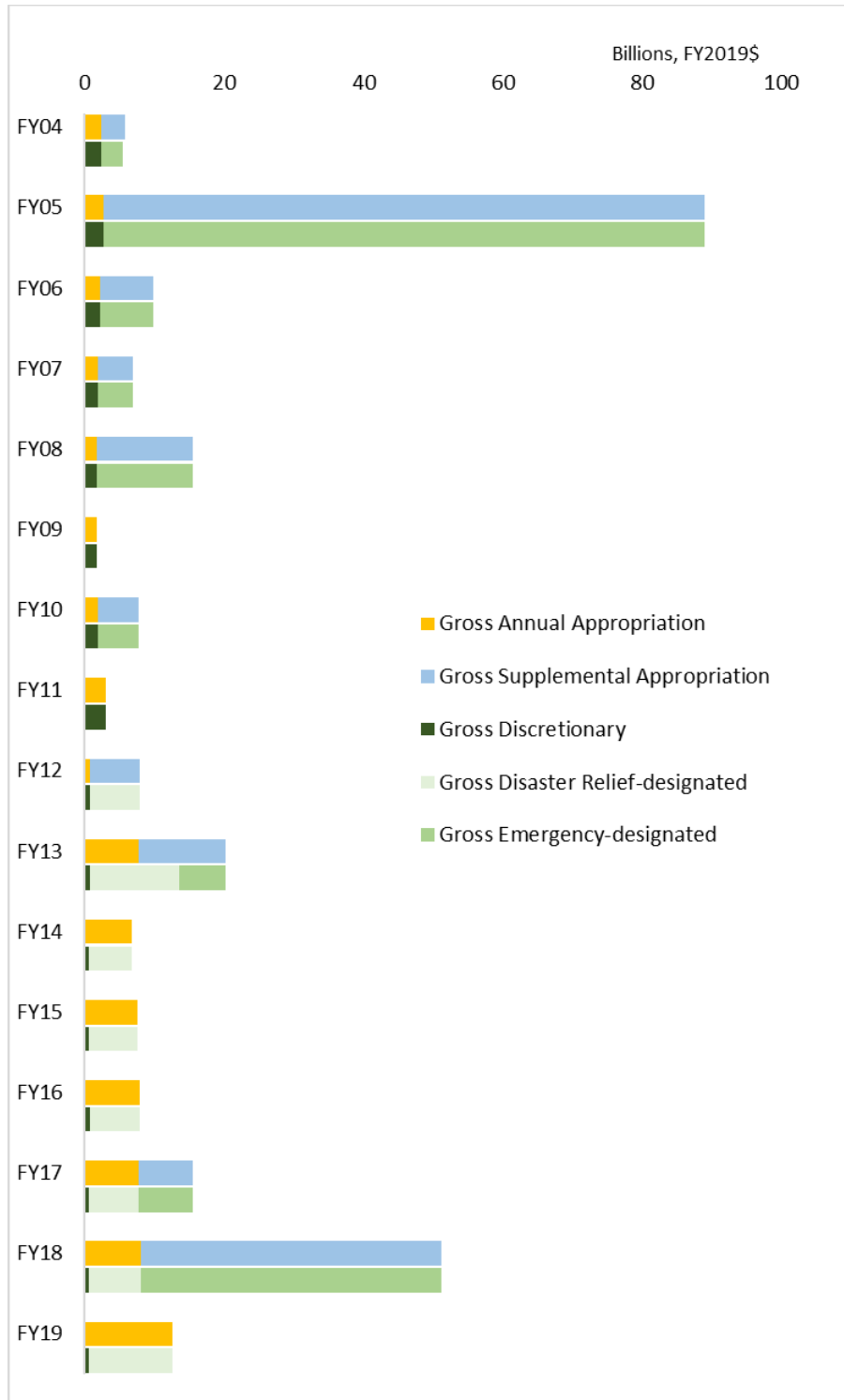
Figure 1 and **Figure 2** do not show a distinct impact of budget controls on the overall level of disaster spending. However, they do show an increase in the amount of funding provided in annual appropriations versus supplemental appropriations starting in FY2012. The addition of the disaster relief designation under the Budget Control Act enabled higher funding levels for disasters in the annual appropriations bills, as disaster relief-designated appropriations did not compete with other appropriations for limited discretionary resources, either within the allocations provided to the subcommittee funding FEMA, or within the overall discretionary spending limit. In the early years of the disaster relief designation, this increased annual funding also reduced the frequency and urgency of supplemental appropriations for the DRF.

However, Congress has provided emergency-designated relief for catastrophic disasters in supplemental appropriations, whether statutory budget controls were in place or not.

Figure 4 shows funding for the DRF from FY2004 through FY2019, showing, for each fiscal year, the breakdown between annual and supplemental appropriations, then the breakdown of funding provided within budget limitations (discretionary spending) and beyond budget limitations (disaster relief and emergency designated spending). It shows the pre-BCA usage of the emergency designation to cover supplemental appropriations for the DRF, and the usage of the disaster relief designation to cover increased DRF annual appropriations, beginning in FY2013.

⁷¹ Congressional Budget Office, *Supplemental Appropriations in the 1990s*, Washington, DC, March 2001, p. 13, <https://www.cbo.gov/publication/12999>.

Figure 4. DRF Annual and Supplemental Appropriations Within and Beyond Discretionary Spending Limits, FY2004-FY2019



Source: CRS analysis of DRF appropriations database.

Notes: Does not show the impact of transfers or rescissions. FY2013 data does not include the impact of sequestration.

Budgeting Practices for Disaster Relief

Management of Disaster Relief Funds

The responsibility for managing DRF appropriations has shifted among agencies as the general disaster relief function grew. In March 1951, President Truman initially delegated the authority for directing federal agencies in a disaster to the Housing and Home Finance Administrator at the Department of Housing and Urban Development (HUD);⁷² then in January 1953 the responsibility was shifted to the Federal Civil Defense Administration in the Department of Defense (DOD).⁷³ In 1961, the authority was moved within the department to the Office of Civil Defense Mobilization, which had its name changed in 1961 to the Office of Emergency Planning, and changed again in 1968 to the Office of Emergency Preparedness.⁷⁴ It remained with that office until its abolishment in 1973, when disaster relief powers were transferred from DOD back to HUD, where those powers were exercised by the Federal Disaster Assistance Administration (FDAA).⁷⁵

Although management responsibilities were vested in various parts of the federal bureaucracy, appropriations for general disaster relief were provided directly to the Executive Office of the President from FY1948 through FY1973. For FY1974, funds were still described as “Funds Appropriated to the President,” but they were provided within HUD’s appropriations.⁷⁶

1978: The Creation of the Federal Emergency Management Agency

In 1978, responding to support for a more cohesive emergency management structure at the federal level, President Jimmy Carter issued Reorganization Plan #3, which created the Federal Emergency Management Agency (FEMA). At the time, disaster relief functions were vested in three agencies: the FDAA (at HUD, managing general federal disaster relief), the Federal Preparedness Agency (FPA—part of the General Services Administration); and the Defense Civil Preparedness Agency (DCPA—part of the Department of Defense). This was the first time that emergency management functions at the national level were expressly centralized into a single federal agency. FEMA had a three-part role:

- Mobilizing federal resources,
- Coordinating federal efforts with state and local governments, and
- Managing the efforts of the public and private sectors in disaster responses.

FY1980 was the first year appropriations for “Disaster Relief” were provided to FEMA.

Calculation of the Annual Appropriations Request

A review of selected FEMA budget justifications shows how the executive branch has discussed its decision concerning how much to request for disaster relief.

⁷² Harry S. Truman, Executive Order 10221, “Providing for the Administration of Disaster Relief,” March 2, 1951.

⁷³ Harry S. Truman, Executive Order 10427, “Administration of Disaster Relief,” January 16, 1953.

⁷⁴ CRS Report 78-102, “Emergency Preparedness and Disaster Assistance: Federal Organization and Programs,” by Clark F. Norton, April 18, 1978, p. CRS-37.

⁷⁵ Norton, p. CRS-38.

⁷⁶ After FY1986, the “Funds Appropriated to the President” heading fell out of use.

“Past Experience” and Various Averages

In the early 1980s (1983-1985), FEMA provided justifications for the Disaster Relief appropriation that included management and coordination, individual assistance, and public assistance activities. These activities were also supported under the Emergency Management Planning and Assistance appropriation and the Salaries and Expenses appropriation for FEMA. These justifications noted that actual disaster relief requirements were based on unpredictable external factors. The FY1984 justification noted, “The budget requests mentioned are based on average projection of disaster occurrence. Any significant change from the projected totals, through either more or larger size incidents, could generate an increased request.”⁷⁷

However, despite that uncertainty, a request for a specific budget number leads to questions about the basis for that particular number. In the FY1986 process, FEMA explicitly noted it was projecting its anticipated need “on the basis of past experience with disasters.”⁷⁸ Between September 1984, when FEMA submitted its budget request to the Office of Management and Budget for review, and February 1985, when the budget justification was provided to Congress, additional “experience” was apparently accumulated that reduced the projected demand for disaster relief from \$350 million to \$275 million.⁷⁹

By the FY1989 appropriations cycle, the language justifying the request had evolved into “an assessment of historical averages,” and included specific data on the average annual disaster relief obligations for a seven-year period,⁸⁰ as well as the disaster relief obligations for the most recently concluded fiscal year. The budget justification then included a request, noting the request and the projected obligation data that justified it included \$30 million in savings through unspecified “legislative and administrative reforms.”⁸¹

As has been noted before, by the late 1980s and into the 1990s, concerns about deficit spending led to the discussion of budget controls, and ultimately their implementation.

The FY1992 request highlighted the difficulty in simply using averages of past obligations. According to the justification, the average annual obligation from 1981 to 1989 of \$270 million was exceeded by the FY1990 obligation of over \$2 billion for costs related to Hurricane Hugo⁸² and the Loma Prieta earthquake.⁸³

⁷⁷ Federal Emergency Management Agency, *Justification of Estimates, Fiscal Year 1984* (submitted to Congress), January 1983, p. DR-7.

⁷⁸ Federal Emergency Management Agency, *Justification of Estimates, Fiscal Year 1986* (submitted to Office of Management and Budget), September 1984, p. DR-2; and Federal Emergency Management Agency, *Justification of Estimates, Fiscal Year 1986* (submitted to Congress), February 1985, p. DR-2.

⁷⁹ Ibid.

⁸⁰ The data for this average went back to 1981, when cost-sharing measures were first applied to the public assistance program. Adoption of those measures would have affected the baseline level of spending from the DRF.

⁸¹ Federal Emergency Management Agency, *Justification of Estimates, Fiscal Year 1989* (submitted to Congress), Washington, DC, February 1988, p. DR-2.

⁸² Hurricane Hugo occurred late in FY1989 (making landfall on September 22), so most of its disaster relief costs were reflected in FY1990.

⁸³ Federal Emergency Management Agency, *Justification of Estimates, Fiscal Year 1992* (submitted to Congress), Washington, DC, February 1991, p. DR-2.

The FY1994 request included a great deal of information on prior-year activities, discussing these elements in the context of average levels of obligations, and noting the impact of larger disasters in prior years, but did little to specifically justify the request level of \$292 million.⁸⁴

Five-Year Averages (With Exceptions)

For FY1995, the budget discussion evolved, as FEMA justified the request on the basis of the first five years of activities under the Stafford Act, and the series of major disasters that had struck.⁸⁵ The use of the five-year average continued through the 1990s and early 2000s, with disaster support costs—the costs of maintaining disaster response capabilities that are not attributable to a specific disaster—included as well. Certain very large disasters were not included in the average. For example, for FY1999, FEMA explicitly excluded the costs of the Northridge earthquake, plus disaster support costs.⁸⁶ For FY2003, not only was Northridge excluded from the average, but so were the impacts of the 9/11 terrorist attacks.

By FY2009, the justification had again evolved: “Coupled with funding from recoveries of prior year obligations and unobligated funds carried forward, the appropriation request will fund the five-year average obligation level for direct disaster activity (excluding extraordinary events, such as the terrorist attack of September 11, 2001, the 2004 hurricanes in Florida and other states, and Hurricanes Katrina, Rita, and Wilma in 2005 and 2006 and excluding disaster readiness and support functions).”⁸⁷ In FY2011, the Administration simplified the request language by referring to disasters that cost less than \$500 million as “non-catastrophic disaster activity.” That year, in addition to the request for the DRF based on the five-year average of “non-catastrophic” disaster relief obligations, the Administration made a concurrent request for \$3.6 billion for the costs of prior catastrophic storms and wildfires.

The Budget Control Act Era: Ten-Year Averages, Reserves, and Flexibility

The 2010s saw continued debate on deficit spending, coupled with a continuing desire to fund disaster relief programs. When Congress passed the Budget Control Act of 2011 (P.L. 112-25), it created statutory caps on spending as well as a special mechanism to exempt some of the costs of major disasters from those caps. (See “Changes in the Budget Process” for details.)

A \$500 million reserve fund was included in the Administration’s budget request for FY2012. This was intended to help ensure resources were available on short notice in hurricane season.⁸⁸ This rose to \$1 billion in FY2015. For FY2019, the reserve request increased to \$2 billion “due to

⁸⁴ Federal Emergency Management Agency, *Justification of Estimates, Fiscal Year 1994* (submitted to Congress), Washington, DC, March 1993, p. DR-3.

⁸⁵ Federal Emergency Management Agency, *Justification of Estimates, Fiscal Year 1995* (submitted to Congress), Washington, DC, February 1994, pp. DR-2, DR-3. It also made special note that the budget justification had been developed prior to the January 17, 1994 earthquake in Northridge, California, and that a supplemental appropriation request of \$4.7 billion had already been sent to Congress.

⁸⁶ Federal Emergency Management Agency, *Justification of Estimates, Fiscal Year 1999* (submitted to Congress), Washington, DC, February 1998, pp. DR-8, DR-13, DR-23.

⁸⁷ Department of Homeland Security, *Disaster Relief Fund, Fiscal Year 2009 Congressional Budget Justification*, Federal Emergency Management Agency, Washington, DC, 2008, pp. FEMA (DRF) 1, https://www.dhs.gov/sites/default/files/publications/budget_fy2009.pdf.

⁸⁸ Department of Homeland Security, *Disaster Relief Fund, Fiscal Year 2012 Congressional Budget Justification*, Federal Emergency Management Agency, Washington, DC, 2011, pp. DRF-5, DRF-6, <https://www.dhs.gov/sites/default/files/publications/dhs-congressional-budget-justification-fy2012.pdf>.

the uncertainty around the availability of additional supplemental funding to continue addressing the 2017 hurricanes.”⁸⁹

In FY2013, FEMA shifted from using a 5-year average to using a 10-year average of non-catastrophic obligations, plus the estimated requirements for past catastrophic disasters, plus the reserve, as the basis for their overall DRF request.⁹⁰

When the DRF Runs Low

At times, the balance in the DRF has dropped to a point that raised concerns about the availability of adequate resources in the DRF to fund Stafford Act programs in the face of disasters. When this occurs, FEMA implements “Immediate Needs Funding” (INF) restrictions, which allow FEMA to prioritize, to an extent, obligation of funds for short-term requirements from the DRF.

These INF restrictions do not affect individual assistance, or public assistance programs that reimburse emergency response work and protective measures carried out by state and local authorities—it temporarily puts on hold funding for long-term recovery projects and hazard mitigation projects that FEMA does not have in its system.⁹¹

The most recent example of INF restrictions as of this report was in August 2017, when Hurricane Harvey hit Texas, and Hurricane Irma was anticipated to strike U.S. interests. FEMA initiated immediate needs funding on August 28, 2017, as the unobligated balance in the DRF fell below \$2.8 billion in the middle of responses to multiple major disasters.⁹² FEMA lifted the restriction on October 2, 2017, when the DRF was replenished by a \$7.4 billion supplemental enacted on September 8, 2017 (P.L. 115-56, Division B), and by the release of additional budget authority pursuant to a continuing resolution (P.L. 115-56, Division D, §129).⁹³

Prior to that implementation, INF restrictions were put into place in each year from FY2003 through FY2006, as well as FY2010.

Emergency Contingency Funding and Reserve Funds

At times, the Administration and Congress have examined methods of speeding up or broadening the availability of funds to address emergencies and disasters by changing how they were appropriated. Examples of this include the use of contingent appropriations and the proposal to establish a reserve fund for disaster relief.

Contingent Appropriations

In some of its first exercises of the emergency designation, Congress chose to provide a portion of the appropriation for the DRF as emergency-designated budget authority contingent on the Administration specifically requesting the additional funds and designating them as an emergency requirement. An example of this structure can be found in P.L. 103-75, a supplemental appropriations bill for FY1993:

For an additional amount for “Disaster relief”, \$1,735,000,000, and in addition, \$265,000,000, which shall be available only to the extent an official budget request for a

⁸⁹ Department of Homeland Security, *Disaster Relief Fund, Fiscal Year 2019 Congressional Budget Justification*, Federal Emergency Management Agency, Washington, DC, February 2018, p. FEMA-DRF-3, <https://www.dhs.gov/sites/default/files/publications/Federal%20Emergency%20Management%20Agency.pdf>.

⁹⁰ Department of Homeland Security, *Disaster Relief Fund, Fiscal Year 2013 Congressional Budget Justification*, Federal Emergency Management Agency, Washington, DC, 2012, pp. DRF-5, DRF-6, <https://www.dhs.gov/sites/default/files/publications/dhs-congressional-budget-justification-fy2013.pdf>.

⁹¹ <https://www.fema.gov/blog/2011-08-29/setting-record-straight-about-femas-disaster-fund>.

⁹² Email to CRS from FEMA Legislative Affairs, August 29, 2017.

⁹³ Federal Emergency Management Agency, “FEMA Congressional Advisory: Immediate Needs Funding (INF) Update,” press release, October 2, 2017.

specific dollar amount, that includes designation of the entire amount of the request as an emergency requirement as defined in the Balanced Budget and Emergency Deficit Control Act of 1985, as amended, is transmitted by the President to Congress, to remain available until September 30, 1997, for the Midwest floods and other disasters: *Provided*, That the entire amount is designated by Congress as an emergency requirement pursuant to section 251(b)(2)(D)(i) of the Balanced Budget and Emergency Deficit Control Act of 1985, as amended, and title I, chapter II, of Public Law 102-229.⁹⁴

The FY2002 annual disaster relief appropriation was the last annual appropriation that included this type of contingent appropriation.

Reserve Funds

While appropriations requests for the DRF for many years included a special appropriated reserve within the DRF for unanticipated catastrophic disasters, the concept of a budgetary reserve fund outside the DRF has also been proposed in the past, which would enable appropriations for broader non-Stafford disaster relief initiatives.

In FY2002, alongside a request for the DRF that included disaster support costs and funding for prior-year disasters, the Administration proposed the creation of a \$5.6 billion National Emergency Reserve allowance to support the costs of “significant new disasters.” The DRF, the Small Business Administration (SBA) Disaster Loan Program, and wildfire programs at the Department of Agriculture and Department of the Interior would have been the primary recipients of this funding.⁹⁵ The annual reserve would have been established in the budget resolution, and based on the average annual spending on “extraordinarily large events.” It would have been allocated to the appropriations subcommittees to fund presidential requests for emergency requirements if two criteria were met: “the events were sudden, urgent, unforeseen, and not permanent; and adequate funding for a normal year has been provided for the applicable program by the Appropriations Committees.” Unused reserve amounts could be rolled over into the next year.⁹⁶ The proposal was not adopted.

Rescissions and the DRF

Rescissions are cancellations of previously appropriated budget authority. They are made at times to redirect unobligated balances to other purposes through further appropriation, or to offset a portion of the cost of the legislation that carried them. From the establishment of the DRF in FY1948 through FY2003, rescissions were made three times from the DRF.⁹⁷ From FY2004 through the present day, rescissions have been made nine times.

Five of the nine occurred before the enactment of the BCA:

- In FY2004, \$225 million of an earlier \$500 million supplemental appropriation to the DRF was rescinded as an offset for federal funding for certain wildfire costs in California.⁹⁸

⁹⁴ 107 Stat. 750.

⁹⁵ Federal Emergency Management Agency, *Justification of Estimates, Fiscal Year 2002* (submitted to Congress), Washington, DC, 2001, pp. DR-6, DR-7.

⁹⁶ Office of Management and Budget, *Analytical Perspectives, Budget Enforcement Act Preview Report, FY2002*, Executive Office of the President, Washington, DC, 2001, p. 243.

⁹⁷ P.L. 97-12; P.L. 100-6; and P.L. 104-134.

⁹⁸ P.L. 108-199, Division H, §102.

- In FY2006, over \$23.4 billion of \$60 billion in gross appropriations for the DRF was rescinded and reappropriated to other disaster recovery programs across the government.⁹⁹
- In FY2008 and FY2009, three rescissions of DRF funding for the Hazard Mitigation Program for the state of Mississippi were made to pay for a grant for the state to purchase and deploy an interoperable communications system.¹⁰⁰

With the restructuring of the DRF appropriation under the BCA, FEMA faced a new challenge. Periodically, obligated funds that were no longer needed or eligible to be used for their original purpose would be “deobligated” and returned to the DRF for use. With the division of the DRF into the base and the costs of major disaster, deobligated funds that had been appropriated without a designation were ultimately considered to be a part of the base. Base funds have the same flexibility as the original undesignated appropriation in terms of use. They can be used for a major disaster or any other Stafford Act activity, while the disaster relief-designated portion can only be used for costs pursuant to a declaration of a major disaster.

These were not insignificant amounts—in FY2013, FEMA recovered \$910 million.¹⁰¹ Because the base spends out at a much slower rate than the disaster relief-designated portion of the DRF, a sizeable unobligated balance accrued. Both the Obama Administration and Trump Administration proposed rescinding portions of the unobligated recovered funds, including a request from the Trump Administration to rescind \$250 million in FY2020. From FY2014 through FY2017, almost \$2.5 billion was rescinded from the DRF, which offset a portion of the cost of the annual DHS appropriations bills.¹⁰²

The appropriations committees took a different approach in FY2019, specifically including language in the DHS appropriations act to use unobligated balances to fund part of the existing DRF appropriation.¹⁰³ This has the same net effect as rescinding the funds, but also makes a statement that the DRF balances are being used for Stafford Act purposes. Similar provisions are under consideration for FY2020 as of this writing.

Issues for Congress

The federal government has defined a role for itself in emergency management and disaster recovery, as a backstop for state, local, territorial, and tribal governments, with roles in providing limited relief for individuals and support for mitigation efforts. FEMA’s DRF appropriation funds a great deal of the federal effort. As the DRF appropriation is simply an amount of budget authority provided to support a role in disasters that is defined through separately crafted laws and policies, many of the issues related to the DRF are less about the appropriation than they are about that separately defined federal role.

⁹⁹ P.L. 109-148, Division B.

¹⁰⁰ P.L. 101-161, §573; P.L. 110-329, Div. B, §10501; P.L. 111-32, §603.

¹⁰¹ Federal Emergency Management Agency, *Disaster Relief Fund: Monthly Report*, October 21, 2013, p. 4, https://www.fema.gov/media-library-data/1382473085534-116f432263fc32ab01b91b1bbfea8852/FY13_September_Monthly_DRF_508.pdf.

¹⁰² This accumulation of base funds was a temporary issue, as pre-FY2011 budget authority was used up, and most obligations are now made from disaster relief-designated funding. FEMA’s last monthly report for FY2019 indicated they had recovered almost \$2.6 billion over the course of the fiscal year (reflecting the elevated level of funding flowing from the DRF in recent years), but \$2.3 billion of that went to the major disasters designation, and less than \$300 million to the base.

¹⁰³ P.L. 116-6, Division A.

Should the purpose of the DRF be rescoped?

Despite the magnitude of funding provided through the DRF for a range of activities and programs, other appropriations support disaster-related activities in other departments and agencies. As noted earlier, HUD, USDA, DOT, DOD, and SBA all fund various disaster relief and recovery programs.

At various times in the past, efforts have been made to fund activities through the DRF that are not part of the current portfolio of Stafford Act programs. The Stafford Act already encompasses a wide range of emergency management, disaster relief, and disaster response activities. Making non-Stafford programs eligible for DRF funding is something Congress could choose to do, but it would not provide any obvious policy or budgetary advantage. Existing non-Stafford programs have their own funding streams, management, and oversight. Providing their resources through a new appropriation could complicate their funding stream and congressional oversight. While making the programs eligible for funding from the DRF could make additional budget authority available, it would be more transparent and direct for Congress to simply fund the program through its existing appropriation.

There is no special budgetary treatment for appropriations for the DRF—only for appropriations which are designated for the costs of major disasters under the BCA. Shifting discretionary spending out of one appropriations subcommittee’s jurisdiction into another provides no overall budgetary benefit—the total amount of spending remains the same. Subcommittee allocations are set and reset every year (sometimes multiple times each year) at the discretion of the House and Senate appropriations committees, so such a move could well result in no net impact on available resources.

The concept of a broader funding stream providing discretionary resources for DRF, SBA, and USDA disaster relief programs has also been considered before. Such an idea, floated by a previous Administration but rejected by Congress, might have made more resources available in the immediate aftermath of a disaster, but it is not clear that reorganizing funding would make the programs subject to more thorough oversight or make them more effective. It could limit the ability of Congress to provide specific oversight or direction through appropriations to the separate programs.

Congress could also break up the DRF into appropriations for the individual Stafford Act programs or groups of programs. This might allow for additional specific congressional oversight and direction, but it could reduce the flexibility that exists within the DRF to shift its resources to meet unanticipated disaster needs by segmenting the available resources.

How much is enough to have on hand?

Appropriations are frequently provided on the basis of what can be spent on a project in a given fiscal year. This thinking informs part of the funding request, as it includes a basis of spending on open disasters, where recovery is ongoing. A 10-year average informs the portion of the DRF budget request that pays for response and recovery from disasters that cost less than \$500 million. Previous and current Administrations have sought additional reserve funds over and above those projected needs to pay for potential “no notice” events. On the other hand, as was noted above, from FY2014 to FY2017, almost \$2.5 billion in funding was rescinded from unobligated balances in the DRF, and in FY2019, unobligated balances were used to offset appropriations for the DRF. In the present constrained budget environment, Congress continues to weigh the proper level of reserves for FEMA to keep on hand in the DRF.

What accommodations should be made in the federal budget for disaster relief?

While disaster relief is a relatively small part of the discretionary budget, and an even smaller part of the overall federal budget, disaster relief spending is anticipated to continue growing in the coming years. In modern history, Congress has been generally willing to provide resources for major disasters on an as-needed basis. However, discussions of deficit and debt continue in Congress, and may increase in frequency and volume as the Budget Control Act nears expiration in FY2021. The central question is this: Does disaster relief represent enough of a priority for the federal government to maintain the status quo notwithstanding potential increasing costs?

When budget controls were put in place in the 1980s, 1990s, and 2010s, exceptions were provided to help ensure relief and recovery efforts would continue to be funded. With the expiration of the Budget Control Act statutory caps on discretionary spending, one limitation on disaster relief spending—albeit one with a limited practical effect, as noted above—will go away. The allowable adjustment for disaster relief will expire as well, which may have more of an impact, as Congress has used it to move disaster relief spending more fully into the annual appropriations process. The adjustment has effectively allowed most of the annual DRF appropriation to be provided without competing against other homeland security priorities for the discretionary funding provided under the Homeland Security appropriations subcommittee’s allocation. Congress may consider whether they want that process to continue.

Congress may also debate whether to try to limit disaster relief spending. The most direct means of doing this would not be to change the DRF appropriation, but by changing the underlying laws that authorize the programs it funds. Implementing relief limits or deductibles for states or smaller jurisdictions, larger nonfederal cost shares, or changes in the declaration process may prove unpopular, and having to vote for them once in more durable authorizing legislation may be more practical than doing so annually in appropriations legislation, which expires.

Appendix. General Disaster Relief Appropriations, FY1964-FY2019

Table A-1. Nominal Dollar Disaster Relief Appropriations, FY1964-FY2019

Thousands of dollars of budget authority

Fiscal Year	Annual Appropriations	Supplemental (includes contingency appropriations)	Fiscal Year Total	Net Fiscal Year Total
1964	20,000	50,000	70,000	70,000
1965	20,000	35,000	55,000	55,000
1966	55,000	65,000	120,000	120,000
1967	15,000	9,550	24,550	24,550
1968	20,000	—	20,000	20,000
1969	10,000	35,000	45,000	45,000
1970	170,000	75,000	245,000	245,000
1971	65,000	25,000	90,000	90,000
1972	85,000	—	85,000	85,000
1973	92,500	500,000	592,500	592,500
1974	400,000	32,600	432,600	432,600
1975	200,000	—	200,000	200,000
1976	187,500	—	187,500	187,500
1977	100,000	200,000	300,000	300,000
1978	150,000	300,000	450,000	450,000
1979	200,000	194,000	394,000	394,000
1980	193,600	870,000	1,063,600	1,063,600
1981	375,570	—	375,570	367,570
1982	301,694	—	301,694	301,694
1983	130,000	—	130,000	130,000
1984	—	—	—	—
1985	100,000	—	100,000	100,000
1986	120,000	250,000	370,000	350,000
1987	120,000	57,475	177,475	170,000
1988	120,000	—	120,000	115,000
1989	100,000	1,108,000	1,208,000	1,208,000
1990	98,450	1,150,000	1,248,450	1,248,450
1991	—	—	—	—
1992	185,000	4,136,000	4,321,000	4,269,209
1993	292,095	2,000,000	2,292,095	2,292,000

Fiscal Year	Annual Appropriations	Supplemental (includes contingency appropriations)	Fiscal Year Total	Net Fiscal Year Total
1994	292,000	4,709,000	5,001,000	5,001,000
1995	320,000	6,550,000	6,870,000	6,870,000
1996	222,000	—	222,000	(882,000)
1997	1,320,000	3,300,000	4,620,000	4,600,000
1998	320,000	1,600,000	1,920,000	1,920,000
1999	307,745	1,806,000	2,113,745	2,113,745
2000	300,000	2,480,425	2,780,425	2,777,525
2001	300,000	1,300,000	1,600,000	1,547,100
2002	664,000	9,537,571	10,201,571	10,127,094
2003	800,000	1,425,300	2,225,300	2,200,823
2004	1,800,000	2,500,000	4,300,000	4,023,000
2005	2,042,380	66,500,000	68,542,380	68,427,380
2006	1,770,000	6,000,000	7,770,000	(16,390,800) ^a
2007	1,500,000	4,110,000	5,610,000	5,742,500
2008	1,400,000	11,757,000	13,157,000	12,934,850
2009	1,400,000	—	1,400,000	1,178,400
2010	1,600,000	5,100,000	6,700,000	6,573,400
2011	2,650,000	—	2,650,000	2,650,000
2012	700,000	6,400,000	7,100,000	7,076,000
2013	7,007,926	11,487,735	18,495,661	18,468,661
2014	6,220,908	—	6,220,908	5,896,386
2015	7,033,464	—	7,033,464	6,729,464
2016	7,374,693	—	7,374,693	6,328,814
2017	7,328,515	7,400,000	14,728,515	13,996,140
2018	7,900,720	42,170,000	50,070,720	45,010,720
2019	12,558,000	—	12,558,000	12,005,000
Total	79,058,760	207,225,656	286,284,416	251,851,875

Source: CRS analysis of appropriations acts.

Notes: FY2013 numbers do not reflect the impact of sequestration. Supplemental column includes contingent appropriations and all appropriations under the heading of “Disaster Relief” or “Disaster Relief Fund” including the language “for an additional amount.” Reductions reflected in the Net Total column include transfers and rescissions specifically enumerated in appropriations acts.

- a. This negative total is the result of a \$23.4 billion rescission from the DRF, which offset the cost of other disaster assistance and damage repairs conducted by other agencies.

Table A-2. FY2019 Dollar Disaster Relief Appropriations, FY1964-FY2019

Thousands of dollars of budget authority

Fiscal Year	Annual Appropriations	Supplemental Appropriations (includes contingency appropriations)	Fiscal Year Total	Net Fiscal Year Total
1964	154,212	385,531	539,743	539,743
1965	152,101	266,177	418,279	418,279
1966	407,132	481,156	888,288	888,288
1967	108,647	69,172	177,819	177,819
1968	139,761	-	139,761	139,761
1969	65,707	229,973	295,680	295,680
1970	1,058,190	466,849	1,525,039	1,525,039
1971	378,321	145,508	523,829	523,829
1972	464,552	-	464,552	464,552
1973	483,428	2,613,123	3,096,551	3,096,551
1974	1,928,993	157,213	2,086,206	2,086,206
1975	879,035	-	879,035	879,035
1976	769,034	-	769,034	769,034
1977	382,347	764,694	1,147,041	1,147,041
1978	539,718	1,079,437	1,619,155	1,619,155
1979	662,157	642,293	1,304,450	1,304,450
1980	579,652	2,604,842	3,184,495	3,184,495
1981	1,012,363	-	1,012,363	990,798
1982	755,153	-	755,153	755,153
1983	310,163	-	310,163	310,163
1984	-	-	-	-
1985	219,628	-	219,628	219,628
1986	258,145	537,803	795,948	752,924
1987	250,907	120,174	371,081	355,452
1988	242,554	-	242,554	232,448
1989	194,452	2,154,531	2,348,983	2,348,983
1990	186,034	2,173,070	2,359,103	2,359,103
1991	-	-	-	-
1992	321,529	7,188,346	7,509,875	7,419,863
1993	493,082	3,376,177	3,869,260	3,869,099
1994	484,385	7,811,541	8,295,926	8,295,926
1995	515,517	10,551,986	11,067,503	11,067,503
1996	350,276	-	350,276	(1,391,636)

Fiscal Year	Annual Appropriations	Supplemental Appropriations (includes contingency appropriations)	Fiscal Year Total	Net Fiscal Year Total
1997	2,039,850	5,099,624	7,139,474	7,108,567
1998	490,417	2,452,083	2,942,499	2,942,499
1999	465,916	2,734,223	3,200,139	3,200,139
2000	442,963	3,662,459	4,105,422	4,101,140
2001	431,663	1,870,539	2,302,202	2,226,085
2002	940,914	13,515,107	14,456,020	14,350,484
2003	1,102,282	1,963,853	3,066,134	3,032,409
2004	2,417,186	3,357,203	5,774,390	5,402,412
2005	2,651,657	86,338,105	88,989,762	88,840,456
2006	2,221,196	7,529,478	9,750,674	(20,569,029)
2007	1,831,685	5,018,816	6,850,501	7,012,300
2008	1,652,369	13,876,357	15,528,726	15,266,531
2009	1,652,544	-	1,652,544	1,390,970
2010	1,855,506	5,914,424	7,769,930	7,623,113
2011	3,002,973	-	3,002,973	3,002,973
2012	777,770	7,111,040	7,888,810	7,862,144
2013	7,677,486	12,585,311	20,262,797	20,233,218
2014	6,709,426	-	6,709,426	6,359,420
2015	7,544,779	-	7,544,779	7,218,679
2016	7,856,205	-	7,856,205	6,742,038
2017	7,676,735	7,751,617	15,428,352	14,661,177
2018	8,074,402	43,097,026	51,171,428	46,000,194
2019	12,558,000	-	12,558,000	12,005,000
Total	96,821,101	267,696,861	364,517,962	322,657,281

Source: CRS analysis of appropriations acts.

Notes: Deflator used was drawn from “Historical Tables: Table I.3—Summary of Receipts, Outlays, and Surpluses or Deficits (—) in Current Dollars, Constant (FY2009) Dollars, and as Percentages of GDP: 1940—2023.” FY2013 numbers do not reflect the impact of sequestration. Supplemental column includes contingent appropriations and all appropriations under the heading of “Disaster Relief” or “Disaster Relief Fund” including the language “for an additional amount.” Reductions reflected in the Net Total column include transfers and rescissions specifically enumerated in appropriations acts.

- a. This negative total is the result of a \$23.4 billion (nominal dollars) rescission from the DRF, which offset the cost of other disaster assistance and damage repairs conducted by other agencies.

Author Contact Information

William L. Painter
Specialist in Homeland Security and Appropriations
[redacted]@crs.loc.gov7-....

EveryCRSReport.com

The Congressional Research Service (CRS) is a federal legislative branch agency, housed inside the Library of Congress, charged with providing the United States Congress non-partisan advice on issues that may come before Congress.

EveryCRSReport.com republishes CRS reports that are available to all Congressional staff. The reports are not classified, and Members of Congress routinely make individual reports available to the public.

Prior to our republication, we redacted phone numbers and email addresses of analysts who produced the reports. We also added this page to the report. We have not intentionally made any other changes to any report published on EveryCRSReport.com.

CRS reports, as a work of the United States government, are not subject to copyright protection in the United States. Any CRS report may be reproduced and distributed in its entirety without permission from CRS. However, as a CRS report may include copyrighted images or material from a third party, you may need to obtain permission of the copyright holder if you wish to copy or otherwise use copyrighted material.

Information in a CRS report should not be relied upon for purposes other than public understanding of information that has been provided by CRS to members of Congress in connection with CRS' institutional role.

EveryCRSReport.com is not a government website and is not affiliated with CRS. We do not claim copyright on any CRS report we have republished.