



**Congressional
Research Service**

Informing the legislative debate since 1914

U.S. Military Electronic Warfare Program Funding: Background and Issues for Congress

John R. Hoehn

Analyst in Military Capabilities and Programs

June 6, 2019

Congressional Research Service

7-....

www.crs.gov

R45756



R45756

June 6, 2019

John R. Hoehn

Analyst in Military
Capabilities and Programs
-redacted-@crs.loc.gov

For a copy of the full report,
please call 7-.... or visit
www.crs.gov.

U.S. Military Electronic Warfare Program Funding: Background and Issues for Congress

Congress, in the FY2019 National Defense Authorization Act, and the Department of Defense (DOD) has identified electronic warfare (EW) as a critical capability supporting military operations to fulfil the current National Defense Strategy. Collectively, DOD considers procurement appropriations and research, development, test and evaluation (RDT&E) appropriations as part of its investment accounts. Using programs identified by the EW Executive Commission (EW EXCOM), this report traces funding for three of the military services (Air Force, Army, and Navy) along with several defense agencies (Defense Advanced Research Projects Agency, Defense Information Systems Agency, the Joint Staff, Office of the Secretary of Defense Operational Test and Evaluation, and U.S. Special Operations Command).

This report compares DOD's funding requests for FY2019 and FY2020 to assess if DOD seeks to increase the funding of the EW portfolio (by increasing funding), decrease its funding, or keep the portfolio relatively unchanged.

Insights into EW Program Funding

This report tracks DOD funding requests for approximately 65 research and develop program elements and 30 procurement line items across FY2019 and FY2020. Reviewing these two fiscal years request allows for comparisons across the EW portfolio and provides insights into how EW was prioritized relative to the overall DOD budget. In addition to tracking funding requests in each of the respective fiscal years and identifying what Congress appropriated in FY2019, this report looks at the future years defense program (FYDP) to identify potential trends in the EW portfolio.

This report looks at the combination of the procurement and RDT&E budget requests to provide a comprehensive, unclassified overview of the total EW program requests within DOD. DOD requested at least \$10.1 billion in FY2019 and \$10.2 billion in FY2020 for EW, an amount analogous to the F-35 Joint Strike Fighter program (\$10.7 billion in FY2019) or a Ford-class aircraft carrier (\$12.5 billion in total ship-building procurement). Based on statements by several senior defense officials and the conclusions of the National Defense Strategy Commission, it could be expected that DOD is likely to substantially increase funding for EW programs. CRS assesses that DOD increased EW RDT&E funding by 9.7% and EW Procurement funding by 7.1% from the FY2019 request to the FY2020 request. Both portfolios increased more than the 4.9% increase in overall DOD requested funding. From a portfolio perspective, CRS assesses that the Administration seeks to increase funding by \$1.48 billion in FY2021 (representing a 16.3% increase), \$1.53 billion in FY2022 (a 16.9% increase), and \$1.41 billion in FY2023 (a 14.8% increase).

Potential Issues for Congress

Based on this analysis, this report identifies three potential issues for Congress

- Is DOD appropriately funding the EW portfolio?
- How does DOD use appropriated funds for EW programs? Is DOD potentially buying new capabilities with research and development funds, when it should use procurement funding?
- Does DOD understand what it is developing and procuring within the EW portfolio?

Contents

Introduction	1
EW in Support of the National Defense Strategy	1
Methodology	2
EW Research and Development Funding.....	3
FY2019 RDT&E Funding.....	3
FY2020 RDT&E Funding.....	5
FY2019 Request and FY2020 Request RDT&E Funding Comparison.....	6
EW Procurement Funding	7
FY2019 Procurement Funding.....	7
FY2020 Funding	9
FY2019 Request and FY2020 Request Procurement Funding Comparison.....	10
Comparison of RDT&E and Procurement Funding	11
Potential Issues for Congress.....	12
EW Funding	12
Challenges with Appropriations Usage	12
Assessing EW Plans and Programs	13

Figures

Figure 1. FY2019 EW RDT&E Requested and Enacted Funding	4
Figure 2. Planned EW RDT&E Funding in the FY2019 and FY2020 DOD Budget Requests.....	6
Figure 3. FY2019 Electronic Warfare Procurement Funding.....	8
Figure 4. Planned EW Procurement Funding in the FY2019 and FY2020 DOD Budget Requests	10
Figure 5. Relationship between RDT&E and Procurement Funding	11

Tables

Table 1. FY2019 Requested and Future Year Funding for DOD Electronic Warfare RDT&E	3
Table 2. FY2020 Requested and Projected Funding for DOD Electronic Warfare RDT&E.....	5
Table 3. FY2019 Requested and Future Year Funding for DOD Electronic Warfare Procurement.....	7
Table 4. FY2020 Requested and Future Year Funding for DOD Electronic Warfare Procurement.....	9

Contacts

Author Contact Information	14
----------------------------------	----

Introduction

Congress has shown an interest in the Department of Defense's (DOD's) electronic warfare (EW) portfolio, requiring an independent assessment of EW plans and programs in the FY2019 National Defense Authorization Act (NDAA). This report addresses U.S. military EW funding across research, development, test, and evaluation (RDT&E) and procurement appropriations. Using the FY2019 and FY2020 budget request documents, this analysis compares funding profiles between fiscal years, as well as projected funding across the future years defense program (FYDP). Using unclassified sources, CRS estimates that DOD is seeking to invest approximately \$10.2 billion in FY2020 funding for EW programs. Discussion of specific EW-related programs, as well as an overview of electronic warfare, are outside the scope of this report.¹

The following analysis looks at EW funding identified by the DOD's EW Executive Commission (EW EXCOM). The EW EXCOM identified a series of RDT&E program elements from three of the military services (Air Force, Army and Navy), as well as several defense agencies (Defense Advanced Research Projects Agency, Defense Information Systems Agency, the Joint Staff, Office of the Secretary of Defense Operational Test and Evaluation, and U.S. Special Operations Command). Using the program elements identified, this analysis extrapolates procurement funding to provide an overview of DOD investments in electronic warfare in FY2019 and requested investments in FY2020.

EW in Support of the National Defense Strategy

Over the past two decades, China and Russia have seen U.S. military command and control, intelligence surveillance, and reconnaissance (C2ISR) networks as a critical capability that they must develop capabilities against which to effectively compete.² Both countries, as a result, have invested heavily in EW-related systems.³ According to one analyst, the Russian military views electronic warfare as a “type of armed struggle using electronic means against enemy C4ISR [command, control, communications, computers] to ‘change the quality of information,’ or using electronic means against various assets to change the condition of the operational environment.”⁴ Similarly, China has developed sophisticated EW capabilities to disrupt and deny adversary access to command and control systems—particularly space-based systems.⁵ Not only has the Chinese military been developing new systems, but it routinely exercises with them. In its most

¹ For an overview of electronic warfare, see CRS In Focus IF11118, *Defense Primer: Electronic Warfare*, by John R. Hoehn. For a discussion of Airborne Electronic Attack Aircraft, see CRS Report R44572, *U.S. Airborne Electronic Attack Programs: Background and Issues for Congress*, by John R. Hoehn.

² Robert N. McDermott's report *Russia's Electronic Warfare Capabilities to 2025*, International Centre for Defence and Security, September 2017, accessed at https://icds.ee/wp-content/uploads/2018/ICDS_Report_Russias_Electronic_Warfare_to_2025.pdf.

³ See Department of Defense, *Annual Report to Congress: Military and Security Developments Involving the People's Republic of China 2018*, p. 74, and Department of Defense, Defense Intelligence Agency, *Russia Military Power, Building a Military to Support Great Power Aspirations*, 2017, p. 12.

⁴ See Department of Defense, Defense Intelligence Agency, *Russia Military Power, Building a Military to Support Great Power Aspirations*, 2017, p. 42, and Robert N. McDermott's *Russia's Electronic Warfare Capabilities to 2025*, p. 3. International Centre for Defence and Security, September 2017.

⁵ Department of Defense, *Annual Report to Congress: Military and Security Developments Involving the People's Republic of China 2019*, Washington, DC, 2019.

recent annual report to Congress, DOD documented at least four major exercises the People's Liberation Army used to test and demonstrate their capabilities.⁶

The National Defense Strategy Commission, an independent Congressional commission charged with evaluating the DOD's National Defense Strategy, identified EW as a critical capability to achieve the goals of the National Defense Strategy.⁷ Similarly, in its FY2019 and FY2020 Defense Budget Overview request documents,⁸ DOD identified EW as a priority to improve platform and network survivability; provide advanced jamming techniques to disrupt radars, communications, and command and control systems; and provide measures to defend the space domain and maintain power projection forces.

Methodology

The Executive Branch and the Congress have placed a higher priority on EW programs in recent years. In 2015, the Deputy Secretary of Defense established the EW EXCOM—co-chaired by the Under Secretary of Defense for Acquisition and Sustainment (USD A&S) and Vice Chairman of the Joint Chiefs of Staff—to identify emerging EW technologies.⁹ The FY2017 NDAA required the EW EXCOM to develop an EW Strategy. In its strategy, the EW EXCOM identified program elements and projects with EW facets in each of the services' and Defense-wide Research, Development, Test and Evaluation (RDT&E) appropriations. It did not, however, identify procurement lines due to complexity and classification issues.¹⁰ Furthermore, some program elements the EXCOM identified might not clearly refer to EW capabilities, like DARPA's Electronics Technology. Other program elements that support EW operations, however, such as the Navy's E-2D Hawkeye, are not included in the EXCOM's program list.

With these methodological limitations, this report treats the EW EXCOM's list of 65 program elements and projects as encompassing DOD EW programs. The following analysis compares the FY2019 budget request for these programs with the FY2020 request. The analysis includes funding for the Army, Navy, Air Force, DARPA, Defense Information Systems Agency (DISA), the Joint Staff, Office of the Secretary of Defense (OSD), Operational Test and Evaluation

⁶ Department of Defense, *Annual Report to Congress: Military and Security Developments Involving the People's Republic of China 2019*, p. 23, Washington, DC, 2019.

⁷ National Defense Strategy Commission, *Providing the Common Defense: The Assessment and Recommendations of the National Defense Strategy Commission*, 2018, accessed on May 7, 2019 at <https://www.usip.org/sites/default/files/2018-11/providing-for-the-common-defense.pdf>.

⁸ Department of Defense FY2019 Budget Overview Brief, accessed on May 7, 2019 at <https://dod.defense.gov/Portals/1/Documents/pubs/FY2019-Budget-Request-Overview-Book.pdf>, and Department of Defense FY2020 Budget Overview Brief, accessed on May 7, 2019 at https://comptroller.defense.gov/Portals/45/Documents/defbudget/fy2020/fy2020_Budget_Request_Overview_Book.pdf.

⁹ Department of Defense Directive (DODD) 3222.04, *Electronic Warfare Policy*, March 26, 2014. Incorporating Change 2, August 31, 2018, accessed at <https://www.esd.whs.mil/Portals/54/Documents/DD/issuances/dodd/3222.04.pdf?ver=2018-10-11-075832-267>. DODD 3222.04 identifies the Undersecretary of Defense for Acquisition, Technology, and Logistics (USD AT&L) as the co-chair of the EW EXCOM, however, the DOD was reorganized based on the FY2017 National Defense Authorization Act (P.L. 114-328), which recreated two new Undersecretary of Defense for Research and Engineering (USD R&E) and the Undersecretary of Defense for (Acquisition and Sustainment). Though DODD 3222.04 was updated after the organizational split, it still states that USD AT&L is the co-chair, based on the author's interpretation of the USD AT&L's responsibilities outlined it appears the USD A&S is the new co-chair of the organization since the instruction states that USD A&S is the office of primary responsibility.

¹⁰ Sydney Freedberg, "Electronic Warfare Funding Up, But Short of DSB Marker," *Breaking Defense*, November 28, 2018, accessed at <https://breakingdefense.com/2018/11/electronic-warfare-funding-up-still-short-of-dsb-recommendation/>.

(OT&E), and Special Operations Command (SOCOM), using program elements identified by EXCOM in its strategy document, which are aggregated at the department or agency level.

Though the EW EXCOM did not identify EW procurement programs, DOD procurement justification documents (P-40s) identify related research and development program elements. Using the Defense Technical Information Center investment budget search tool,¹¹ this analysis identified the associated EW procurement programs—28 in FY2019 and 36 in FY2020. Some research and development efforts—such as the F/A-18 Hornet fighter jet and MQ-9 Reaper drone—did not differentiate funding for EW-specific procurement and therefore included procurement for aircraft. These procurements were excluded so as not to artificially inflate the funding profile. Based on the RDT&E profiles and program element searches, CRS did not identify DISA, Joint Staff, OSD, and DARPA programs with procurement appropriations.

DOD has stated that it has prioritized EW funding above other programs.¹² This report compares funding requests between the two fiscal years to assess if DOD seeks to increase funding of the EW portfolio (by increasing funding), decrease funding, or keep the portfolio relatively unchanged. To assess these changes, the percentage change from FY2019 to FY2020 is calculated for each appropriations category, and then compared to an overall DOD percentage change.

EW Research and Development Funding

FY2019 RDT&E Funding

Table 1. FY2019 Requested and Future Year Funding for DOD Electronic Warfare RDT&E

(in millions of dollars)

Department/ Agency	FY2019 Request	FY2019 Enacted	Future Years				Requested FYDP Total
			FY2020	FY2021	FY2022	FY2023	
Navy	2,443.0	2,393.5	2,345.7	2,090.4	1,611.9	1,417.0	9,908.1
Air Force	1,143.3	1,194.3	1,089.0	966.7	946.2	1,201.4	5,346.6
Army	859.7	945.5	621.0	581.1	576.3	528.5	3,166.6
DARPA	740.5	736.3	809.6	944.3	965.4	991.6	4,451.4
Other	341.0	520.6	312.7	311.4	313.8	351.7	1,630.6
Total	5,527.5	5,790.2	5,178.0	4,894.0	4,413.6	4,490.1	24,503.3

Source: Air Force FY2019 Research, Development Test and Evaluation Budget Justification Volume 1-3b, Army FY2019 Research, Development Test and Evaluation Budget Justification Volume 1-5, Navy FY2019 Research, Development Test and Evaluation Budget Justification Volume 1-5, Defense-wide FY2019 Research, Development Test and Evaluation Budget Justification Volume 5, Air Force FY2020 Research, Development Test and Evaluation Budget Justification Volume 1-3b, Army FY2020 Research, Development Test and Evaluation Budget Justification Volume 1-5, Navy FY2020 Research, Development Test and Evaluation Budget Justification Volume 1-5, Defense-wide FY2020 Research, Development Test and Evaluation Budget Justification Volume 5.

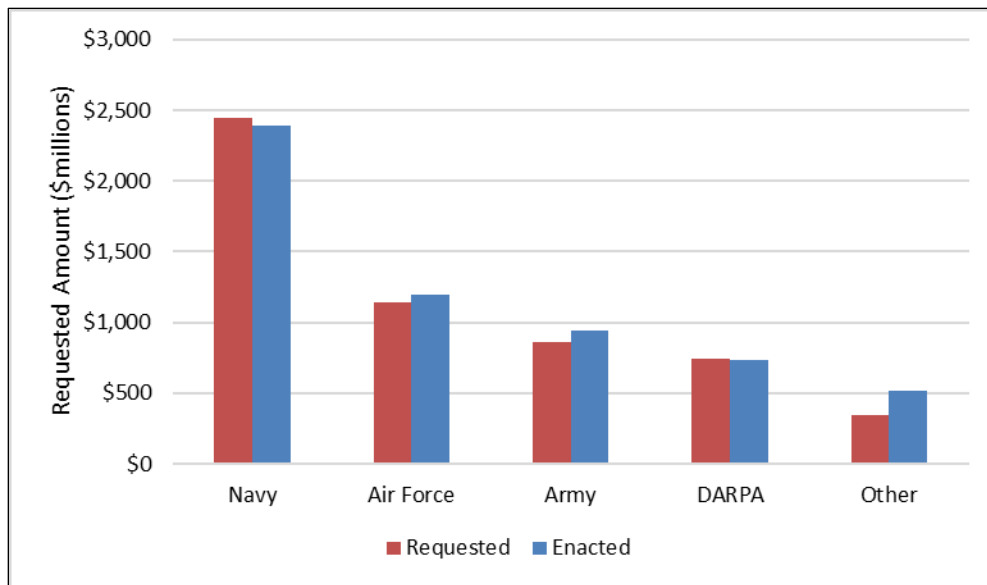
¹¹ Defense Technical Information Center, accessed at <https://apps.dtic.mil/dodinvestment/#/>.

¹² Department of Defense FY2020 Budget Overview Brief, accessed on May 7, 2019 at https://comptroller.defense.gov/Portals/45/Documents/defbudget/fy2020/fy2020_Budget_Request_Overview_Book.pdf.

Notes: The “Other” category combines funding from DISA, Joint Staff, OSD, OTE, and SOCOM. Data reported from the EW EXCOM and compiled by the Association of the Old Crows based on EW EXCOM designated Program Elements and Projects. The “FY2019 Enacted” column is derived from the FY2020 budget request.

Table 1, above, provides an overview of the FY2019 EW RDT&E funding request, FY2019-enacted funding, and projected funding for EW program elements in each of the departments and agencies. The FY2019 request serves as a baseline to compare how DOD changed its funding priorities for FY2020. Of note, DOD requested \$5.53 billion in EW RDT&E for FY2019 and planned on spending approximately \$24.5 billion across the FYDP. The Navy requested the most funding in FY2019 (\$2.44 billion), followed by the Air Force (\$1.14 billion), the Army (\$859.7 million), DARPA (\$740 million), and other organizations (\$341 million). EW funding was anticipated to peak in FY2019 then curtail through FY2022, followed by a slight increase in FY2023.

Figure 1. FY2019 EW RDT&E Requested and Enacted Funding



Source: Air Force FY2019 Research, Development Test and Evaluation Budget Justification Volume 1-3b, Army FY2019 Research, Development Test and Evaluation Budget Justification Volume 1-5, Navy FY2019 Research, Development Test and Evaluation Budget Justification Volume 1-5, Defense-wide FY2019 Research, Development Test and Evaluation Budget Justification Volume 5, Air Force FY2020 Research, Development Test and Evaluation Budget Justification Volume 1-3b, Army FY2020 Research, Development Test and Evaluation Budget Justification Volume 1-5, Navy FY2020 Research, Development Test and Evaluation Budget Justification Volume 1-5, Defense-wide FY2020 Research, Development Test and Evaluation Budget Justification Volume 5.

Notes: The “Other” category combines funding from DISA, Joint Staff, OSD, OTE, and SOCOM. Data reported from the EW EXCOM and compiled by CRS. Values presented are in nominal dollars.

Figure 1, above, shows the difference between the Administration’s FY2019 DOD request and the enacted amount of EW RDT&E. DOD requested a total of approximately \$5.5 billion in FY2019; Congress enacted approximately \$5.8 billion, \$263 million above the requested amount. Of particular note, OSD OT&E received additional funding for subsequent testing. The largest increases between the FY2019 request and enacted levels were for “Other” agencies—primarily Operational Test and Evaluation—and the Army. The Navy and DARPA saw slight decreases from their requested levels.

FY2020 RDT&E Funding

Table 2. FY2020 Requested and Projected Funding for DOD Electronic Warfare RDT&E

(in millions of dollars)

Department/ Agency	FY2020	Future Years				FYDP Total
		FY2021	FY2022	FY2023	FY2024	
Navy	2,507.6	2,402.0	1,920.3	1,566.6	1,554.7	9,951.2
Air Force	1,176.3	1,137.2	1,029.4	1,063.3	1,683.6	6,089.8
Army	915.6	861.7	635.4	589.2	536.2	3,538.2
DARPA	690.6	880.7	921.7	957.6	981.5	4,432.2
Other	391.5	361.6	362.6	357.3	344.1	1,817.1
Total	5,681.5	5,643.2	4,869.5	4,534.0	5,100.2	25,828.5

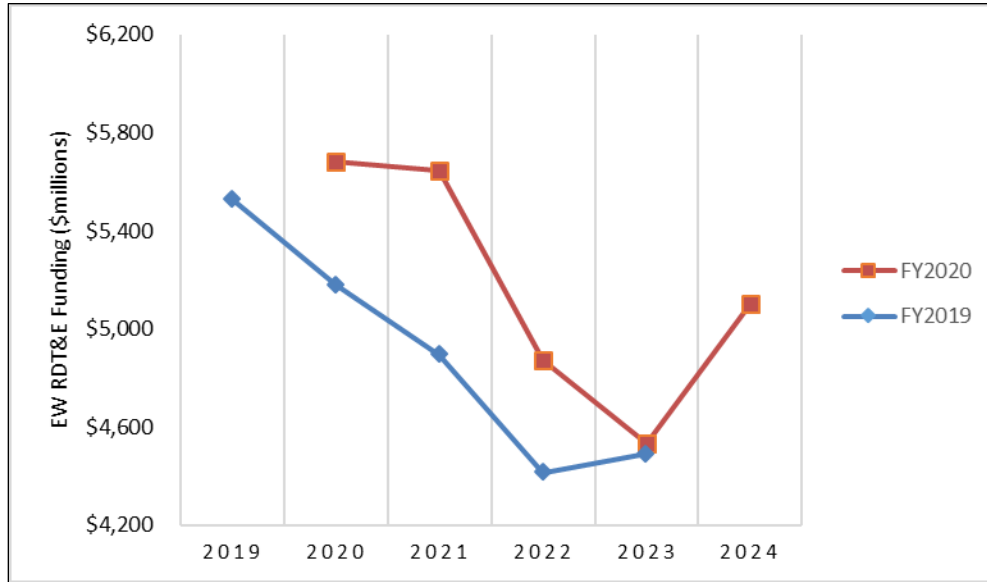
Source: Air Force FY2020 Research, Development Test and Evaluation Budget Justification Volume I-3b, Army FY2020 Research, Development Test and Evaluation Budget Justification Volume I-5, Navy FY2020 Research, Development Test and Evaluation Budget Justification Volume I-5, Defense-wide FY2020 Research, Development Test and Evaluation Budget Justification Volume 5.

Notes: The “Other” category combines funding from DISA, Joint Staff, OSD, OTE, and SOCOM. Data analyzed by CRS.

Table 2 provides the FY2020 request and projected future year funding levels for EW RDT&E appropriations in DOD’s FY2020 budget request. Of particular note, the Administration’s DOD budget requested \$504 million in additional RDT&E funding for FY2020 compared with the FY2019 request. While it would follow a trend line similar to FY2019’s projection, DOD’s plan adds additional money to EW capabilities in each of the out-years of the FYDP. This increase can primarily be attributed to the Navy’s start of the Next Generation Jammer-Low Band program, as well as the Army’s renewed focus on EW capabilities.

FY2019 Request and FY2020 Request RDT&E Funding Comparison

Figure 2. Planned EW RDT&E Funding in the FY2019 and FY2020 DOD Budget Requests



Source: Air Force FY2019 Research, Development Test and Evaluation Budget Justification Volume 1-3b, Army FY2019 Research, Development Test and Evaluation Budget Justification Volume 1-5, Navy FY2019 Research, Development Test and Evaluation Budget Justification Volume 1-5, Defense-wide FY2019 Research, Development Test and Evaluation Budget Justification Volume 5, Air Force FY2020 Research, Development Test and Evaluation Budget Justification Volume 1-3b, Army FY2020 Research, Development Test and Evaluation Budget Justification Volume 1-5, Navy FY2020 Research, Development Test and Evaluation Budget Justification Volume 1-5, Defense-wide FY2020 Research, Development Test and Evaluation Budget Justification Volume 5.

Notes: The “Other” category combines funding from DISA, Joint Staff, OSD, OTE, and SOCOM. Data reported from the EW EXCOM and compiled by CRS. Values presented are in nominal (or current) dollars.

Figure 2, above, shows the differences between DOD’s projected EW RDT&E funding from the FY2019 FYDP and the FY2020 FYDP. In total, DOD added more than \$1 billion across the out-years, compared with the FY2019 request. The largest additions occur in FY2020 and FY2021, before returning to previously-planned spending in FY2023. The decline in EW RDT&E is caused in part by certain programs moving from RDT&E to procurement (e.g., the Navy’s Next Generation Jammer and the Army’s assured positioning, navigation, and timing antennas).

DOD has increased planned EW RDT&E funding from \$5.2 billion in its FY2019 request to \$5.7 billion in its FY2020 request. This change represents a 9.7% increase, nearly double the requested 4.9% increase in overall DOD funding from FY2019 to FY2020.

EW Procurement Funding

FY2019 Procurement Funding

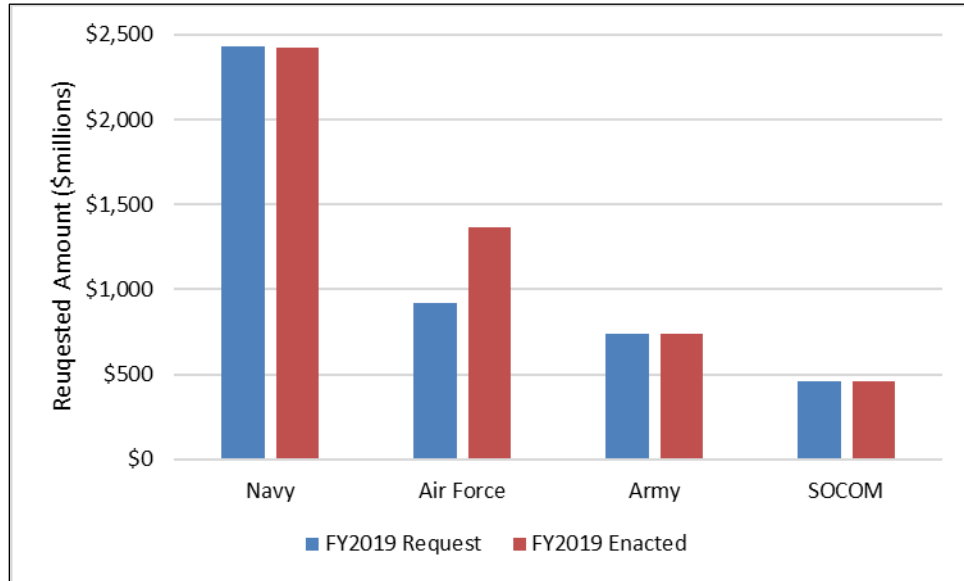
Table 3. FY2019 Requested and Future Year Funding for DOD Electronic Warfare Procurement
(in millions of dollars)

Department/ Agency	FY2019 Request	FY2019 Enacted	Future Years				Requested FYDP Total
			FY2020	FY2021	FY2022	FY2023	
Navy	2,431.7	2,420.4	2,714.3	2,778.0	3,059.4	3,539.0	14,522.5
Air Force	919.4	1,363.4	903.1	818.2	1,032.9	936.0	4,609.6
Army	742.8	742.5	350.4	270.1	224.8	232.3	1,820.3
SOCOM	459.7	458.5	293.6	304.3	282.5	295.4	1,635.5
TOTAL	4,553.6	4,984.8	4,261.5	4,170.7	4,599.5	5,002.6	22,587.9

Source: Air Force FY2019 Aircraft, Other, and Space procurement budget justifications; Army FY2019 Aircraft, Missile, and Other procurement budget justifications; Navy FY2019 Aircraft, Ammunition, Marine Corps and Other procurement budget justifications; SOCOM FY2019 procurement budget justification; Air Force FY2020 Aircraft, Other, and Space procurement budget justifications; Army FY2020 Aircraft, Missile, and Other procurement budget justifications; Navy FY2020 Aircraft, Ammunition, Other, and Weapons procurement budget justifications; SOCOM FY2020 procurement budget justification.

Table 3, above, provides an overview of the FY2019 EW procurement request along with enacted procurement appropriations. Overall, the Administration requested \$4.55 billion for EW-related procurement activities. The Navy requested the most (\$2.43 billion), followed by the Air Force (\$919 million) and the Army (\$743 million). Funding was projected to decline through FY2021 before increasing in FY2022 and FY2023, as a result of the first increment of the Next Generation Jammer (NGJ) entering production. The NGJ is a series of jamming pods designed to disrupt air defense radars and communications, replacing the Vietnam-era ALQ-99 jammers.

Figure 3. FY2019 Electronic Warfare Procurement Funding
 FY2019 Requested and Enacted Funding



Source: Air Force FY2019 Aircraft, Other, and Space procurement budget justifications; Army FY2019 Aircraft, Missile, and Other procurement budget justifications; Navy FY2019 Aircraft, Ammunition, Marine Corps and Other procurement budget justifications; SOCOM FY2019 procurement budget justification; Air Force FY2020 Aircraft, Other, and Space procurement budget justifications; Army FY2020 Aircraft, Missile, and Other procurement budget justifications; Navy FY2020 Aircraft, Ammunition, Other, and Weapons procurement budget justifications; SOCOM FY2020 procurement budget justification.

Congress added \$431 million in appropriations, representing a 9.5% increase over what the Administration requested. **Figure 3** provides the differences between what was requested versus enacted. Of note, the Air Force received an additional \$444 million over the requested amount due to Congress funding an additional EC-37B aircraft—which is designed to jam air defense radars and command and control systems—as well as increases to combat training ranges and simulations and adjustments to the F-15 defensive systems. The Navy and SOCOM saw minor decreases in appropriations.

FY2020 Funding

Table 4. FY2020 Requested and Future Year Funding for DOD Electronic Warfare Procurement
(in millions of dollars)

Department/ Agency	FY2020 Request	Future Years				Requested FYDP Total
		FY2021	FY2022	FY2023	FY2024	
Navy	2,444.2	2,790.3	3,392.8	4,059.1	4,212.5	16,899.0
Air Force	1,209.6	1,087.7	1,271.1	1,187.6	1,158.0	5,914.1
Army	574.4	691.8	693.7	787.4	607.9	3,355.1
SOCOM	336.0	331.6	312.7	332.2	339.4	1,651.9
TOTAL	4,564.2	4,901.4	5,670.3	6,366.3	6,317.8	27,820.1

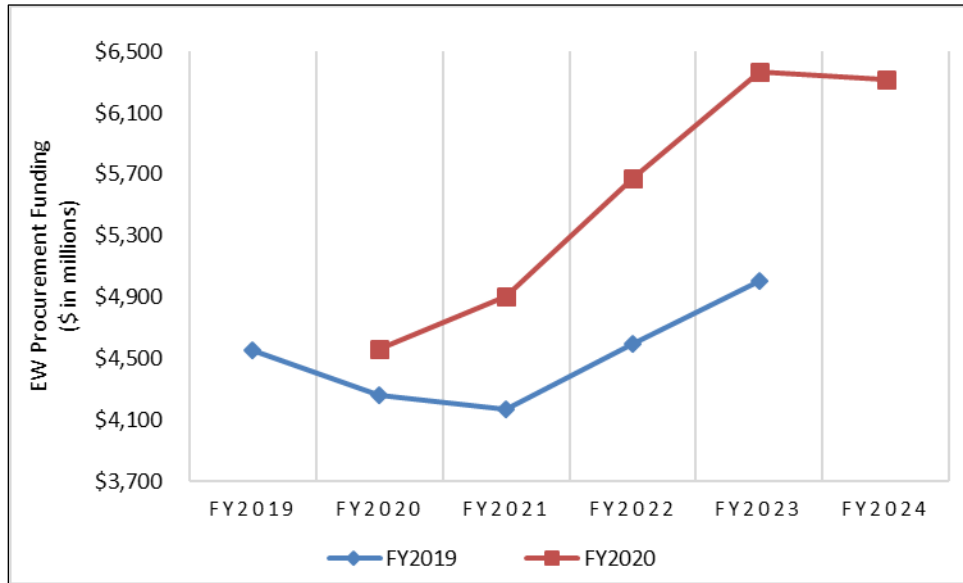
Source: Air Force FY2020 Aircraft, Other, and Space procurement budget justifications; Army FY2020 Aircraft, Missile, and Other procurement budget justifications; Navy FY2020 Aircraft, Ammunition, Other, and Weapons procurement budget justifications; SOCOM FY2020 procurement budget justification.

The Administration requested \$4.56 billion in EW procurement for FY2020, adding an additional \$303 million compared to what was planned in FY2019. **Table 4** provides an overview of the overall FY2020 request. The Navy again requested the largest amount (\$2.44 billion), followed by the Air Force (\$1.21 billion) and the Army (\$574 million). The Air Force’s request increased the most (by \$306 million) compared with what had been planned for FY2020 in the previous FY2019 request, followed by the Army (by \$224 million).¹³ This requested increase can be partially attributed to the Army starting a new program for Assured Positioning, Navigation and Timing and the Air Force’s transition of the E-11 Battlefield Airborne Communications Node (BACN) to a program of record and increases to E-3 Airborne Warning and Control System (AWACS) modifications.

¹³ The Air Force and Army requested amounts for FY2020 EW procurement are less than what was enacted in FY2019.

FY2019 Request and FY2020 Request Procurement Funding Comparison

Figure 4. Planned EW Procurement Funding in the FY2019 and FY2020 DOD Budget Requests



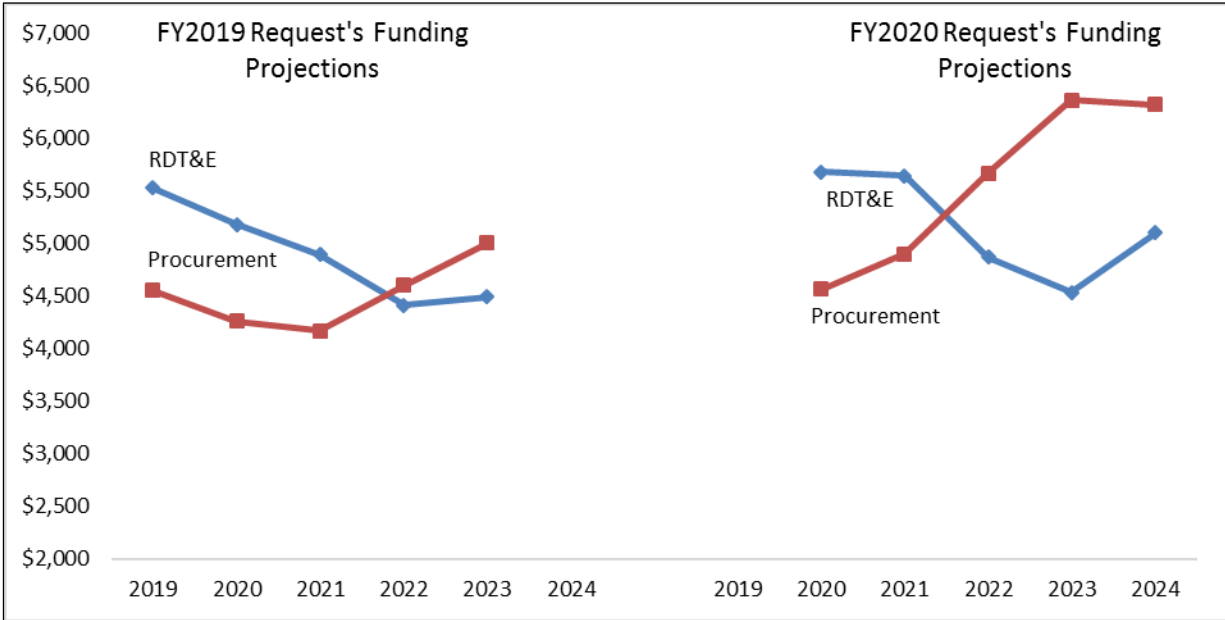
Source: Air Force FY2019 Aircraft, Other, and Space procurement budget justifications; Army FY2019 Aircraft, Missile, and Other procurement budget justifications; Navy FY2019 Aircraft, Ammunition, Marine Corps and Other procurement budget justifications; SOCOM FY2019 procurement budget justification; Air Force FY2020 Aircraft, Other, and Space procurement budget justifications; Army FY2020 Aircraft, Missile, and Other procurement budget justifications; Navy FY2020 Aircraft, Ammunition, Other, and Weapons procurement budget justifications; SOCOM FY2020 procurement budget justification.

Figure 4, above, illustrates the differences between the Administration’s plans for EW procurement from FY2019 to FY2020. The FY2020 request added an additional \$5.23 billion across the FYDP compared with the FY2019 FYDP, with an additional \$1.3 billion alone in FY2023 compared to the previous plan. In addition, the FY2020 request continues to add resources to EW programs such as the NGJ, E-11 BACN, and EC-37B, growing consistently until FY2023.

It might be argued DOD is making EW procurement a priority, which is aligned with the strategic direction in the National Defense Strategy and recommendations by the National Defense Strategy Commission. DOD requested an additional 4.9% increase in funding compared to what it projected in FY2019. EW procurement, however, increased by 7.1% from the FY2019 request compared to what was requested in FY2020—a 2.2% increase over the DOD request.

Comparison of RDT&E and Procurement Funding

Figure 5. Relationship between RDT&E and Procurement Funding



Source: Air Force FY2019 Research, Development Test and Evaluation Budget Justification Volume I-3b, Army FY2019 Research, Development Test and Evaluation Budget Justification Volume I-5, Navy FY2019 Research, Development Test and Evaluation Budget Justification Volume I-5, Defense-wide FY2019 Research, Development Test and Evaluation Budget Justification Volume 5, Air Force FY2020 Research, Development Test and Evaluation Budget Justification Volume I-3b, Army FY2020 Research, Development Test and Evaluation Budget Justification Volume I-5, Navy FY2020 Research, Development Test and Evaluation Budget Justification Volume I-5, Defense-wide FY2020 Research, Development Test and Evaluation Budget Justification Volume 5. Air Force FY2019 Aircraft, Other, and Space procurement budget justifications; Army FY2019 Aircraft, Missile, and Other procurement budget justifications; Navy FY2019 Aircraft, Ammunition, Marine Corps and Other procurement budget justifications; SOCOM FY2019 procurement budget justification; Air Force FY2020 Aircraft, Other, and Space procurement budget justifications; Army FY2020 Aircraft, Missile, and Other procurement budget justifications; Navy FY2020 Aircraft, Ammunition, Other, and Weapons procurement budget justifications; SOCOM FY2020 procurement budget justification.

Figure 5, above, shows the relationship between RDT&E and procurement. Some might be concerned looking exclusively at the planned funding levels for RDT&E since this appropriation declines over the FYDP. However, several programs currently receiving RDT&E funding—such as the NGJ and the E-11 BACN—transition from being developmental programs to fielded systems. Also of note, it appears that the Administration may have changed its plans on fielding new programs. Based on funding projections the Administration plans on accelerating the Next Generation Jammer quicker than previously anticipated. In addition, it appears the Administration decided to accelerate the F-15 electronic warfare systems (F-15 EPAWS). The increase in planned procurement funding in FY2020 is particularly significant compared to the planned funding profile in FY2019.

Combining both appropriations, DOD requested an additional \$806.2 million for EW in FY2020 compared to what it had initially projected in the FY2019 request. This represents an 8.5% increase in the portfolio. Looking at the out years, DOD has increased its projected funding for EW by \$1.48 billion in FY2021 (representing a 16.3% increase), \$1.53 billion in FY2022 (a

16.9% increase), and \$1.41 billion in FY2023 (a 14.8% increase).¹⁴ The majority of the increases of projected funding are accounted for by increases in the procurement appropriation, which was discussed in an earlier section.

Potential Issues for Congress

EW Funding

One potential issue for Congress is the overall funding level for EW programs. DOD has requested approximately \$10.2 billion dollars in FY2020 for the EW portfolio, based on unclassified budget request documents.¹⁵ Historically, individual EW programs have not been generally seen as large enough for in-depth congressional scrutiny;¹⁶ however, combined, these programs represent funding levels nearly as much as an aircraft carrier (\$12.5 billion in total procurement for CVN-80)¹⁷ or the F-35 Joint Strike Fighter procurement (\$10.7 billion in FY2019).¹⁸ Congress may ask whether \$10.2 billion is sufficient for DOD to execute its missions, or, conversely, whether this funding level is too much. Second, Congress may ask whether each of the military services is funding unique programs, or whether there are overlapping programs that provide similar capabilities. To understand these questions, Congress may consider a historical perspective on how much the DOD allocated for EW to compare if current funding exceeds or under resources the portfolio. A second metric Congress may potentially consider using is the ratio of spending for procurement and RDT&E appropriations to understand where in the lifecycle EW programs currently are, and if the current portfolio is an anomaly.

Many EW programs are highly classified due to their close relationship with intelligence and command and control programs. As a result, there is potentially insufficient unclassified information to assess how much DOD is currently spending on EW. This limitation of data presents a potential oversight issue for Congress.¹⁹

Challenges with Appropriations Usage

Some have argued that DOD has not adequately prioritized EW over the past several years. The budget projections described above may support the argument that DOD is now prioritizing investment in EW funding.²⁰ Congress may consider whether DOD uses research and development funding to procure new electronic components. Congress might consider requiring

¹⁴ The FY2020 FYDP projects funding out to FY2024, however the FY2019 FYDP did not report projected funding for this year.

¹⁵ This funding does not include classified programs or other research and development efforts or procurements that had distinctly EW facets.

¹⁶ Some exceptions to this have included the Ec-130H Compass Call jamming aircraft and its replacement, the EC-37B Compass Call Rehost.

¹⁷ CRS Report RS20643, *Navy Ford (CVN-78) Class Aircraft Carrier Program: Background and Issues for Congress*, by Ronald O'Rourke.

¹⁸ CRS Report RL30563, *F-35 Joint Strike Fighter (JSF) Program*, by Jeremiah Gertler.

¹⁹ For a more detailed discussion about Congressional oversight of classified programs see CRS Report R44463, *Air Force B-21 Raider Long-Range Strike Bomber*, by Jeremiah Gertler.

²⁰ For example, see Bryan Clark and Mark Gunzinger, *Winning the Airwaves: Regaining America's Dominance in the Electromagnetic Spectrum*, Center for Strategic and Budgetary Assessments, Washington, DC, 2017, https://csbaonline.org/uploads/documents/CSBA6292-EW_Reprint_WEB.pdf.

DOD to report all EW-related funding for procurements, as well as ensuring that DOD is not procuring new or advanced electronics through other appropriations.

The EW EXCOM has stated that many procurement programs have EW-related spending, and it is difficult and complex to differentiate among them.²¹ As a result, this report does not include all EW-related procurement programs, and therefore does not account for all EW funding. If Congress maintains interest in EW procurement, it may consider requiring DOD to report all EW-related procurement programs, as well as to break out specific EW-related initiatives within a larger procurement program.²²

Assessing EW Plans and Programs

Congress has shown an interest in developing a comprehensive assessment of EW plans and programs across each of the DOD services and agencies. Most recently, the FY2019 NDAA required DOD to contract with a scientific organization to perform an independent assessment of DOD-related EW plans and programs.²³ According to the legislation, this assessment will identify U.S. programs, orders of battle and doctrine; analyze adversary programs, orders of battle and doctrine; and make recommendations for how the U.S. military might counteract adversary plans and programs.²⁴

In addition to requesting an independent assessment of EW programs and plans, the FY2019 NDAA required DOD to update its Electronic Warfare Strategy from 2017 and submit it to Congress.²⁵ Congress has expressed concern that DOD has not synchronized its efforts to ensure its dominance in the electromagnetic spectrum. For DOD to remain competitive, Congress directed the Secretary of Defense and a senior designated official to develop a process and procedure to integrate and enhance EW mission areas across DOD (i.e., to ensure each of the services cooperates and is integrated in the Joint force, as opposed to having service-specific solutions). This section of the NDAA requires DOD to develop a “defense-wide strategy, planning, and budgeting [process and procedures] with respect to conduct of such operations [electronic attack] by the Department, including activities conducted to counter and deter such operations by malign actors.”²⁶ The strategy, which is due October 1, 2019, is specifically required to develop “[a]n investment framework and projected timeline for addressing any gaps.”

²¹ Sydney Freedberg, “Electronic Warfare Funding Up, But Short of DSB Marker,” *Breaking Defense*, November 28, 2018, accessed at <https://breakingdefense.com/2018/11/electronic-warfare-funding-up-still-short-of-dsb-recommendation/>.

²² For example, the F/A-18 Hornet is currently upgrading its Infrared Search and Track (IRST) system to better enable the aircraft to operate in contested environments. There is currently RDT&E funding associated with this program; however, there is only a single procurement line item for the F/A-18 Hornet, which does not disclose what allocations of funds are used for procuring new airframes versus new avionics and components.

²³ P.L. 115-232, §255.

²⁴ P.L. 115-232, §255.

²⁵ P.L. 115-232, §1053.

²⁶ P.L. 115-232, §1053.

Author Contact Information

John R. Hoehn
Analyst in Military Capabilities and Programs
[redacted]@crs.loc.gov7-....

EveryCRSReport.com

The Congressional Research Service (CRS) is a federal legislative branch agency, housed inside the Library of Congress, charged with providing the United States Congress non-partisan advice on issues that may come before Congress.

EveryCRSReport.com republishes CRS reports that are available to all Congressional staff. The reports are not classified, and Members of Congress routinely make individual reports available to the public.

Prior to our republication, we redacted phone numbers and email addresses of analysts who produced the reports. We also added this page to the report. We have not intentionally made any other changes to any report published on EveryCRSReport.com.

CRS reports, as a work of the United States government, are not subject to copyright protection in the United States. Any CRS report may be reproduced and distributed in its entirety without permission from CRS. However, as a CRS report may include copyrighted images or material from a third party, you may need to obtain permission of the copyright holder if you wish to copy or otherwise use copyrighted material.

Information in a CRS report should not be relied upon for purposes other than public understanding of information that has been provided by CRS to members of Congress in connection with CRS' institutional role.

EveryCRSReport.com is not a government website and is not affiliated with CRS. We do not claim copyright on any CRS report we have republished.