



**Congressional  
Research Service**

Informing the legislative debate since 1914

---

# Maternal and Child Health Services Block Grant: Background and Funding

(name redacted)

Analyst in Health Policy

Updated August 28, 2017

**Congressional Research Service**

7-....

[www.crs.gov](http://www.crs.gov)

R44929

## Summary

The Maternal and Child Health (MCH) Services Block Grant is a federal-state partnership program that aims to improve the health of low-income pregnant women, mothers, and children. In addition, the program aims to connect low-income families with other services and programs, such as Medicaid and the State Children's Health Insurance Program (CHIP). This federal-state partnership is composed of three programs. First, formula-based block grants are provided to states and territories (collectively referred to as *states* in this report). Second, competitive grants are available through the Special Projects of Regional and National Significance (SPRANS) program. Third, competitive grants are available through the Community Integrated Service Systems (CISS) program. As a whole, these programs are administered by the Maternal and Child Health Bureau (MCHB) of the Health Resources and Services Administration (HRSA) in the Department of Health and Human Services (HHS). This block grant was authorized under Title V of the Social Security Act (SSA).

### Appropriations

The MCH Services Block Grant received an appropriation of \$638.2 million in FY2016. Of that amount, approximately \$550.8 million (86.31%) was for block grants to states, \$77.1 million (12.08%) was for SPRANS, and \$10.3 million (1.61%) was for CISS. Congress provided \$20 million in supplemental funding to the SPRANS program to help territories respond to the Zika virus.

### Eligible Population

Although the MCH Services Block Grant program primarily serves low-income pregnant women, mothers, and children, individuals who are not from low-income families are also eligible to receive services. Such recipients may include nonpregnant women who are over 21 years of age.

### Program Services

MCH Services Block Grant funds are distributed for the purpose of funding core public health services provided by maternal and child health agencies. These core services are often divided into four categories: (1) direct health care, (2) enabling services, (3) population-based services, and (4) infrastructure building. Within these categories, the MCH Services Block Grant supports a wide array of programs, including newborn screening, health services for children with special health care needs (CSHCNs), and immunization programs.

### Topics Covered in This Report

This report provides background and funding information on the MCH Services Block Grant. It also includes select program and health expenditure data to provide context on issues that Congress and HRSA have sought to address through this block grant program.

## Contents

Introduction .....	1
Program History .....	2
The Maternal and Child Health Services Block Grant .....	3
Purpose .....	3
Population Served .....	3
Programs and Services .....	5
Block Grants to States .....	5
Participation .....	6
Types of Funded Services .....	7
Permitted Service Use .....	9
Prohibited Service Use .....	9
Requirements to Receive Funds .....	10
Coordination with Related Programs .....	10
Special Projects of Regional and National Significance (SPRANS) .....	11
Community Integrated Service Systems (CISS) .....	11
Funding by Program .....	12
Block Grants to States .....	12
Requirements of Block Grant Allocation and Distribution .....	12
Nonuse of Funds .....	14
SPRANS .....	14
CISS .....	15
Appropriations History .....	16
Mandatory Reporting at the State and National Levels .....	16
State Reporting Requirements .....	17
National Reporting Requirement .....	17

## Figures

Figure 1. Percentage of Individuals Served Under the MCH Services Block Grant, by Classification, FY2015 .....	5
Figure 2. MCH Services Block Grant Designated Regions .....	7
Figure 3. Four-Level Pyramid of Core Maternal and Child Health Services .....	8
Figure 4. Federal-State Partnership Funding, by Source, FY2015 .....	14

## Tables

Table 1. Differences Between the FY2016 Appropriation and SSA Formula .....	16
Table A-1. Source of Funding for Title V Block Grants to States, FY2015 .....	19
Table C-1. MCH Services Block Grant Funding History, FY2006-FY2016 .....	23

## **Appendixes**

Appendix A. Source of Funding for Title V Block Grants to States, the District of Columbia, and Other Jurisdictions, by State, FY2015 .....	19
Appendix B. Appropriation History of the Family-to-Family Health Information Centers.....	22
Appendix C. MCH Services Block Grant Funding History for the Past 10 Years .....	23
Appendix D. Abbreviations Used in This Report.....	24

## **Contacts**

Author Contact Information .....	24
----------------------------------	----

## Introduction

The Maternal and Child Health (MCH) Services Block Grant is administered by the Maternal and Child Health Bureau (MCHB) of the Health Resources and Services Administration (HRSA) in the Department of Health and Human Services (HHS). This block grant is intended to improve the well-being of the low-income maternal and child population. According to HRSA, the MCH Services Block Grant serves as a “safety-net provider for the [maternal and child health] population by providing gap-filling health care services, as well as essential public health services, to the [maternal and child health] population.”<sup>1</sup> Generally, these services are provided to pregnant women, mothers, children, and children with special health care needs (CSHCNs), some of whom are also eligible for and receive services from Medicaid<sup>2</sup> or the State Children’s Health Insurance Program (CHIP).<sup>3</sup>

The MCH Services Block Grant is composed of three funding programs. The first is a block grant and is the largest of the three funding programs. It is provided to states and territories (referred to collectively as *states* in this report)<sup>4</sup> to enable them to coordinate programs, develop systems, and provide a broad range of health services.<sup>5</sup> The second funding program is the Special Projects of Regional and National Significance (SPRANS) program. SPRANS is a competitive grant program that funds research and training projects that focus on low-income pregnant women, mothers, and children, including CSHCNs. The third funding program is the Community Integrated Service Systems (CISS) program. CISS is a competitive grant program that funds projects that support the development and expansion of integrated services at the community level.

The MCH Services Block Grant is the oldest *federal-state partnership* program.<sup>6</sup> A federal-state partnership is a program that joins a federal agency with a state or jurisdiction, in order for the two to address a certain issue. Under this federal-state partnership, states make available federal and nonfederal funds to provide health care services to their maternal and child health populations (see the “Requirements of Block Grant Allocation and Distribution” section of this report). The FY2015 dollar amounts from these sources, the latest available, are presented in **Table A-1**. Congress established this block grant under Title V of the Social Security Act (SSA, P.L. 74-271, as amended).

---

<sup>1</sup> Health Resources and Services Administration, Title V Maternal and Child Health Services Block Grant to States Program - Guidance and Forms for the Title V Application/Annual Report, OMB NO: 0915-0172, 2017, p. 2, <https://mchb.tvisdata.hrsa.gov/uploadedfiles/Documents/blockgrantguidance.pdf>. This guidance expires on December 31, 2017.

<sup>2</sup> To learn more about Medicaid, see CRS Report R43357, *Medicaid: An Overview*, coordinated by (name redacted).

<sup>3</sup> To learn more about the State Children’s Health Insurance Program, see CRS Report R43627, *State Children’s Health Insurance Program: An Overview*, by (name redacted) and (name redacted).

<sup>4</sup> Referred to collectively as “states” in this report, all 50 states and nine jurisdictions are eligible to apply for the MCH Services Block Grant. The nine jurisdictions consist of (1) American Samoa, (2) District of Columbia, (3) Federated States of Micronesia, (4) Guam, (5) Marshall Islands, (6) Northern Mariana Islands, (7) Palau, (8) Puerto Rico, and (9) U.S. Virgin Islands.

<sup>5</sup> Health Resources and Services Administration, *Understanding Title V of the Social Security Act*, p. iii, <http://www.amchp.org/AboutTitleV/Documents/UnderstandingTitleV.pdf>.

<sup>6</sup> Health Resources and Services Administration, *Title V Maternal and Child Health Services Block Grant Program*, <https://mchb.hrsa.gov/maternal-child-health-initiatives/title-v-maternal-and-child-health-services-block-grant-program>.

## Program History

The MCH Services Block Grant was established to serve as a single block grant under the previous SSA statutory heading, “Title V – Grants to States for Maternal and Child Welfare”;<sup>7</sup> which was referred to as “Title V.” In 1981, Congress combined the MCH Services Block Grant with other maternal and child health services and programs.<sup>8</sup> Such services and programs aimed to improve the health of mothers and children, particularly those in low-income households.<sup>9</sup> They included maternal and child health services, services for disabled children, child welfare services, and vocational rehabilitation services. Title V services included activities related to abstinence, postpartum depression, and personal responsibility educational services and programs.

The 97<sup>th</sup> Congress named this consolidation the MCH Services Block Grant and renamed it in statute as the “Title V MCH Services Block Grant,” which is commonly referred to as “Title V.” This change was implemented by the Omnibus Budget Reconciliation Act (OBRA)<sup>10</sup> of 1981 (P.L. 97-35), as amended.<sup>11</sup> The 1981 OBRA gave states more flexibility in determining how to use federal funds to address maternal and child health needs. In addition, the 1981 OBRA required that each state receive, at a minimum, the combined funding of the programs consolidated under it.

Congress made additional changes to the MCH Services Block Grant under the Omnibus Budget Reconciliation Act of 1989 (P.L. 101-239). These changes increased the authorization of appropriations; called for greater accountability; and created stricter rules for application and reporting requirements for states, including a statewide needs assessment requirement. Over time, additional programs targeting CSHCNs and low-income women and children were added to the SSA and the Public Health Service Act (PHSA).<sup>12</sup> Title V also supports services that are offered by the Maternal, Infant, and Early Childhood Home Visiting (MIECHV) program and the state-based CSHCNs program.<sup>13</sup>

---

<sup>7</sup> Social Security Administration, *Legislative History: Social Security Act of 1935*, <https://www.ssa.gov/history/35actv.html>.

<sup>8</sup> The programs that were consolidated by P.L. 97-35 were maternal and child health and services for children with special health needs; supplemental security income for children with disabilities; lead-based paint poisoning prevention programs; genetic disease programs; sudden infant death syndrome programs; hemophilia treatment centers; and adolescent pregnancy prevention grants. (Health Resources and Services Administration, *Understanding Title V of the Social Security Act*, p. 1.)

<sup>9</sup> For purposes of the MCH Services Block Grant program, “low-income” is defined as income that is below the federal poverty level, as defined by the Office of Management and Budget (OMB). (42 U.S.C. §701(b)(2).) In practice, the poverty guidelines are issued annually by the Department of Health and Human Services (HHS) rather than OMB. See HHS Office of the Secretary, “Annual Update of the HHS Poverty Guidelines,” 82 *Federal Register* 8832, January 31, 2017, <https://www.federalregister.gov/d/2017-02076/p-20>.

<sup>10</sup> Omnibus reconciliation bills are drafted within the budget reconciliation process. To learn about the budget reconciliation process, see CRS Report RL30458, *The Budget Reconciliation Process: Timing of Legislative Action*, by (name redacted).

<sup>11</sup> 42 U.S.C. §701.

<sup>12</sup> The additional programs that were added to the Social Security Act (SSA) and the Public Health Service Act (PHSA) include certain services for children with disabilities who receive Supplemental Security Income (SSI, P.L. 106-170); lead-based paint poisoning prevention programs (P.L. 97-35); genetic disease programs (P.L. 97-35); sudden infant death syndrome programs (P.L. 97-35); hemophilia treatment centers (P.L. 97-35); and adolescent pregnancy grants (P.L. 95-626).

<sup>13</sup> To learn more about the Maternal, Infant, and Early Childhood Home Visiting (MIECHV) program, see CRS Report R43930, *Maternal and Infant Early Childhood Home Visiting (MIECHV) Program: Background and Funding*, by

# The Maternal and Child Health Services Block Grant

## Purpose

The MCH Services Block Grant program creates partnerships between the federal government and states. The aim of the federal-state partnerships is to give attention to the health care needs of the maternal and child health populations.<sup>14</sup> The MCH Services Block Grant enables states to

- ensure that quality health care is provided to mothers and children, particularly to those with low incomes or limited availability of care;
- reduce the number of infant deaths, preventable diseases, and handicapping conditions among children;
- reduce hospital inpatient and long-term care services;
- increase the number of low-income children who receive health assessments and follow-up diagnostic and treatment services;
- provide *perinatal care*<sup>15</sup> to low-income, at-risk women and provide preventive and primary care services to low-income children;
- provide rehabilitation services that are not under subchapter XIX<sup>16</sup> of the SSA to blind and disabled children who are under the age of 16 and who are beneficiaries under subchapter XVI<sup>17</sup> of the SSA;
- provide family-centered, community-based, and care-coordinated services; and
- enable the development of community-based systems for CSHCNs.<sup>18</sup>

## Population Served

The population served by the MCH Services Block Grant consists of pregnant women, infants, children, CSHCNs, and others. HRSA defines these as follows:

---

(name redacted). To learn more about the state-based Children and Youth with Special Health Care Needs (CSHCNs) program, see Health Resources and Services Administration, Children with Special Health Care Needs, <https://mchb.hrsa.gov/maternal-child-health-topics/children-and-youth-special-health-needs>.

<sup>14</sup> Health Resources and Services Administration, *Explore the Title V Federal-State Partnership*, <https://mchb.tvisdata.hrsa.gov/Home>.

<sup>15</sup> Perinatal care is delivered to a woman when she is at least 28 weeks pregnant and up to no more than seven days after she delivers her child. See Health Resources and Services Administration, *Glossary*, <https://mchb.tvisdata.hrsa.gov/Home/Glossary>.

<sup>16</sup> Title XIX of the SSA (Medicaid) provides grants to states for their medical assistance programs. To learn more about Medicaid, see CRS In Focus IF10322, *Medicaid Primer*, by (name redacted).

<sup>17</sup> Title XVI of the SSA (Supplemental Security Income, SSI) provisions describes hospital insurance benefits for elderly and disabled individuals. To learn more about SSI, see CRS In Focus IF10482, *Supplemental Security Income (SSI)*, by (name redacted).

<sup>18</sup> This list was summarized and adapted from 42 U.S.C. §701.

- **Pregnant Women.** Pregnant women are served from the date of conception to 60 days after the child or fetus is delivered or “expulsion of the fetus” happens.<sup>19</sup> Expulsion may occur, for example, when a miscarriage takes place.
- **Infants.** Infants are babies aged one year and less.<sup>20</sup>
- **Children.** Children are served from the age of one year, up to the day before their 22<sup>nd</sup> birthday. If a female child becomes pregnant, HRSA classifies her as a pregnant woman rather than as a child.
- **Children with Special Health Care Needs.** CSHCNs are infants and children who have or are at risk of having a disability, chronic illness/condition, or educational/behavioral issue.<sup>21</sup>
- **Others.** This category includes women who are over 21 years of age (referred to by HRSA as child-bearing age) and other individuals who are not defined by a state as being in one of the categories above.<sup>22</sup>

In FY2015 (the year in which the most recent data are available), 57,064,187 individuals were served by programs funded by the MCH Services Block Grant (see **Figure 1**). Of the total served, 2,640,078 were pregnant women, 3,891,644 were infants, 37,797,789 were children, 4,195,464 were CSHCNs, and 8,539,212 were “others” (women of childbearing age and any others who are not classified by the state).<sup>23</sup>

---

<sup>19</sup> Ibid.

<sup>20</sup> For budgetary purposes only, HRSA classifies an infant with a disability as a child with special health care needs, such as an infant who is born with a developmental delay. See Health Resources and Services Administration, *Glossary*, <https://mchb.tvisdata.hrsa.gov/Home/Glossary>.

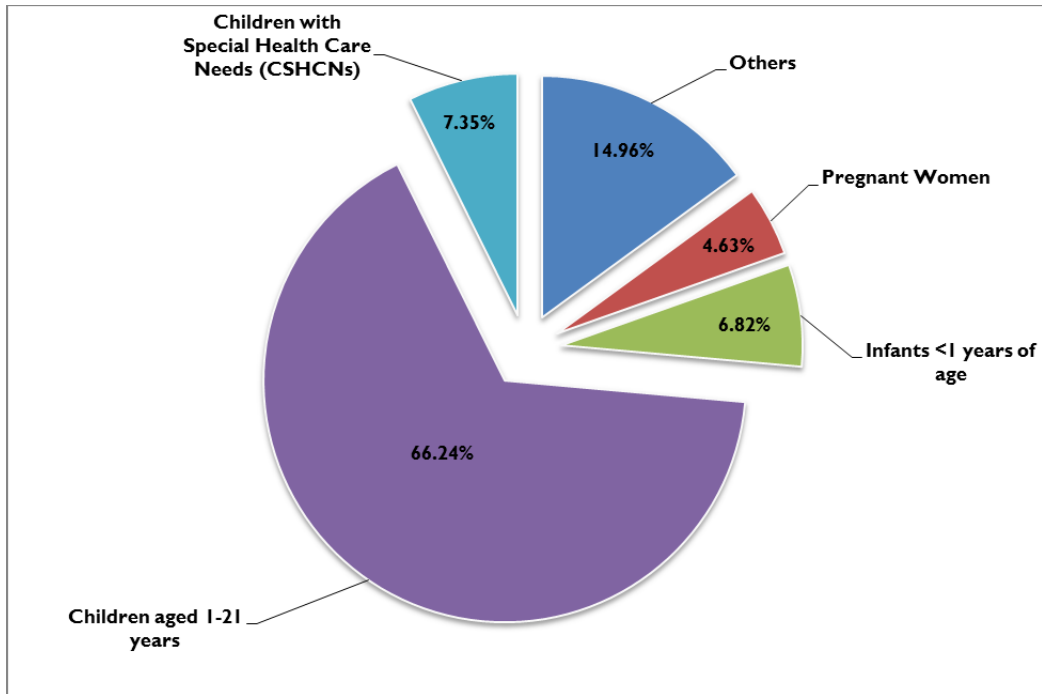
<sup>21</sup> For budgetary purposes only, states determine the infants and children to serve, from birth through their 21<sup>st</sup> year. For planning and systems development, children who have or are at risk of having chronic behavioral, developmental, emotional, or physical conditions and who generally require more intensive types or an increased volume of services than other children are considered as children with special health care needs. See Health Resources and Services Administration, *Glossary*, <https://mchb.tvisdata.hrsa.gov/Home/Glossary>.

<sup>22</sup> This list was adapted from Health Resources and Services Administration, *Glossary*, <https://mchb.tvisdata.hrsa.gov/Home/Glossary>.

<sup>23</sup> Individuals who received direct and enabling services were counted for each health care service that was provided to them. HRSA requests that states submit an unduplicated number for direct and enabling services; however, states may count an individual for each service that is received under the MCH Services Block Grant program. For information about the different service levels, see “Types of Funded Services” in this report. Health Resources and Services Administration, *Title V Maternal and Child Health Services Block Grant to States Program - Guidance and Forms for the Title V Application/Annual Report*, OMB NO: 0915-0172, 2017, p. 55, <https://mchb.tvisdata.hrsa.gov/uploadedfiles/Documents/blockgrantguidance.pdf>. This guidance expires on December 31, 2017. See also Health Resources and Services Administration, *Explore the Title V Federal-Partnership*, <https://mchb.tvisdata.hrsa.gov/>.



**Figure 1. Percentage of Individuals Served Under the MCH Services Block Grant, by Classification, FY2015**



**Source:** Health Resources and Services Administration, “Explore the Title V Federal-Partnership,” <https://mchb.tvisdata.hrsa.gov/>.

**Note:** “Others” includes women of childbearing age and any others who are not classified by the state. Individuals who received direct and enabling services were counted for each health care service that was provided to them.

## Programs and Services

The primary use of funds under the MCH Services Block Grant, including formula grants to states, competitive grants for Special Projects of Regional and National Significance (SPRANS), and competitive grants for projects through the Community Integrated Services Systems (CISS) program, is to provide core public health services for low-income mothers and children. Projects funded by SPRANS include maternal and child health workforce development, genetic services, and diagnostic and treatment services for hemophilia. CISS grants fund projects that support integrated maternal and child health services at the community level.

### Block Grants to States

Block grant funds are to be used by the states “to provide and to assure mothers and children (in particular those with low income or with limited availability of health services) access to quality maternal and child health services.”<sup>24</sup> States determine the actual services provided under the block grant. For example, such services may include

- counseling services,
- dental care,

<sup>24</sup> SSA, §501(a)(1)(A).

- family planning,
- immunization,
- inpatient services,
- prenatal care,
- screening services for lead-based poisoning,
- support for community health centers,
- vision and hearing screening services, and
- well-child care.<sup>25</sup>

## Participation

All 50 states and nine jurisdictions<sup>26</sup> may apply for the MCH Services Block Grant.<sup>27</sup> In FY2015 (the year in which the most recent data are available), block grant funding to each of the states and nine jurisdictions ranged from \$154,000 to \$38,909,810 (see **Table A-1**).<sup>28</sup> According to HRSA, “within each state, the state health agency is responsible for the administration (or supervision of the administration) of programs carried out with Title V allotments.”<sup>29</sup> States are organized within the 10 general regions of HHS (see **Figure 2**).

---

<sup>25</sup> This list was adapted from Health Resources and Services Administration, *Title V Maternal and Child Health Services Block Grant to States Program - Guidance and Forms for the Title V Application/Annual Report-Appendix of Supporting Documents*, <https://mchb.hrsa.gov/sites/default/files/mchb/MaternalChildHealthInitiatives/TitleV/blockgrantguidanceappendix.pdf>.

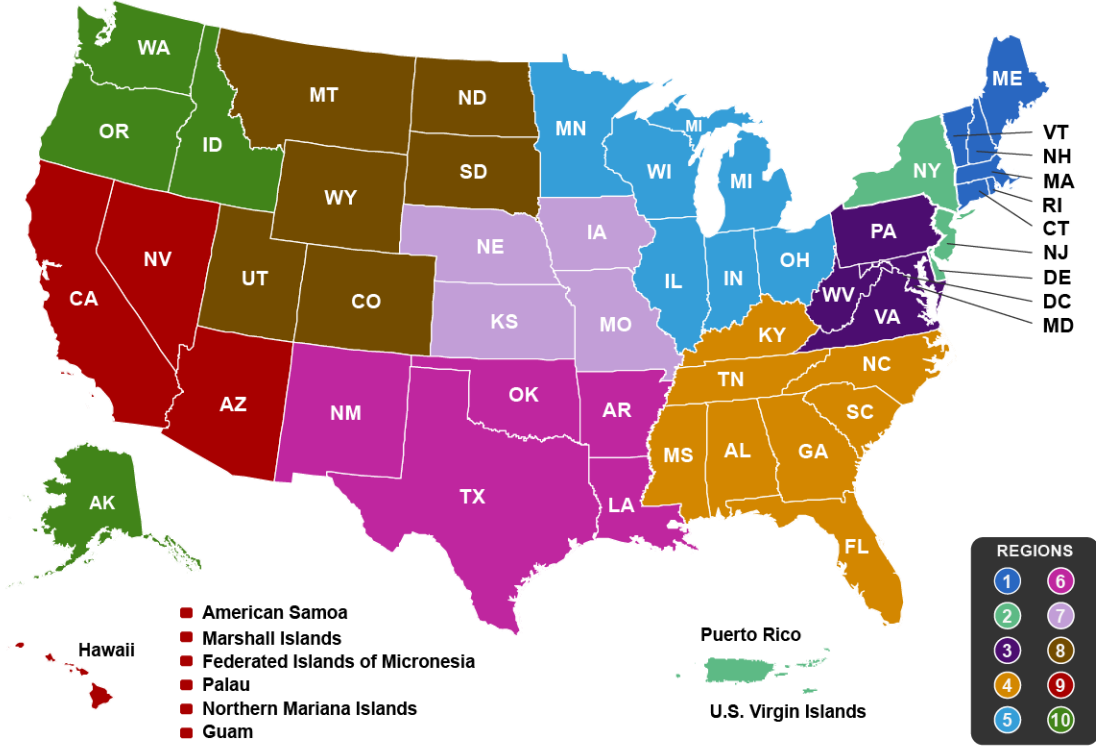
<sup>26</sup> The following nine jurisdictions may receive the block grant: American Samoa, District of Columbia, Federated States of Micronesia, Guam, Marshall Islands, Northern Mariana Islands, Palau, Puerto Rico, and U.S. Virgin Islands.

<sup>27</sup> For a listing of the 59 states and territories, see the drop down menu “Title V in Your State” at the bottom of the webpage at Health Resources and Services Administration, *Title V Maternal and Child Health Services Block Grant Program*, <https://mchb.hrsa.gov/maternal-child-health-initiatives/title-v-maternal-and-child-health-services-block-grant-program>.

<sup>28</sup> In FY2015, Palau received the smallest (\$154,000) and New York received the largest (\$38.9 million) allocation of federal dollars. See Health Resources and Services Administration, *Explore the Title V Federal-State Partnership*, <https://mchb.tvisdata.hrsa.gov/Home>.

<sup>29</sup> Health Resources and Services Administration, *Title V Maternal and Child Health Services Block Grant to States Program - Guidance and Forms for the Title V Application/Annual Report*, OMB NO: 0915-0172, 2017, p. 12, <https://mchb.tvisdata.hrsa.gov/uploadedfiles/Documents/blockgrantguidance.pdf>. This guidance expires on December 31, 2017.

**Figure 2. MCH Services Block Grant Designated Regions**



**Source:** Figure prepared by CRS based on information from Health Resources and Services Administration, *MCH Public Health 101*, <https://mchb.hrsa.gov/about/timeline/in-depth-1-mchph101.asp>.

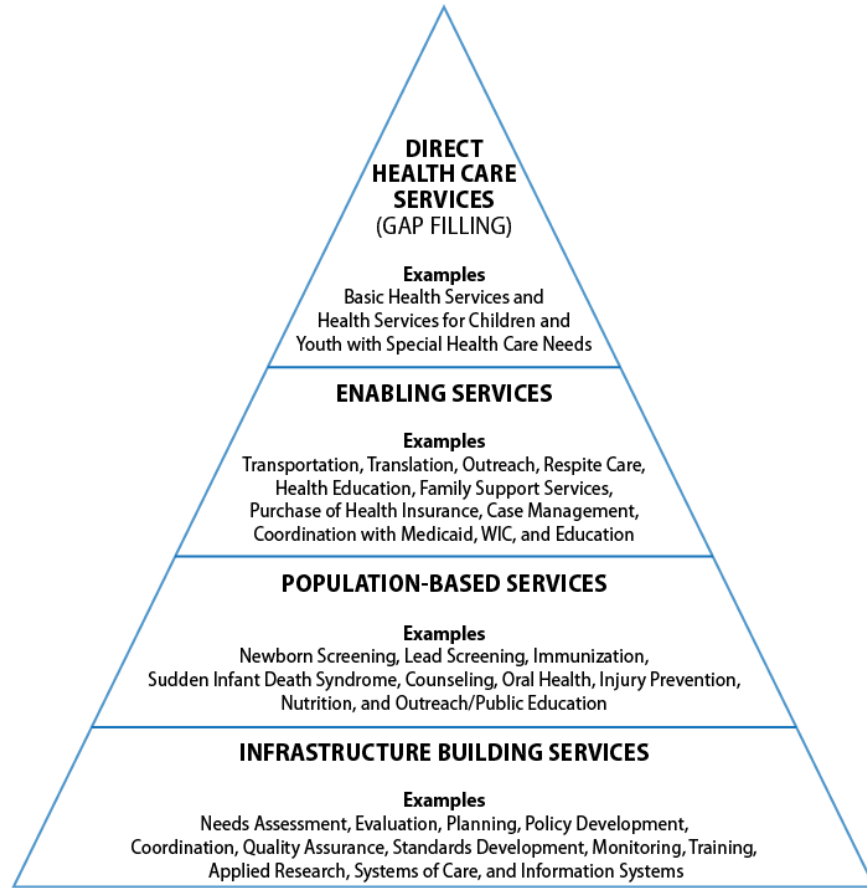
**Notes:** This figure illustrates the general regions of the Department of Health and Human Services (HHS). See Department of Health and Human Services, *Regional Offices*, <https://www.hhs.gov/about/agencies/iea/regional-offices/>.

### Types of Funded Services

There are four types of funded services: (1) direct health care services, (2) enabling services, (3) population-based services, and (4) infrastructure building services. Generally, these core services are presented as a four-level pyramid (see **Figure 3**).<sup>30</sup>

<sup>30</sup> Health Resources and Services Administration, *Maternal and Child Health*, <http://mchb.hrsa.gov/programs/>.

**Figure 3. Four-Level Pyramid of Core Maternal and Child Health Services**



**Source:** Figure prepared by CRS based on information from Health Resources and Services Administration, *MCH Public Health 101*, <https://mchb.hrsa.gov/about/timeline/in-depth-1-mchph101.asp>.

**Notes:** Under the enabling services category, WIC stands for the Special Supplemental Nutrition Program for Women, Infants, and Children and Education refers to the Department of Education.

Although states deliver four types of services, direct health care services incurred the largest proportion (57.62%) of expenditures under the MCH Services Block Grant program in FY2015.<sup>31</sup> Direct health care services are intended to fill the gaps in primary and preventive health care that are not otherwise available through other funding sources or providers, such as private insurance, Medicaid, or CHIP. In FY2015, approximately \$3.87 billion went to direct services.<sup>32</sup> In that same fiscal year, the MCH Services Block Grant program incurred \$6.29 billion in expenditures (see **Table A-1** in **Appendix A**). Other federal and nonfederal funds combine with the actual (appropriated) funding level of the block grant to yield the larger figure, reflecting the nature of the grant’s federal-state partnership.

<sup>31</sup> The most recent available data presented on the Title V Information System (TVIS) is from FY2015; see Health Resources and Services Administration, “Explore the Title V Federal-Partnership,” <https://mchb.tvisdata.hrsa.gov/>.

<sup>32</sup> Health Resources and Services Administration, *Funding by Services Level*, <https://mchb.tvisdata.hrsa.gov/Financial/FundingByServiceLevel>.

## Permitted Service Use

States may use their block grants “to provide and to assure [that] mothers and children (in particular those with low income or with limited availability of health services) [have] access to quality maternal and child health services.”<sup>33</sup> States determine the actual services provided under the block grant. For example, a state may provide medical services in sectors where public and private health insurers offer limited coverage options, such as coverage for dental and durable medical equipment (e.g., wheelchairs and oxygen equipment). In addition, states may use their MCH Services Block Grant to support the following activities:

- expand the capacity of state and local health care systems;
- engage in community capacity building to deliver enabling services, such as transportation, nutrition counseling, and care coordination;
- offer education and outreach programs, technical assistance, and provider training;
- increase newborn screening and genetic services, as well as injury and lead poisoning prevention;
- promote health care and safety in child care settings; and
- provide additional support for CSHCNs.<sup>34</sup>

According to HRSA’s *FY2017 Annual Performance Report*, “the MCH Services Block Grant program also serves as the payer of last resort. In cases where no resources or services are available, states use their block grants to fund direct care services, such as prenatal care, pediatric specialty care, or services for children with special health care needs.”<sup>35</sup>

## Prohibited Service Use

Certain uses of block grant funds are prohibited under Section 504 of the SSA:<sup>36</sup>

- Funds may not be used to pay for inpatient services, other than for children with special health care needs, high-risk pregnant women, and infants (unless approved by the Secretary of HHS).
- States may not use the block grant funds to provide cash payments to recipients of health services, or for the purchase of land, facilities, or major medical equipment.
- States may not use funds to satisfy any requirement for the expenditure of nonfederal funds, and may not transfer block grant funds to any other program.
- Block grant funds may not be used for research or training at a private, for-profit entity.

---

<sup>33</sup> SSA, §501(a)(1)(A).

<sup>34</sup> *Ibid.*

<sup>35</sup> Health Resources and Services Administration, Department of Health and Human Services, *FY 2017 Annual Performance Report*, p. 34, <https://hrsa.gov/about/budget/fy17annualperformancereport.pdf>.

<sup>36</sup> 42 U.S.C. §704.

In addition, block grant funds are subject to any restrictions that are included in Division H of the Consolidated Appropriations Act, 2017 (P.L. 115-31). For example, funds from the MCH Services Block Grant may not be used to promote or advocate for gun control.<sup>37</sup>

## Requirements to Receive Funds

To receive block grant funds, states must submit to the Secretary of HHS an application that includes a statewide needs assessment (to be conducted once every five years) and a plan for meeting the needs that were identified in the needs assessment. The needs assessment must identify statewide goals that intend to meet national health objectives; the need for preventive and primary care services for pregnant women, mothers, infants, and children; and services for CSHCNs.<sup>38</sup> The plan to address those needs must describe how and where block grant funds will be used within the state.

## Coordination with Related Programs

State block grant administrators must coordinate with other related programs, including the state's Medicaid program (specifically the Early Periodic Screening, Diagnosis, and Treatment [EPSDT] Program);<sup>39</sup> the Special Supplemental Nutrition Program for Women, Infants, and Children (WIC);<sup>40</sup> related education programs; and other health, developmental disability, and family planning programs. The primary purpose of this coordination effort is to make Medicaid services accessible, to enroll those who are eligible, and to avoid duplication of effort among the programs. Coordination varies among states and jurisdictions.<sup>41</sup>

Some state Medicaid and maternal and child health agencies have created interagency agreements that outline the expected areas and levels of coordination between the programs. Within these agreements, some states specify the services that are provided by each agency. Generally, the Title V agency contracts with health providers to provide the services, and the agency administering the state's Medicaid program assumes responsibility for reimbursing those services, when possible. HRSA performed an analysis of the coordination efforts between state Medicaid and maternal and child health agencies in 2008. This analysis showed a wide variety in the scope and level of formality among interagency agreements.<sup>42</sup>

---

<sup>37</sup> Section 210 of the Consolidated Appropriations Act, 2017 (P.L. 115-31).

<sup>38</sup> Health Resources and Services Administration, Title V Maternal and Child Health Services Block Grant to States Program - Guidance and Forms for the Title V Application/Annual Report, OMB NO: 0915-0172, 2017, pp. 16-25, <https://mchb.tvisdata.hrsa.gov/uploadedfiles/Documents/blockgrantguidance.pdf>. This guidance expires on December 31, 2017.

<sup>39</sup> The Early Periodic Screening, Diagnosis, and Treatment (EPSDT) Program is a Medicaid benefit for children and adolescents, up to the age of 21 years. For more information about the EPSDT program, see CRS Report R43627, *State Children's Health Insurance Program: An Overview*, by (name redacted) and (name redacted). For additional information on the EPSDT program and MCH Services Block Grant program coordination requirements, see Health Resources and Services Administration, *Early Periodic Screening, Diagnosis, and Treatment*, <https://mchb.hrsa.gov/maternal-child-health-initiatives/mchb-programs/early-periodic-screening-diagnosis-and-treatment>.

<sup>40</sup> To learn more about the Special Supplemental Nutrition Program for Women, Infants, and Children (WIC), see CRS Report R44115, *A Primer on WIC: The Special Supplemental Nutrition Program for Women, Infants, and Children*, by (name redacted).

<sup>41</sup> Health Resources and Services Administration, *State MCH-Medicaid Coordination: A Review of Title V and Title XIX Interagency Agreements (2<sup>nd</sup> Ed)*, 2008, p. 27, [https://www.ncemch.org/IAA/resources/State\\_MCH\\_Medicaid\\_Coord.pdf](https://www.ncemch.org/IAA/resources/State_MCH_Medicaid_Coord.pdf).

<sup>42</sup> *Ibid.*

## Special Projects of Regional and National Significance (SPRANS)

The SPRANS program is a competitive grant for research and training programs and services related to maternal and child health and children with special health care needs. SPRANS may be used for genetic disease testing, counseling, and information development and dissemination programs; for grants relating to hemophilia without regard to age; for the screening of newborns for sickle cell anemia and other genetic disorders; and for follow-up services.<sup>43</sup> Eligible grantees include (1) public or nonprofit private institutions of higher learning that train health care and maternal and child health personnel and (2) public or nonprofit private organizations or institutions of higher learning that conduct maternal and child health research. Preference is given to applicants who carry out their projects in areas with a high infant mortality rate.<sup>44</sup>

A *high infant mortality rate* is defined as an infant mortality rate that is higher than the average national infant mortality rate or higher than the average infant mortality rate within a state.<sup>45</sup> For example, the national infant mortality rate was 5.82 for every 1,000 live births in 2014.<sup>46</sup> As reported by the Centers for Disease Control and Prevention (CDC), Indiana's infant mortality rate in 2014 was 7.08.<sup>47</sup> Accordingly, relative to the national average, Indiana had a high infant mortality rate in 2014. That same year in Indiana, the infant mortality rate for black infants was 14.34, more than twice as much as the state's infant mortality rate of 7.08.<sup>48</sup> As a result, compared with the state's overall infant mortality rate, the rate for black infants was high in Indiana, in 2014.

## Community Integrated Service Systems (CISS)

CISS is a competitive grant program that funds projects that support the development and expansion of integrated services at the community level. Public and private organizations or institutions are eligible for these grants. CISS projects must “seek to increase service delivery capacity” at the local level and promote community-based health systems for mothers and children, particularly for children in rural areas and those with special health care needs.<sup>49</sup> Section 502 of the SSA authorizes CISS funds to be made available for various programs, such as the MIECHV program, community-based health service programs for CSHCNs, and programs for the maternal and child health population that reside in rural areas. CISS funds may also be made available for various activities, such as integrating maternal and child health systems and increasing the participation of obstetricians and pediatricians under Medicaid and the Title X Family Planning program.

---

<sup>43</sup> Health Resources and Services Administration, Title V Maternal and Child Health Services Block Grant to States Program - Guidance and Forms for the Title V Application/Annual Report-Appendix of Supporting Documents, p. 3, <https://mchb.hrsa.gov/sites/default/files/mchb/MaternalChildHealthInitiatives/TitleV/blockgrantguidanceappendix.pdf>.

<sup>44</sup> An *infant mortality* is defined as an infant who dies before his or her first birthday. To determine the magnitude of infant deaths, the Centers for Disease Control and Prevention (CDC) calculates the *infant mortality rate* for the United States. The infant mortality rate is the comparison of the number of infant deaths against 1,000 live births in a given year.

<sup>45</sup> Section 502(b)(2)(A) of the Social Security Act (U.S.C. 42 §702(b)(2)(A)).

<sup>46</sup> National Center for Health Statistics, *Deaths: Final Data for 2014*, June 30, 2016, p. 101, Table 22, [https://www.cdc.gov/nchs/data/nvsr/nvsr65/nvsr65\\_04.pdf](https://www.cdc.gov/nchs/data/nvsr/nvsr65/nvsr65_04.pdf).

<sup>47</sup> Ibid.

<sup>48</sup> Ibid.

<sup>49</sup> Health Resources and Services Administration, Title V Maternal and Child Health Services Block Grant to States Program - Guidance and Forms for the Title V Application/Annual Report-Appendix of Supporting Documents, p. 3, <https://mchb.hrsa.gov/sites/default/files/mchb/MaternalChildHealthInitiatives/TitleV/blockgrantguidanceappendix.pdf>.

## Funding by Program

The MCH Services Block Grant is allocated by formula. The following allocation requirements are provided by 42 U.S.C §702(a):

- SPRANS: 15% of the appropriation that does not exceed \$600 million, and 15% of funds remaining above \$600 million after CISS funds are set aside.
- CISS: 12.75% of the appropriation that is above 600 million.
- Block grants to states: remainder of the total appropriation.

These allocation requirements have not always been implemented; for example, they were not implemented for the FY2016 funding (see the “Appropriations History” section of this report).

## Block Grants to States

Individual state allocations are determined by a formula that compares the proportion of low-income children in a state with the total number of low-income children within all states. Specifically, the first \$422 million of the amount appropriated is distributed to each state based on the amount the state received under the consolidated maternal and child health programs in 1983.<sup>50</sup> Any funds above that amount are distributed based on the number of children in each state who are at or below 100% of the federal poverty level (FPL)<sup>51</sup> as a proportion of the total number of children at or below 100% of the FPL for all states.<sup>52</sup>

State matching funds and other sources of maternal and child health funding are not required to follow the allocation requirements of federal funds, giving the states flexibility to direct those funds where they are needed. Similarly, state funds are not required to be directed toward specific populations in the same proportions as the federal block grant allocation.

Block grant funds are awarded each fiscal year in quarterly installments and remain available for spending in the current and subsequent fiscal year.<sup>53</sup> **Table A-1** shows the federal allocation and state match for FY2015, by state.

## Requirements of Block Grant Allocation and Distribution

For the purposes of allocating block grant funds for this program, low-income mothers and children are defined as those with family income below 100% of federal poverty guidelines.<sup>54</sup>

---

<sup>50</sup> This amount is the sum of the funding for the individual programs consolidated into the MCH Services Block Grant, under OBRA 1981 (P.L. 97-35).

<sup>51</sup> The federal poverty level (FPL) is an income-based measurement used to determine eligibility for certain programs and benefits. It is issued by the Department of Health and Human Services (HHS) and calculated annually. To learn more about FPL, see Department of Health and Human Services, *Federal Poverty Level (FPL)*, <https://www.healthcare.gov/glossary/federal-poverty-level-fpl/>.

<sup>52</sup> Historically, the state MCH Services Block Grant allocations were calculated based on the child poverty data reported in the U.S. Census Bureau’s decennial census. The American Community Survey (ACS) has replaced the decennial census long form as the source for annual state-specific child poverty statistics. Beginning in FY2013, data from the ACS are being used as the reference data for calculating the annual state MCH Services Block Grant formula allocations.

<sup>53</sup> Section 503(b) of the Social Security Act (42 U.S.C. §703(b)).

<sup>54</sup> For purposes of the MCH Services Block Grant program, *low-income* is defined as income that is below the federal poverty level, as defined by the Office of Management and Budget (OMB). (42 USC §701(b)(2).) In practice, the federal poverty guidelines are issued annually by the Department of Health and Human Services (HHS) rather than



However, due to the broad reach of Title V programs and services, this definition is used only in the allocation formula, and not as a criterion for receiving Title V-funded services. There is no federally prescribed means test for recipients of services funded by the block grants to states.

States are required to use at least 30% of their block grant allocations for the population of CSHCNs, 30% for services for preventive and primary care services for children, and 40% for services for either of these groups or for other appropriate maternal and child health activities. However, states may use no more than 10% of their federal allocations for administrative costs.<sup>55</sup> Beyond these broad requirements, states determine the actual services provided under the block grant.

A state that partners with the federal government under this program must sustain a level of state funding for its maternal and child health programs and services that matches, at a minimum, its FY1989 level of state funding.<sup>56</sup> HRSA categorizes the funding for federal-state partnerships as coming from five sources:<sup>57</sup>

1. **Federal allocation** is the funding that a state receives from the federal government.
2. **Local MCH funds** are from local jurisdictions within a state.
3. **Other funds** include, but are not limited to, funds from the Centers for Disease Control and Prevention (CDC); Emergency Medical Services for Children (EMSC); Healthy Start; and the Special Supplemental Nutrition Program for Women, Infants and Children (WIC).
4. **Program income** funds are collected by state maternal and child health agencies that include health maintenance organization (HMO) payments, insurance payments, and Medicaid reimbursements.
5. **State MCH funds** are the funds that states match to their federal allocations. States are required to match at least \$3 for every \$4 given by the federal government.

In FY2015, the federal-state partnership was funded at \$6.3 billion (see **Figure 4**).<sup>58</sup> Two sources—State MCH funds and program income—accounted for more than 78% of combined federal and state spending.

---

OMB. In the 48 contiguous states, the 2017 federal poverty guideline for a four-member family is an annual income at \$24,600. For more information, see Health and Human Services, *Annual 2017 Poverty Guidelines for the 48 Contiguous States*, <https://aspe.hhs.gov/poverty-guidelines>.

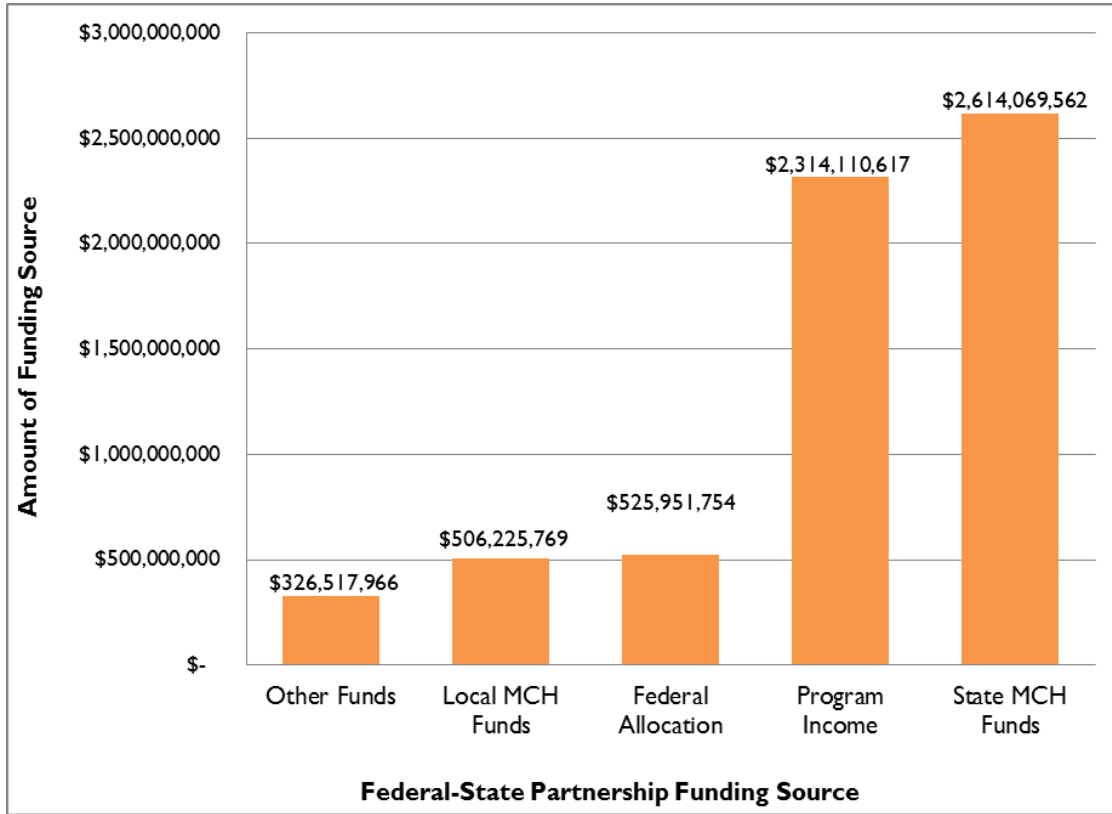
<sup>55</sup> Section 504(d) of the Social Security Act (42 U.S.C. §704(d)).

<sup>56</sup> Section 505(a)(4) of the Social Security Act (42 U.S.C. §705(a)(4)).

<sup>57</sup> Health Resources and Services Administration, *Glossary*, <https://mchb.tvisdata.hrsa.gov/Home/Glossary>.

<sup>58</sup> Health Resources and Services Administration, *Explore the Title V Federal-Partnership*, <https://mchb.tvisdata.hrsa.gov/>.

**Figure 4. Federal-State Partnership Funding, by Source, FY2015**



**Source:** Figure prepared by CRS based on data from Health Resources and Services Administration, *Funding by Source*, <https://mchb.tvisdata.hrsa.gov/Financial/FundingBySource>.

### Nonuse of Funds

If a state chooses not to apply for block grant funds, is not qualified for such funds, or indicates that it does not plan to use its full allotment, that state’s allotment is redistributed among the remaining states in the proportion otherwise allotted to the state.<sup>59</sup>

### SPRANS

By law, of the amount appropriated to the MCH Services Block Grant (up to \$600 million), 15% is awarded on a competitive basis to public and private not-for-profit organizations for SPRANS. Congress has directed some SPRANS funds through authorizations and appropriations for specific programs. The program also receives 15% of funds remaining above \$600 million after CISS funds are set aside.

Generally, the priority for funding SPRANS projects is determined by HRSA. However, Congress has sometimes provided specific directives for certain programs, including set-asides. For example, the FY2017 Consolidated Appropriations Act included appropriations language that provided SPRANS set-aside funds for oral health (\$5.25 million, an increase of 5% from FY2016), epilepsy (\$3.64 million, same allocation from FY2016), sickle cell (\$3.00 million, an

<sup>59</sup> Section 502(d)(1) of the Social Security Act (42 U.S.C. §702(d)(1)).

increase of 1.35% from FY2016), and fetal alcohol syndrome (\$0.48 million, same allocation as FY2016).<sup>60</sup> In FY2016, these congressional directives comprised about 16% of SPRANS funding.<sup>61</sup> Additionally and under the Continuing Appropriations and Military Construction, Veterans Affairs, and Related Agencies Appropriations Act, 2017, and Zika Response and Preparedness Act (P.L. 114-223), Congress provided \$20 million in supplemental funding to the SPRANS program to help territories respond to the Zika virus.<sup>62</sup> In FY2016, HRSA awarded \$17 million to American Samoa, U.S. Virgin Islands, and Puerto Rico under the SPRANS program, to help the territories address the Zika virus.<sup>63</sup>

Currently, SPRANS has additional funding of \$5 million to develop Family-to-Family Health Information Centers (F2F HICs) through FY2017. (See **Appendix B** for the appropriation history of F2F HICs.) The F2F HICs program funds family-staffed and family-run centers<sup>64</sup> in 50 states and the District of Columbia.<sup>65</sup> The F2F HICs provide information, education, technical assistance, and peer support to families of children (including youth) with special health care needs and health professionals who serve such families. In addition, the centers help ensure that families and health professionals are partners in decisionmaking at all levels of care and service delivery.

## CISS

The SSA requires Congress to appropriate over \$600 million to the MCH Services Block Grant in order to initiate any funding for the CISS program. The CISS program will receive a set-aside of 12.75% of any amount appropriated over \$600 million.<sup>66</sup> Since HRSA began providing CISS competitive grants in 1996, Congress has not appropriated any amount less than \$600 million to the MCH Services Block Grant program.<sup>67</sup> Funds are distributed on a competitive basis to public and private nonprofit organizations, with preference given to entities that propose activities focusing on areas with high infant mortality rates.<sup>68</sup>

---

<sup>60</sup> “Title II-Department of Health and Human Services,” House of Representatives, *Congressional Record*, vol. 163, no. 76 (May 3, 2017), p. H3950; and “Title II-Department of Health and Human Services,” House of Representatives, *Congressional Record*, vol. 161, no. 184 (December 2015), p. H10282.

<sup>61</sup> *Ibid.*

<sup>62</sup> 130 Stat. 903.

<sup>63</sup> Health Resources and Services Administration, “HRSA Awards \$17 Million to Reach Populations in U.S. Territories Affected by Zika,” press release, December 15, 2016, <https://www.hrsa.gov/about/news/press-releases/2016-12-15-territories-affected-by-zika.html>.

<sup>64</sup> A family-staffed and family-run center is a nonprofit organization that is staffed and/or managed by family leaders who have children with special health care needs. To learn more about family-staffed and family-run centers, see Health Resources and Services Administration, “HRSA Awards \$5 Million to Support Families of Children with Special Health Care Needs,” press release, May 14, 2015, <https://www.hrsa.gov/about/news/pressreleases/150514familytofamily.html>.

<sup>65</sup> SSA, §501(c).

<sup>66</sup> Section 502(b)(1)(A) of the Social Security Act (U.S.C. 42 §702(b)(1)(A)).

<sup>67</sup> Health Resources and Services Administration, “Special Project Grants; Maternal and Child Health (MCH) Services; Community Integrated Service Systems (CISS) Set-Aside Program,” 61 *Federal Register* 120, June 20, 1996.

<sup>68</sup> An infant mortality rate that is higher than the average national infant mortality rate or higher than the average infant mortality rate within a state is considered to be a *high infant mortality rate*. Section 502(b)(2)(A) of the Social Security Act (42 U.S.C. §702(b)(2)(A)).

## Appropriations History

In FY2016, HRSA received \$638.2 million for the MCH Services Block Grant program. This funding was allocated differently from what is stated in 42 U.S.C. §702(a) (as described in the “Funding by Program” section of this report). The appropriations were not allocated in this manner because under the Consolidated Appropriations Act, 2016 (P.L. 114-113), Congress mandated that no more than \$77.1 million (rounded) would be made available to SPRANS, “notwithstanding sections 502(a)(1) and 502(b)(1) of the SSA.”<sup>69</sup> As a result of the FY2016 appropriation and as shown in HRSA’s FY2018 congressional budget justification report, \$77.1 million (12.08%; the SSA calls for 15%) was for SPRANS, \$10.3 million (1.61%) was for CISS, and \$550.8 million (86.31%) was for block grants to states.<sup>70</sup> **Table 1** shows the FY2016 appropriation of \$638.2 million if funding allocation followed what is stated in the SSA.

**Table 1. Differences Between the FY2016 Appropriation and SSA Formula**  
(\$ in millions)

MCH Programs	SSA Formula	FY2016 Appropriation	FY2016 Appropriation by SSA Formula	Difference
SPRANS	<ul style="list-style-type: none"> <li>15% of the appropriation that does not exceed \$600 million; and</li> <li>15% of funds remaining above \$600 million after CISS funds are set aside</li> </ul>	\$77.1	\$95.0 <sup>a</sup>	-\$17.9
CISS	<ul style="list-style-type: none"> <li>12.75% of the appropriation that is above \$600 million</li> </ul>	\$10.3	\$4.9 <sup>b</sup>	\$5.4
Block grants to states	<ul style="list-style-type: none"> <li>The remainder of the total appropriation</li> </ul>	\$550.8	\$538.3 <sup>c</sup>	\$12.5

**Source:** Table prepared by CRS using data from Health Resources and Services Administration, *FY2018 Justification of Estimates for Appropriations Committees*, 2017, p. 151 <https://www.hrsa.gov/sites/default/files/hrsa/about/budget/budget-justification-2018.pdf>; 42 U.S.C. §702(a)(1); 42 U.S.C. §702(b)(1); and 42 U.S.C. §702(c).

- \$95 million is the sum of 15% of \$600 million plus 15% of \$33.3 million. \$33.3 million is what remains after CISS funds are set aside.
- \$4.9 million is 12.75% of \$38.2 million.
- \$538.3 million is the remainder after subtracting \$95.0 million and \$4.9 million from the \$638.2 million total appropriation.

## Mandatory Reporting at the State and National Levels

At the state and national levels, Section 505 of the SSA<sup>71</sup> requires three reporting mechanisms:

1. A needs assessment, which must be performed every five years (as discussed in the “Requirements to Receive Funds” section of this report).

<sup>69</sup> 129 Stat. 2601.

<sup>70</sup> Health Resources and Services Administration, *FY2018 Justification of Estimates for Appropriations Committees*, 2017, p. 151, <https://www.hrsa.gov/sites/default/files/hrsa/about/budget/budget-justification-2018.pdf>.

<sup>71</sup> 42 U.S.C. §705.

2. An annual report, including program participation data, state maternal and child health measures, and state pediatric and family workforce measures.
3. An independent audit, which must be performed every two years.

## **State Reporting Requirements<sup>72</sup>**

Each state must prepare and submit an annual report to the Secretary of HHS on all Title V activities.<sup>73</sup> The reports must be presented in a standardized format. States must provide a list of activities and recipients of Title V funding, along with a description of progress toward meeting national and state health objectives, and their consistency with the state's needs assessment. Specifically, these reports must include information on program participation, standardized measures of maternal and child health, and data on maternal and child health systems, including measures of the pediatric and family practice workforce. While the measures are designed to standardize reporting across the states, states vary in terms of their capacity for collecting and reporting data.

For example, states must provide the number of individuals served, either in person or by phone, by the Title V block grant. The numbers provided by states may be estimates if the actual numbers are not available. States are also required to report expenditures by the four broad categories of service (direct health care services, enabling services, population-based services, and infrastructure-building services).

States are required to annually report pediatric and family practice workforce data to HRSA, including information on the number of obstetricians, family practitioners, certified family nurse practitioners, certified nurse midwives, pediatricians, and certified pediatric nurse practitioners who were licensed in the state in that year. States are also required to report data on whether individuals who are eligible for programs such as Medicaid<sup>74</sup> and Supplemental Security Income (SSI)<sup>75</sup> are receiving services, or whether pregnant women have access to adequate prenatal care. For example, states report the number of Medicaid-eligible individuals who received a service paid for by the Medicaid program.

In addition to the above-mentioned annually reported indicators, states select and report 7 to 10 priority needs in their five-year strategic plans; states may annually adjust the strategic plans as their priorities change. Priority needs that were frequently identified in states' FY2017 MCH Services Block Grant applications include family support services, oral health services, childhood obesity prevention and treatment, mental and behavioral health systems, and access to services for children with disabilities.

## **National Reporting Requirement**

HRSA must annually compile the information reported by states and present the data to the House Committee on Energy and Commerce and the Senate Committee on Finance in a report to

---

<sup>72</sup> Health Resources and Services Administration, *State Application/Annual Report*, <https://mchb.tvisdata.hrsa.gov/Home/StateApplicationOrAnnualReport>.

<sup>73</sup> 42 U.S.C. §706.

<sup>74</sup> To learn more about Medicaid, see CRS Report R43357, *Medicaid: An Overview*, coordinated by (name redacted).

<sup>75</sup> To learn about the Supplemental Security Income (SSI), see CRS In Focus IF10482, *Supplemental Security Income (SSI)*, by (name redacted).

Congress.<sup>76</sup> This report must include a summary of the information reported to the Secretary of HHS by the states (described in the previous section) and a compilation of specified maternal and child health indicators, nationally and by state. States can access their vital statistics and health data from the National Center for Health Statistics (NCHS) of CDC. The NCHS does not collect vital statistics or health data for American Samoa, Commonwealth of the Northern Mariana Islands, Federated States of Micronesia, Guam, Marshall Islands, Palau, Puerto Rico, or U.S. Virgin Islands.<sup>77</sup> Therefore, these jurisdictions must report their own data. The Secretary must also provide a report on funded SPRANS and CISS projects to those committees.

---

<sup>76</sup> 42 U.S.C. §706.

<sup>77</sup> Health Resources and Services Administration, *Title V Maternal and Child Health Services Block Grant to States Program*, OMB NO: 0915-0172, p. 12, <https://mchb.tvisdata.hrsa.gov/uploadedfiles/Documents/blockgrantguidance.pdf>.

## Appendix A. Source of Funding for Title V Block Grants to States, the District of Columbia, and Other Jurisdictions, by State, FY2015

**Table A-1. Source of Funding for Title V Block Grants to States, FY2015**  
(\$ in millions)

State	Federal Allocation	Total State Funds (Match and Overmatch) <sup>a</sup>	Other Funds (including local MCH funds)	Program Income (Reimbursements) <sup>b</sup>	Total
Alabama	11.3	30.6	1.6	54.1	97.7
Alaska	1.0	14.1	0	0.1	15.2
Arizona	7.2	7.8	5.9	0	21.0
Arkansas	6.3	6.5	0.6	17.4	30.8
California	35.1	1,553.3	155.6	1,705.4	3,449.4
Colorado	7.5	5.6	0	0	13.1
Connecticut	4.6	6.8	0	0	11.4
Delaware	1.6	9.4	0	1.3	12.3
District of Columbia	6.8	12.7	0	0	19.5
Florida	19.0	169.5	0	0	188.5
Georgia	16.6	91.8	141.4	9.1	259.0
Hawaii	1.4	22.4	0	11.3	35.1
Idaho	3.5	2.6	0	0	6.2
Illinois	21.1	24.8	4.9	0	50.9
Indiana	12.2	12.5	1.06	1.1	27.0
Iowa	6.3	5.9	6.4	0.5	19.1
Kansas	3.4	3.8	4.0	0	11.2
Kentucky	10.5	17.5	16.9	0	54.9
Louisiana	10.6	9.4	3.4	4.1	27.5
Maine	3.3	3.9	0	0	7.2
Maryland	11.6	8.7	0	0	20.3
Massachusetts	11.0	45.8	0	0	56.8
Michigan	18.0	44.1	0	64.0	126.6
Minnesota	9.1	6.8	12.1	0	28.1
Mississippi	8.1	9.1	0	4.2	21.4
Missouri	11.9	10.5	0	0	22.4
Montana	2.2	2.5	5.2	1.6	11.6
Nebraska	4.0	3.1	0.8	0	7.9

State	Federal Allocation	Total State Funds (Match and Overmatch) <sup>a</sup>	Other Funds (including local MCH funds)	Program Income (Reimbursements) <sup>b</sup>	Total
Nevada	2.0	1.6	0	0	3.6
New Hampshire	2.0	5.6	0.7	0	8.4
New Jersey	12.1	112.3	0	0	124.4
New Mexico	3.8	6.7	0	6.5	17.0
New York	38.9	58.9	317.8	274.7	690.3
North Carolina	16.6	33.1	59.0	64.4	173.1
North Dakota	1.2	2.2	0.02	0	3.4
Ohio	22.1	30.5	43.1	0	95.8
Oklahoma	6.9	7.5	0.6	0	15.1
Oregon	6.2	8.5	13.6	0	28.2
Pennsylvania	23.5	44.9	0	0	68.4
Rhode Island	1.6	1.6	0	22.9	26.2
South Carolina	12.3	11.5	33.5	17.0	74.2
South Dakota	2.5	1.8	0.5	0.8	5.6
Tennessee	12.9	30.0	0	4.4	47.2
Texas	34.1	40.2	0	0	74.3
Utah	5.9	14.0	16.7	5.6	42.2
Vermont	1.6	1.4	0	3.8	6.8
Virginia	10.6	8.0	1.2	0	19.8
Washington	16.4	7.6	0	0	16.4
West Virginia	5.9	9.1	0	17.4	32.6
Wisconsin	10.8	9.3	0	5.0	25.1
Wyoming	1.1	2.0	0.5	0	3.6
<b>Other Jurisdictions</b>					
American Samoa	0.5	0.5	0.5	0	1.4
Federated States of Micronesia	0.5	0.4	0	0	0.9
Guam	0.8	0.7	0	0	1.4
Marshall Islands	0.1	0.1	0	0	0.4
Northern Mariana Islands	0.5	0.4	0.08	0	1.0
Palau	0.2	.05	0	0	0.2
Puerto Rico	13.3	12.0	0	0.3	25.6
Virgin Islands	1.4	0	1.2	0	2.6
<b>Total</b>	<b>\$526.0</b>	<b>\$2,614.1</b>	<b>\$832.7</b>	<b>\$2,314.1</b>	<b>\$6,286.9</b>



**Source:** Table prepared by CRS based on data from HRSA, Title V Information System, *Federal-State Title V Block Grant Partnership Budget FY2015*, <https://mchb.tvisdata.hrsa.gov/>.

**Notes:** Some totals are imprecise because of rounding. Not every state submitted data to HRSA on their other funds and program income. These data is shown as \$0 in the table.

- a. States are allowed to exceed the matching requirement of at least \$3 for every \$4 of federal funds awarded. This amount is an “overmatch.”
- b. Program income includes funding from private entities and income collected from insurance payments and Medicaid. For purposes of meeting the state match requirement, states are allowed to use nonfederal program income toward their match.

## Appendix B. Appropriation History of the Family-to-Family Health Information Centers

The Family-to-Family Health Information Centers (F2F HICs) program was authorized under the following legislation:

- The Deficit Reduction Act of 2005 (P.L. 109-171) received a direct appropriation of \$3 million for FY2007, \$4 million for FY2008, and \$5 million for FY2009.
- The Patient Protection and Affordable Care Act (ACA; P.L. 111-148)<sup>78</sup> replaced the \$5 million to be appropriated in FY2009 and provided \$5 million for each of FY2009-FY2012 for the program.
- The American Taxpayer Relief Act of 2012 (P.L. 112-240) funded the program at \$5 million for FY2013.
- The Bipartisan Budget Act of 2013 (P.L. 113-67) provided a half year of funding (\$2.5 million), which expired April 1, 2014.
- Protecting Access to Medicare Act of 2014 (PAMA; P.L. 113-93) provided \$2.5 million for the remainder of FY2014 (from April 1, 2014, to September 30, 2014), and it provided \$2.5 million for the first half of FY2015 (October 1, 2014, through March 31, 2015).
- The Medicare Access and CHIP Reauthorization Act of 2015 (MACRA; P.L. 114-10)<sup>79</sup> struck the partial funding provided and provided full-year funding of \$5 million for FY2015. It also provided \$5 million for each of FY2016 and FY2017.

---

<sup>78</sup> To view CRS resources for frequently asked questions about the Affordable Care Act, see CRS Report R43215, *Patient Protection and Affordable Care Act (ACA): Resources for Frequently Asked Questions*, by (name redacted)

<sup>79</sup> To learn more about MACRA, see CRS Report R43962, *The Medicare Access and CHIP Reauthorization Act of 2015 (MACRA; P.L. 114-10)*, coordinated by (name redacted)

## Appendix C. MCH Services Block Grant Funding History for the Past 10 Years

**Table C-1. MCH Services Block Grant Funding History, FY2006-FY2016**  
(\$ in millions)

Fiscal Year	Amount of Grants to States	Amount of Grants for SPRANS	Amount of Grants for CISS	Total Appropriations
2006	566.1	115.9	10.6	692.5
2007	561.7	115.9	10.6	693.0
2008	551.2	99.2 <sup>a</sup>	10.4	666.2
2009	553.8	92.6 <sup>b</sup>	10.4	662.1
2010	558.0	92.4	10.4	660.7
2011	555.7	90.2	10.4	656.3
2012	549.7	78.6	10.3	638.6
2013	520.7	74.5	9.7	604.9
2014	545.3	76.9	10.3	632.4
2015 <sup>c</sup>	549.6	77.1	10.3	637.0
2016	550.8	77.1 <sup>d</sup>	10.3	638.2

**Source:** Table prepared by CRS using annual Department of Health and Human Services, Health Resources and Services Administration budget justifications and appropriations legislation for the relevant years. Funding levels are not adjusted for inflation.

- a. In FY2008, \$20 million was transferred from SPRANS to the Autism program line.
- b. In FY2009, \$6.9 million was transferred from SPRANS to the Heritable Disorders line. The Autism program and the Heritable Disorder program also are administered by HRSA's Maternal and Child Health Bureau.
- c. The FY2015 appropriation of \$637 million is different from HRSA's source of funding, which is shown as \$6.29 billion in **Table A-1** in **Appendix A**.
- d. In FY2016, Congress provided \$20 million in supplemental funding to the SPRANS program to help territories respond to the Zika virus. In FY2016, HRSA awarded \$17 million to American Samoa, U.S. Virgin Islands, and Puerto Rico under the SPRANS program, to help the territories address the Zika virus.

## Appendix D. Abbreviations Used in This Report

ACA	Affordable Care Act
ACS	American Community Survey
CC	Crippled Children's Program
CDC	Centers for Disease Control and Prevention
CHIP	State Children's Health Insurance Program
CISS	Community-Integrated Services System Program
COBRA	Consolidated Omnibus Budget Reconciliation Act
CSHCNs	children and youth with special health care needs
EMSC	Emergency Medical Services for Children Program
EPSDT	Early Periodic Screening, Diagnosis, and Treatment Program
F2F HICs	Family-to-Family Health Information Centers
FPL	federal poverty level
FY	fiscal year
HHS	Department of Health and Human Services
HMO	health maintenance organization
HRSA	Health Resources and Services Administration
TVIS	Title V Information System
MACRA	Medicare Access and CHIP Reauthorization Act of 2015
MCH Services Block Grant	Maternal and Child Health Services Block Grant
MCHB	Maternal and Child Health Bureau
MIECHV	Maternal, Infant, and Early Childhood Home Visiting Program
OMB	Office of Management and Budget
NHIS	National Health Interview Survey
PAMA	Protecting Access to Medicare Act of 2013
PHSA	Public Health Services Act
SPRANS	Special Projects of Regional and National Significance Program
SSA	Social Security Act
WIC	Special Supplemental Nutrition Program for Women, Infants, and Children

## Author Contact Information

(name redacted)  
Analyst in Health Policy  
f[redacted]@crs.loc.gov7-....

## **Acknowledgments**

Paulo Ordoveza, a CRS visual information specialist, provided valuable visual imaging in this report.

Sweta Haldar, a former CRS research assistant, provided valuable assistance with data in this report.

# EveryCRSReport.com

The Congressional Research Service (CRS) is a federal legislative branch agency, housed inside the Library of Congress, charged with providing the United States Congress non-partisan advice on issues that may come before Congress.

EveryCRSReport.com republishes CRS reports that are available to all Congressional staff. The reports are not classified, and Members of Congress routinely make individual reports available to the public.

Prior to our republication, we redacted names, phone numbers and email addresses of analysts who produced the reports. We also added this page to the report. We have not intentionally made any other changes to any report published on EveryCRSReport.com.

CRS reports, as a work of the United States government, are not subject to copyright protection in the United States. Any CRS report may be reproduced and distributed in its entirety without permission from CRS. However, as a CRS report may include copyrighted images or material from a third party, you may need to obtain permission of the copyright holder if you wish to copy or otherwise use copyrighted material.

Information in a CRS report should not be relied upon for purposes other than public understanding of information that has been provided by CRS to members of Congress in connection with CRS' institutional role.

EveryCRSReport.com is not a government website and is not affiliated with CRS. We do not claim copyright on any CRS report we have republished.