

Housing Issues in the 114th Congress

(name redacted), Coordinator
Analyst in Housing Policy

(name redacted)
Legislative Attorney

(name redacted)
Analyst in Financial Economics

(name redacted)
Specialist in Economics

(name redacted)
Specialist in Housing Policy

(name redacted)
Specialist in Housing Policy

(name redacted)
Specialist in Financial Economics

March 3, 2016

Congressional Research Service

7-....

www.crs.gov

R44304

Summary

Housing and residential mortgage markets in the United States are continuing to recover from several years of turmoil that began in 2007-2008, though the recovery has been uneven across the country. Nationally, home prices have been consistently increasing since 2012. Negative equity and mortgage foreclosure rates have been steadily decreasing, though both remain elevated. Home sales have begun to increase, with sales of existing homes approaching levels that were common in the early 2000s, though sales of new homes and housing starts remain low.

Mortgage originations have remained relatively low despite ongoing low interest rates, leading many to argue that it is too difficult for prospective homebuyers to qualify for a mortgage. Some believe that this is because mortgage regulations put in place in recent years are restricting access to mortgages for creditworthy homebuyers, while others hold that these rules provide important consumer protections and suggest that other factors are limiting mortgage access. Nearly three-quarters of new mortgages continue to be backed by Fannie Mae or Freddie Mac or insured by a government agency such as the Federal Housing Administration (FHA) or the Department of Veterans Affairs (VA), with the remaining mortgages mostly being held on bank balance sheets.

In the rental housing market, vacancy rates have continued to decline and rents have continued to increase as more households become renters. Although the supply of rental housing has also increased, it has generally not kept pace with the increasing demand. Rising rents have contributed to housing affordability problems, which are especially pronounced for low-income renters.

The 114th Congress has been considering a number of housing-related issues against this backdrop. Some of these issues are related to housing for low-income individuals and families, including appropriations for housing programs in a limited funding environment, proposed reforms to certain rental assistance programs administered by the Department of Housing and Urban Development (HUD), debate over funding for two affordable housing funds (the Housing Trust Fund and the Capital Magnet Fund), and the possible reauthorization of the main program that provides housing assistance to Native Americans. Congress has also taken the occasion of HUD's 50th anniversary to reflect on the department's role through hearings and other actions.

Congress has also been deliberating on certain housing finance-related issues, including possible targeted changes to Fannie Mae and Freddie Mac, oversight of mortgage-related rulemakings, and issues related to the future and financial health of FHA.

Two fair housing issues have also been active in the 114th Congress. HUD recently released a new rule updating certain HUD grantees' responsibilities to "affirmatively further" fair housing. Separately, the Supreme Court issued a decision affirming that disparate impact claims are allowable under the Fair Housing Act. Congress has expressed interest in both of these developments.

As in recent years, the 114th Congress has considered several housing-related tax provisions as part of a broader tax extenders bill. These housing-related provisions include extensions of the exclusion for canceled mortgage debt, the deduction for mortgage insurance premiums, and provisions related to the low-income housing tax credit.

Contents

Introduction	1
Overview of Housing and Mortgage Market Conditions	2
Owner-Occupied Housing Markets.....	2
The Home Mortgage Market.....	8
Rental Housing Markets.....	12
Assisted Housing Issues	15
HUD's 50 th Anniversary	16
Appropriations for Housing Assistance Programs	16
Assisted Housing Reform Proposals.....	17
Native American Housing Assistance and Self-Determination Act Reauthorization.....	19
Funding for the Housing Trust Fund and Capital Magnet Fund	20
Homeownership and Mortgage Finance Issues	21
Fannie Mae and Freddie Mac.....	22
Oversight of Mortgage-Related Rulemakings.....	25
The Federal Housing Administration	26
FHA and GSE Distressed Loan Sales	27
Fair Housing Issues	28
Supreme Court Decision on Disparate Impact Claims Under the Fair Housing Act	28
HUD's Affirmatively Furthering Fair Housing (AFFH) Rule.....	29
Housing-Related Tax Extenders	31
Tax Exclusion for Canceled Mortgage Debt	31
Mortgage Insurance Premium Deductibility	32
Low-Income Housing Tax Credit: The 9% Floor.....	33
Low-Income Housing Tax Credit: Treatment of Military Housing Allowance.....	35
Other Issues	35
Lead Hazards.....	35

Figures

Figure 1. Year-over-Year House Price Changes	3
Figure 2. Mortgaged Homes with Negative Equity.....	4
Figure 3. Foreclosure Inventory Rates	5
Figure 4. Existing Home Sales	6
Figure 5. New Home Sales	7
Figure 6. Housing Starts	8
Figure 7. Home Purchase Mortgage Originations	9
Figure 8. Mortgage Interest Rates	11
Figure 9. Share of Mortgage Originations by Type	12
Figure 10. Rental and Homeownership Rates	13
Figure 11. Rental Vacancy Rates	14
Figure 12. Cost-Burdened Renter Households	15

Contacts

Author Contact Information	36
Key Policy Staff	36

Introduction

Housing and residential mortgage markets in the United States are continuing to recover from several years of turmoil that began with the bursting of a housing “bubble” that peaked in the mid-2000s and burst in 2007-2008. The bubble featured rapidly rising home prices in many areas of the country as well as looser credit standards for obtaining mortgages. The years of housing market turmoil that followed featured sharp declines in house prices, increased mortgage foreclosures, tighter mortgage credit standards, and lower levels of home sales and homebuilding.

Since about 2012, many national housing market indicators have been improving from their performance during the years of housing market turmoil. For example, house prices have been rising and negative equity and foreclosure rates have been falling. However, foreclosure rates and negative equity continue to be higher than is generally considered to be normal, and home sales and mortgage originations have been relatively low. In addition, housing affordability continues to be an issue for many households in general, and for low-income renter households in particular. Rising home prices impact the affordability of housing for prospective homebuyers, while increasing numbers of renter households and the corresponding effects on vacancy rates and rents have implications for the affordability and availability of rental housing.

The 114th Congress has been considering a number of housing-related issues against this backdrop. Some of these issues reflect larger questions about policies that could accelerate recovery in the housing and mortgage markets or factors that could be hampering recovery. For example, Congress has been considering legislation to modify certain mortgage-related laws and regulations that were put in place during the aftermath of the housing downturn, in response to concern that these new rules may be impeding access to mortgage credit. However, some feel that changes to the rules could weaken consumer protections. Congress has also been considering certain changes related to two government-sponsored enterprises (GSEs), Fannie Mae and Freddie Mac, as well as other housing finance-related issues.

In addition, Congress has been considering a number of issues related to affordable rental housing and assisted housing programs administered by the Department of Housing and Urban Development (HUD). These issues include appropriations for housing programs in a limited funding environment, certain possible reforms to some HUD-assisted housing programs, the reauthorization of the main program of housing assistance for Native American tribes, and debate about GSE contributions to two affordable housing funds that were created in 2008 but are expected to receive GSE funding for the first time beginning in 2016.

Additional issues of active interest to Congress include oversight of HUD on the occasion of the department’s 50th anniversary, issues related to enforcement of the Fair Housing Act, and the status of certain housing-related tax provisions.

This report begins with an overview of housing and mortgage market conditions to provide context for the housing issues that Congress has been considering, and then discusses major housing issues active in the 114th Congress. This report is meant to provide a broad overview of the issues and is not intended to provide detailed information or analysis. However, it includes references to other, more in-depth CRS reports on the issues where possible.

Overview of Housing and Mortgage Market Conditions

Owner-Occupied Housing Markets

On a national basis, many owner-occupied housing market indicators have been improving in recent years, with mortgage foreclosure rates falling and household equity increasing. However, these and other indicators, such as home sales and housing starts, have not returned to the levels that were seen prior to the housing bubble. In the case of some indicators, such as house price growth or home sales, it may be unrealistic or undesirable to expect conditions to fully return to those levels.

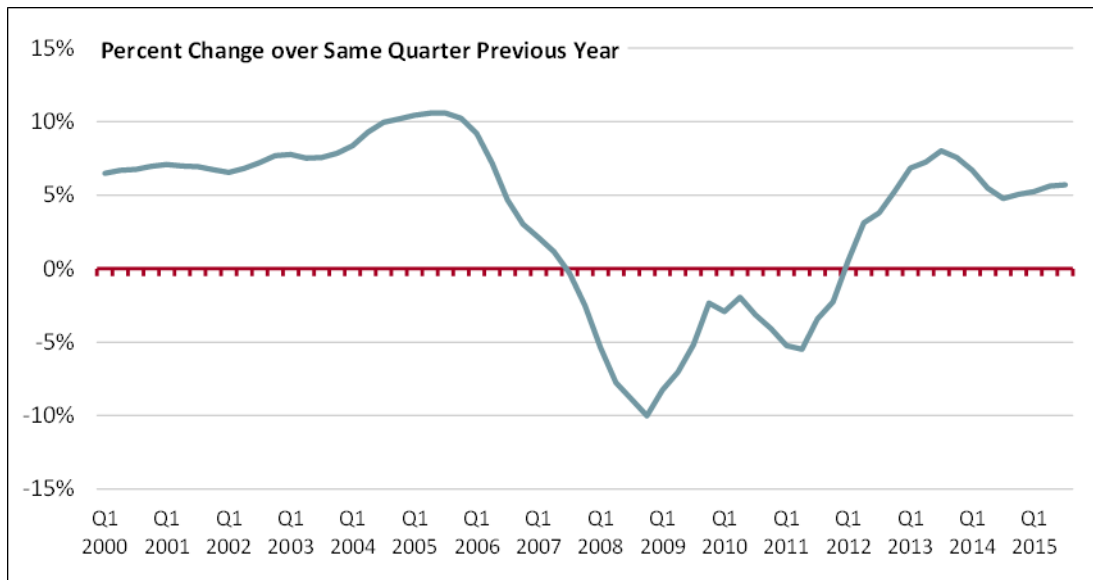
Housing market conditions vary greatly across local housing markets. While some areas of the country have fully recovered from the housing market turmoil, other areas continue to struggle. In particular, many low-income and minority neighborhoods appear to be recovering less quickly than most other areas, if at all.¹

Home Prices

The housing market turmoil that began in 2007 was characterized by, among other things, falling house prices that left many households with little or no equity in their homes. As shown in **Figure 1**, on a year-over-year basis house prices increased from 2000 to mid-2007 then declined for several years through the end of 2011. House prices began to rise again nationally in 2012. They have continued to rise in 2015, although the rate of increase appears to be flattening. While rising house prices are beneficial for current homeowners, and especially for households whose home values fell to levels below the amount they owed on their mortgages, they can also make it less affordable for prospective homebuyers to purchase homes.

¹ Joint Center for Housing Studies of Harvard University, *The State of the Nation's Housing 2015*, June 24, 2015, p. 6, http://www.jchs.harvard.edu/research/state_nations_housing.

Figure 1. Year-over-Year House Price Changes
Q1 2000-Q3 2015



Source: Figure created by CRS using data from the Federal Housing Finance Agency House Price Index (Seasonally Adjusted Purchase-Only Index).

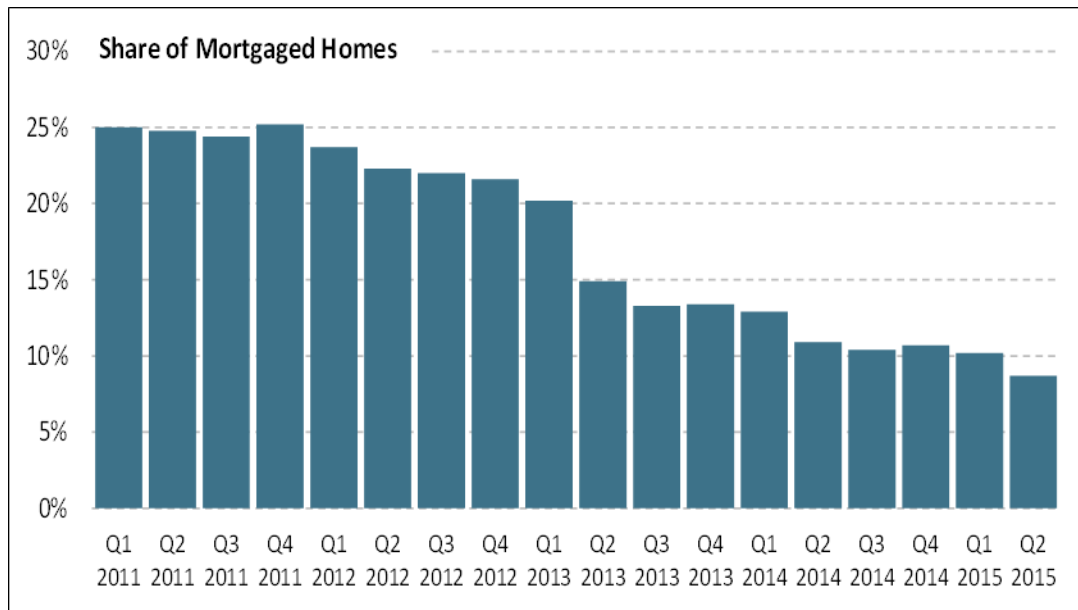
Notes: Figure shows the percent change in house prices over the same quarter in the previous year. It does not show the overall level of house prices.

Negative Equity

During the housing market turmoil, falling house prices left many households in a negative equity position, meaning that they owed more on their mortgages than their homes were currently worth. Negative equity can contribute to foreclosures because it prevents households from selling their homes for enough to pay off their mortgages if they are having difficulty staying current on mortgage payments. Furthermore, negative equity can affect the housing market by making households less likely to put their homes up for sale, as many homeowners may be reluctant to sell their homes if the sales prices will not be enough to pay off their mortgage balances.

With home prices increasing, the number of households estimated to have negative equity has been falling. As shown in **Figure 2**, in the second quarter of 2015 about 9% of all households with a mortgage were estimated to have negative equity. In comparison, in the second quarter of 2011 the negative equity share was estimated at about 25%.

Figure 2. Mortgaged Homes with Negative Equity
Q2 2011-Q2 2015



Source: Figure created by CRS based on data in CoreLogic's *Equity Report, Second Quarter 2015*.

Although rising home prices have helped many households regain equity, it is estimated that nearly 4.5 million homes with a mortgage remain in negative equity across the country.² Furthermore, although the overall rate of negative equity is improving, negative equity is not evenly distributed across the country. In particular, negative equity remains persistently high in many low-income and minority neighborhoods. Lower-priced homes also continue to experience negative equity at higher rates than higher-priced homes.³ This suggests that many areas are not experiencing housing market recovery at the same pace as other areas.

Home Foreclosures

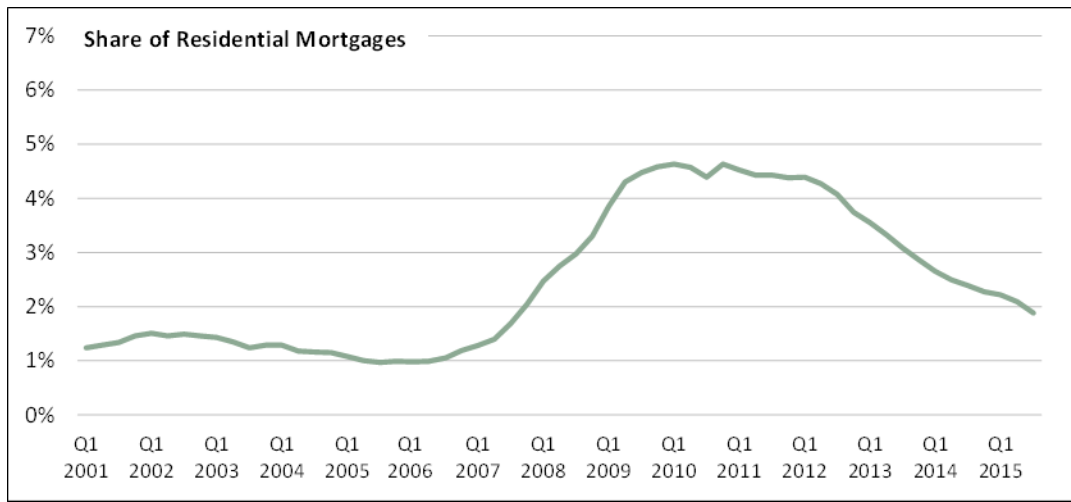
Partly because of rising house prices and decreasing negative equity, mortgage foreclosure rates have also been consistently declining. Nonetheless, foreclosure rates have not yet returned to the levels that were typical prior to the housing bubble.

As shown in **Figure 3**, the share of mortgages in the foreclosure process decreased to just below 2% in the third quarter of 2015. This is notably lower than the peak of over 4.5% in 2010, but still high compared to rates of around 1% prior to the increase in foreclosures that began in 2007.

² CoreLogic, *Equity Report, Second Quarter 2015*, <http://www.corelogic.com/research/negative-equity/corelogic-q2-2015-equity-report.pdf>. There are multiple organizations that estimate negative equity using different methodologies. While different organizations might arrive at different estimates of the number of households with negative equity, all generally agree that negative equity has been decreasing in recent years on a national basis.

³ Joint Center for Housing Studies, *The State of the Nation's Housing, 2015*, p. 11.

Figure 3. Foreclosure Inventory Rates
Q1 2001-Q3 2015



Source: Figure created by CRS based on data from the Mortgage Bankers Association.

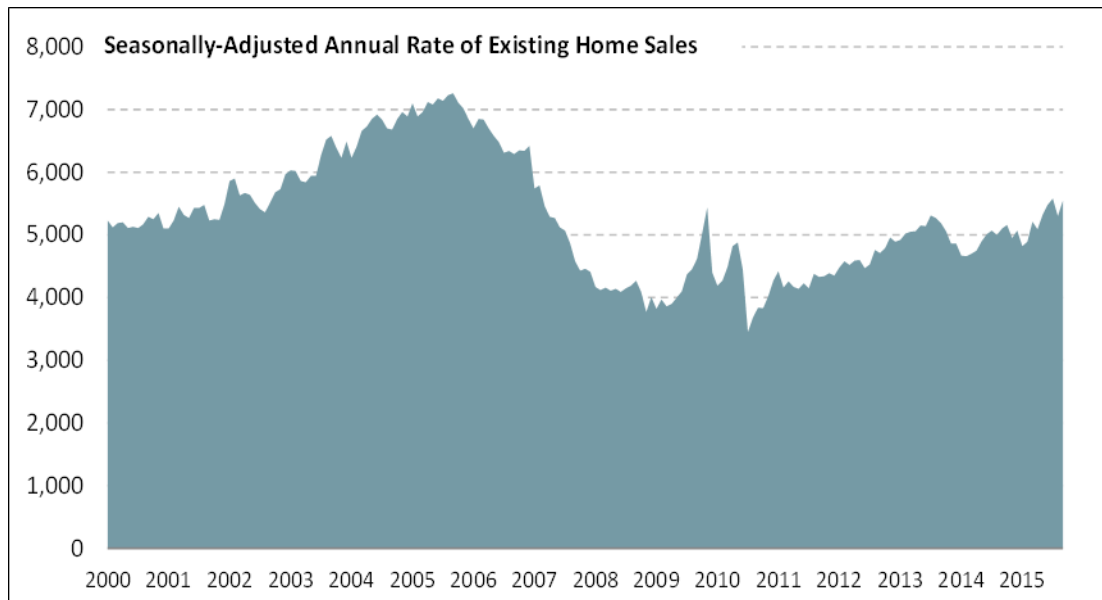
Notes: Foreclosure inventory rates are the percentage of mortgages that were in some stage of the foreclosure process as of the last day of the quarter.

Home Sales

Home sales include both sales of existing homes and sales of newly built homes. Existing home sales generally number in the millions each year, while new home sales are usually in the hundreds of thousands. During the housing market turmoil, both existing home sales and new home sales fell. Both have been increasing somewhat in recent years, though new home sales in particular remain relatively low.

Figure 4 shows the seasonally adjusted annual rate of *existing* home sales for each month from January 2000 through August 2015. The rate has been over 5 million for much of 2015 and is beginning to approach levels seen in the early 2000s. Existing home sales have generally been increasing in recent years since their low point during the housing market turmoil, though the increase has not always been consistent.

Figure 4. Existing Home Sales
Seasonally adjusted annual rate; in thousands

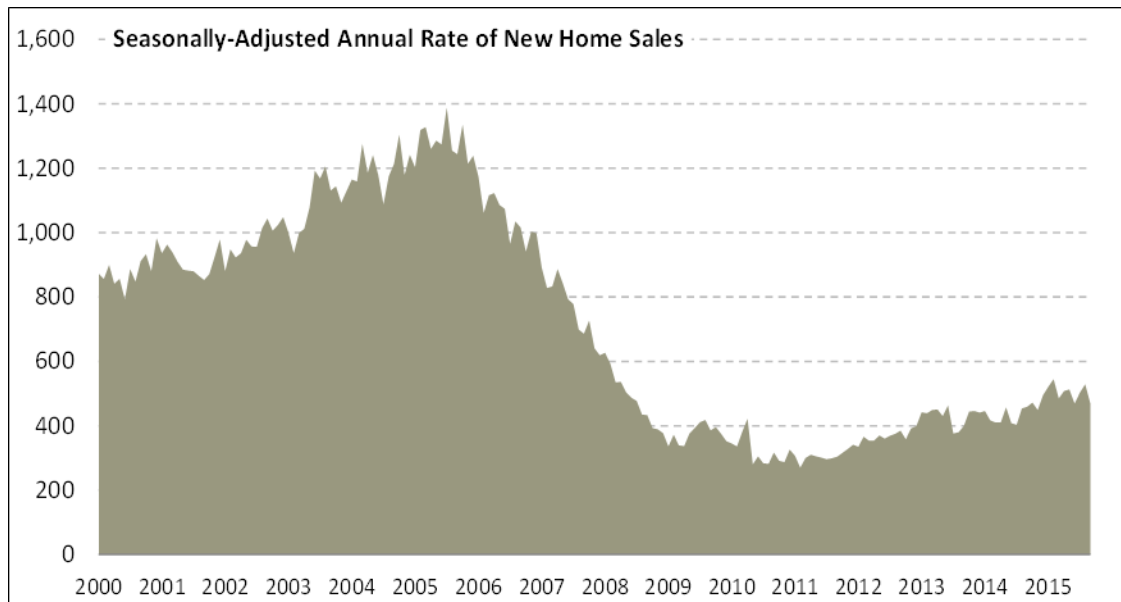


Source: Figure created by CRS using data from Federal Reserve Bank of St. Louis FRED Economic Data, <https://research.stlouisfed.org/fred2/>.

Notes: The seasonally adjusted annual rate is the number of existing homes that would be sold if the number of existing homes sold in that month (on a seasonally adjusted basis) were extrapolated over an entire year.

Figure 5 shows the seasonally adjusted annual rate of *new* home sales for each month from January 2000 through June 2015. Though the number of new home sales has begun to increase somewhat, with the rate being estimated at over 500,000 for most of 2015, new home sales remain well below the levels seen in the early 2000s, when they tended to be between 800,000 and 1 million per year.

Figure 5. New Home Sales
Seasonally adjusted annual rate; in thousands



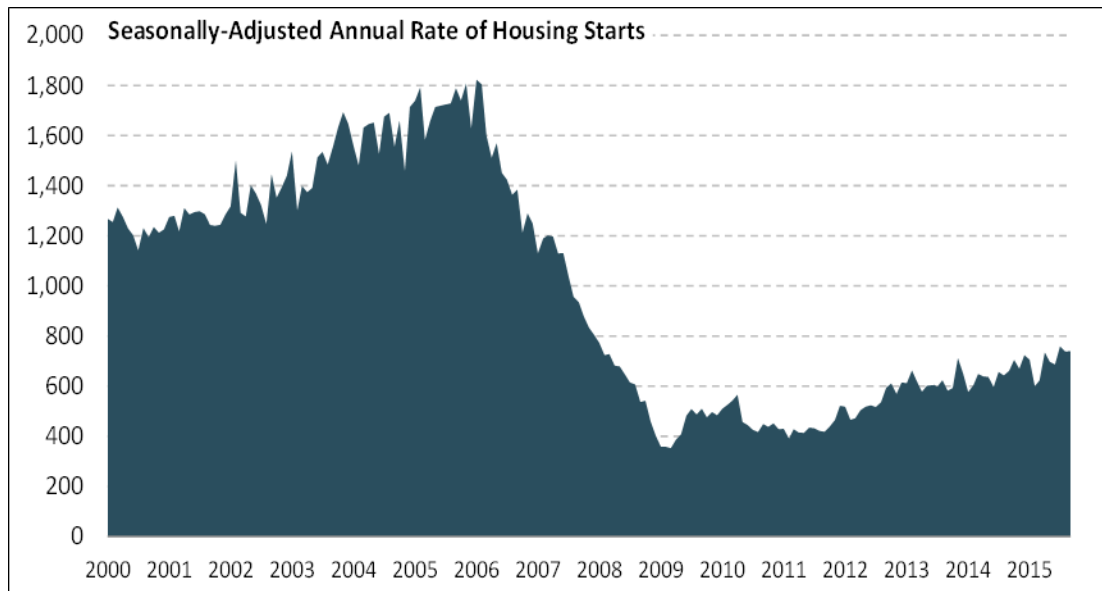
Source: Figure created by CRS based on data from the U.S. Census Bureau, *New Residential Sales Historical Data, Houses Sold (Monthly)*, https://www.census.gov/construction/nrs/historical_data/index.html.

Notes: The seasonally adjusted annual rate is the number of new homes that would be sold if the number of new homes sold in that month (on a seasonally adjusted basis) were extrapolated over an entire year.

Housing Starts

Housing starts for single-family homes also fell during the housing market turmoil, reflecting decreased home purchase demand. Nevertheless, as housing markets have started to stabilize, there have been signs that housing starts are also beginning to increase. As shown in **Figure 6**, the seasonally adjusted annual rate of housing starts in one-unit residential buildings was generally between 1.2 million and 1.8 million each month from 2000 through 2007. Since that time, however, it fell to a rate of between 400,000 and 600,000 per year until about 2013. Housing starts are currently trending upward, and have been close to or exceeded a seasonally adjusted annual rate of over 700,000 in several months in 2015. However, they remain well below the levels seen throughout the 1990s and early 2000s.

Figure 6. Housing Starts
Seasonally adjusted annual rate; in thousands



Source: Figure created by CRS using data from the U.S. Census Bureau, New Residential Construction Historical Data, http://www.census.gov/construction/nrc/historical_data/.

Notes: Figure reflects starts in one-unit structures only.

The Home Mortgage Market

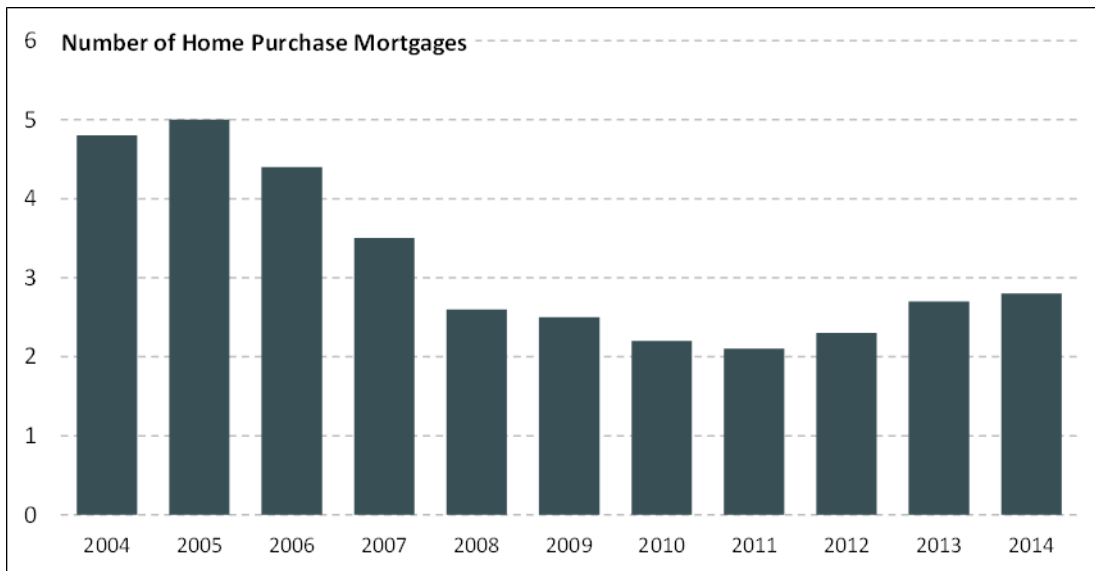
Most homeowners take out a mortgage to purchase a home. Therefore, owner-occupied housing markets are closely linked to the mortgage market (though they are not the same). The ability of prospective homebuyers to obtain mortgages impacts the demand for homes.

Home Purchase Mortgage Originations

As shown in **Figure 7**, in recent years the number of mortgages originated for home purchases (as opposed to mortgages to refinance a home) has been relatively low. While close to 5 million home purchase mortgages were originated in 2004, that number fell to 2.5 million in 2008 and 2.1 million in 2011. In 2014, there were about 2.8 million home purchase mortgage originations, a slight increase from 2.7 million in 2013.⁴

⁴ The overall number of mortgages originated in 2014 decreased due to a decrease in refinancing activity. The number of refinance mortgages reached as high as 6 million in 2012 as many homeowners took advantage of the low interest rate environment to refinance their mortgages at low interest rates. The number of refinance mortgages fell to 4 million in 2013 and 2 million in 2014. This is likely because the majority of homeowners who could benefit from refinancing had already done so.

Figure 7. Home Purchase Mortgage Originations
Millions of mortgages



Source: Figure created by CRS based on Home Mortgage Disclosure Act (HMDA) data.

Notes: Figure includes first-lien, owner-occupied home purchase mortgages only.

There are several possible reasons why home purchase mortgage originations, and home sales in general, may not be increasing more quickly. Economic pressures could be affecting both the supply of homes on the market and demand for those homes. For example, some current homeowners may be unwilling to sell their homes due to negative equity or other reasons, leading to lower numbers of homes for sale in many markets.⁵ Stagnant or declining incomes and factors such as rising student loan debt may be depressing the demand for home purchases, particularly among younger households who would traditionally be first-time homebuyers.⁶

Demographic trends may also be playing a role. As the baby boomer generation ages, fewer households may be seeking to move since older households tend to move less frequently than younger households.⁷ At the same time, younger households, who traditionally make up a large share of first-time homebuyers, appear to be waiting longer to purchase homes. While this could be partly due to economic pressures, younger households are also more likely to delay major life events, such as marriage, compared to previous generations. This could also contribute to some households waiting longer to purchase a home.⁸

Additionally, many observers argue that mortgage credit is unusually tight—that is, it is too difficult for many households that would like to buy homes to get a mortgage to finance the purchase. This is discussed further in the next subsection.

⁵ For example, see Joint Center for Housing Studies, *The State of the Nation's Housing 2015*, p. 8.

⁶ For example, see Joint Center for Housing Studies, *The State of the Nation's Housing 2015*, p. 21.

⁷ For example, see Joint Center for Housing Studies, *The State of the Nation's Housing 2015*, p. 9.

⁸ For example, see Joint Center for Housing Studies, *The State of the Nation's Housing 2015*, p. 21.

Mortgage Credit Access

Some prospective homebuyers may find themselves unable to obtain mortgages due to their credit histories, the cost of obtaining a mortgage (such as down payments and closing costs), or other factors. In general, it is beneficial to the housing market when creditworthy homebuyers are able to obtain mortgages to purchase homes. However, access to mortgages must be balanced against the risk of offering mortgages to people who will not be willing or able to repay the money they borrowed. Striking the right balance of credit access and risk management, and the question of who is considered to be “creditworthy,” continue to be subjects of ongoing debate.

A variety of organizations attempt to measure the availability of mortgage credit. While their methods vary, many experts agree that mortgage credit is tighter than it was in the years prior to the housing bubble and subsequent housing market turmoil. In particular, researchers note that a higher proportion of loans are made to the highest credit quality borrowers and that the mortgage market is taking on less default risk than it did in the years that preceded the looser credit standards of the housing bubble.⁹ However, some also argue that mortgage credit is not too tight and note that FHA, in particular, continues to serve lower credit quality borrowers.¹⁰

Interest Rates

Relatively low numbers of mortgage originations have persisted despite continued low mortgage interest rates. As shown in **Figure 8**, the average interest rate on a 30-year fixed-rate mortgage has been under 5% since May 2010 and was under 4% for most of 2012 and the first half of 2013.¹¹ Interest rates started to rise slowly in the second half of 2013 but generally remained below 4.5%. Since then, interest rates have again declined and have been below 4% for much of 2015.

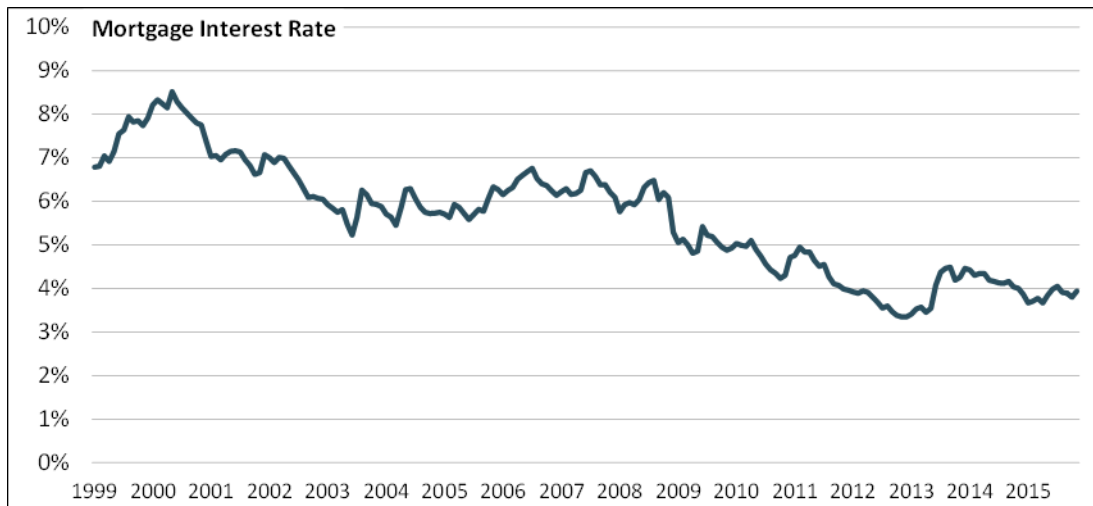
⁹ For example, see Laurie Goodman, Jun Zhu, and Taz George, *The Impact of Tight Credit Standards on 2009-13 Lending*, April 2015, Urban Institute Housing Finance Policy Center, <http://www.urban.org/sites/default/files/alfresco/publication-pdfs/2000165-The-Impact-of-Tight-Credit-Standards-on-2009-13-Lending.pdf>; Bing Bai, Wei Li, and Laurie Goodman, *The Credit Box Shows Early Signs of Loosening: Evidence from the Latest HCAI Update*, Urban Institute Housing Finance Policy Center, July 2015, <http://www.urban.org/sites/default/files/alfresco/publication-pdfs/2000311-The-Credit-Box-Shows-Early-Signs-of-Loosening.pdf>; and Mark Fleming, “Goldilocks and the Three Credit Bears,” CoreLogic Insights blog post, October 2014, <http://www.corelogic.com/blog/authors/mark-fleming/2014/10/goldilocks-and-the-three-credit-bears.aspx#.Vieyld9nVY>.

¹⁰ For example, see Stephen D. Oliner, “The myth that mortgage credit is really tight,” American Enterprise Institute, blog post, April 29, 2015, <https://www.aei.org/publication/the-myth-that-mortgage-credit-is-really-tight/>.

¹¹ Interest rates are from Freddie Mac’s Primary Mortgage Market Survey, which reports average interest rates on a weekly basis based on a survey of lenders. The interest rates reported assume that the mortgage is a prime mortgage with an 80% loan-to-value ratio that meets Fannie Mae’s and Freddie Mac’s standards and is not government-insured. Actual interest rates charged to specific borrowers will depend on a variety of borrower and mortgage characteristics. For more information on the Primary Mortgage Market Survey, see Freddie Mac’s website at <http://www.freddie.mac.com/pmms/abtpmms.htm#8>.

Figure 8. Mortgage Interest Rates

January 1999–November 2015



Source: Figure created by CRS based on data from Freddie Mac's Primary Mortgage Market Survey, 30-Year Fixed Rate Historic Tables, available at <http://www.freddiemac.com/pmms/>.

To the extent that interest rates eventually begin to rise in a more sustained way, it may have implications for mortgage affordability, particularly when combined with rising house prices and, in some cases, higher mortgage insurance fees. Rising interest rates could also deter some existing homeowners from selling their homes, because any new mortgages these homeowners obtained would likely have higher interest rates than what they are currently paying.

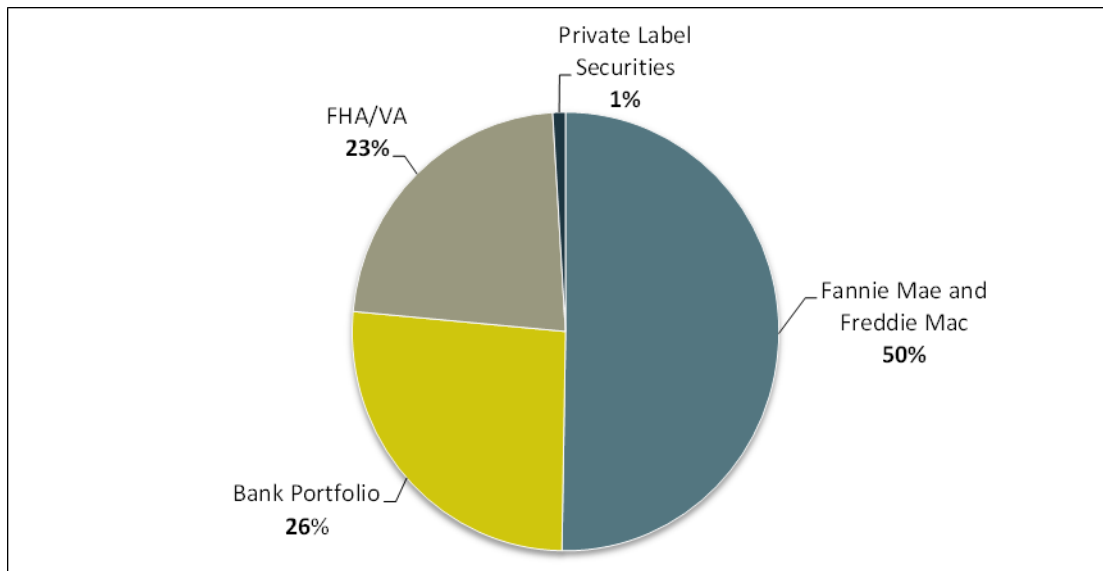
Mortgage Market Composition

When a lender originates a mortgage, it can choose to hold that mortgage in its own portfolio, sell it to a private company, or sell it to Fannie Mae or Freddie Mac, two congressionally chartered government-sponsored enterprises (GSEs). Furthermore, a mortgage might be insured by a federal government agency, such as the Federal Housing Administration (FHA) or the Department of Veterans Affairs (VA). In the years after the housing bubble burst, there was an increase in the share of mortgages with some federal backing (either mortgage insurance from a government agency or a guarantee from Fannie Mae or Freddie Mac), leading some to worry about increased government exposure to risk and a lack of private capital for mortgages.

As shown in **Figure 9**, nearly three-quarters of mortgages originated in the first half of 2015 were either guaranteed by a federal agency such as FHA or VA (23%) or backed by Fannie Mae or Freddie Mac (50%). Over one-quarter of mortgages originated were held in bank portfolios, while only about 1% were securitized in the private market. The share of mortgages insured by a federal agency or guaranteed by Fannie Mae or Freddie Mac has fallen from a high of nearly 90% in 2009. Nevertheless, the share of mortgages with federal mortgage insurance or a Fannie or Freddie guarantee remains elevated compared to the 2002–2007 period, when FHA and VA mortgages constituted a very small share of the mortgage market and the GSE share ranged from about 30% to 50%.¹²

¹² Urban Institute Housing Finance Policy Center, *Housing Finance At a Glance: A Monthly Chartbook*, October 2015, p. 8, <http://www.urban.org/sites/default/files/alfresco/publication-pdfs/2000480-Housing-Finance-At-A-Glance-A-Monthly-Chartbook-October-2015.pdf>.

Figure 9. Share of Mortgage Originations by Type
Q1 and Q2 2015



Source: Figure created by CRS based on Inside Mortgage Finance data as reported in Urban Institute, Housing Finance Policy Center, *Housing Finance At a Glance, October 2015*, p. 8.

Notes: Figure shows share of first-lien mortgage originations.

Rental Housing Markets

In the years since the housing market turmoil began, the homeownership rate has decreased while the percentage of households who rent their homes has correspondingly increased. Although the supply of rental housing has also increased, both through new construction and as some formerly owner-occupied homes are converted to rentals, in many markets the rise in the number of renters has increased competition for rental housing and pushed up rents. This, in turn, has resulted in more renter households being cost-burdened, defined as paying more than 30% of income toward housing costs.

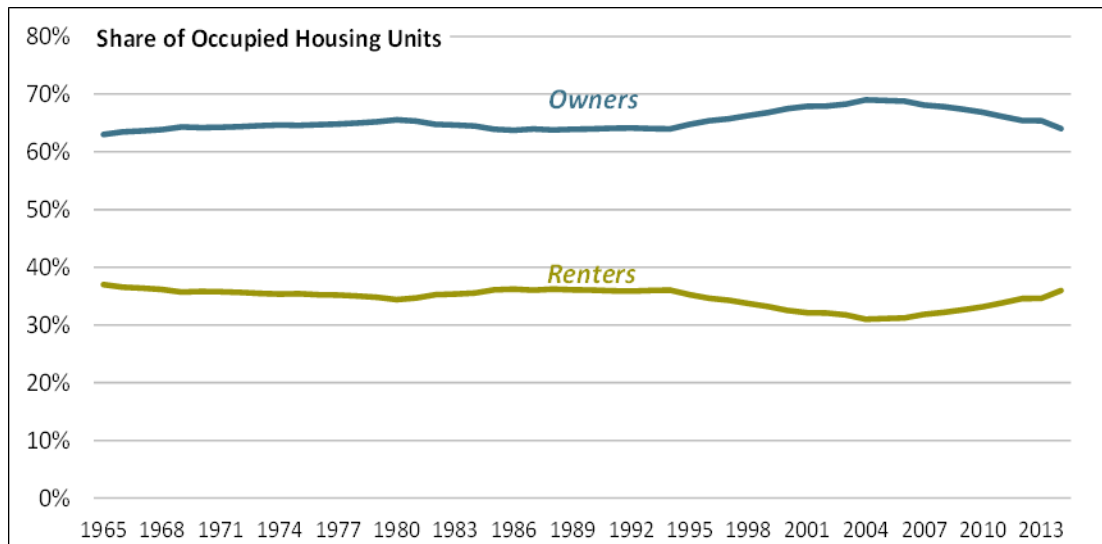
Increasing Share of Renters

As shown in **Figure 10**, the share of renters has been increasing in recent years, reaching 35.5% of all occupied housing units in 2014. This was the highest share of renters since the early 1990s. The homeownership rate has correspondingly decreased, falling from a high of 69% in 2004 to 64.5% in 2014.¹³

¹³ U.S. Census Bureau, Housing Vacancies and Homeownership Annual Statistics: 2014, Table 14, "Homeownership Rates by Area," <http://www.census.gov/housing/hvs/data/ann14ind.html>.

Figure 10. Rental and Homeownership Rates

1965-2014



Source: Figure prepared by CRS based on data adapted from U.S. Census Bureau, Annual Housing Vacancy and Homeownership Survey, Table 14, "Homeownership Rates for the U.S. and Regions: 1965 to Present."

As of the third quarter of 2015, the share of renters is continuing to increase, reaching about 36.3%.¹⁴ The overall number of renter households has been increasing as well. In 2014, there were over 41 million occupied rental housing units, compared to 40 million in 2013 and fewer than 36 million in 2008.¹⁵

Vacancy Rates

In general, the increase in renters has led to a decrease in rental vacancy rates in many, though not all, areas of the country.¹⁶ This has been the case in many areas even though the supply of rental housing has been increasing through both new multifamily construction and the conversion of some previously owner-occupied single-family units to rental housing.¹⁷ In many cases, the increase in the rental housing supply has not kept up with the increase in rental housing demand.

As shown in **Figure 11**, on a national basis the rental vacancy rate was over 10% in most quarters from 2008 through 2010. Since then, the rate has steadily declined, reaching about 8% at the end of 2013 and 7% at the end of 2014. In the second quarter of 2015, the rate was 7.3%.¹⁸

¹⁴ U.S. Census Bureau, Housing Vacancies and Homeownership, Second Quarter 2015, Table 5, "Homeownership Rates for the United States: 1968 to 2015," <http://www.census.gov/housing/hvs/data/q215ind.html>. The Census data show a homeownership rate of 63.7% in the third quarter of 2015, which in turn means that 36.3% of occupied housing units are occupied by renters.

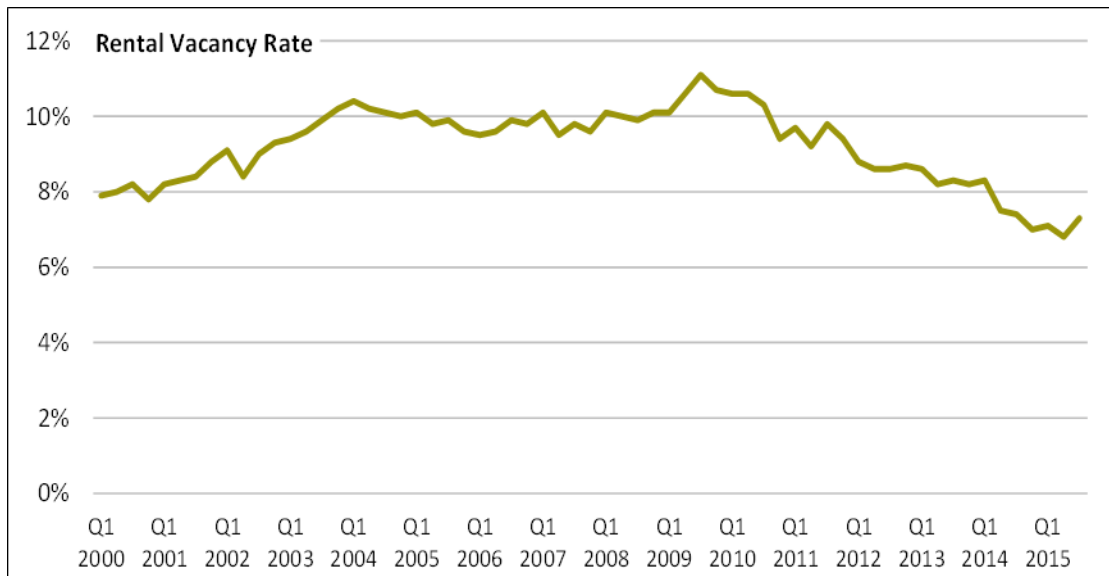
¹⁵ U.S. Census Bureau, Housing Vacancies and Homeownership, Table 7, "Estimates of the Total Housing Inventory for the United States: 1965 to Present," <http://www.census.gov/housing/hvs/data/histtabs.html>.

¹⁶ For example, see Zillow Real Estate Research, "Rental Vacancy: No Rooms for Rent," March 11, 2015, <http://www.zillow.com/research/falling-rental-vacancy-9086/>.

¹⁷ Joint Center for Housing Studies, *State of the Nation's Housing 2015*, pp. 26-27.

¹⁸ U.S. Census Bureau, Housing Vacancies and Homeownership, Historical Tables, Table 1, "Quarterly Rental Vacancy Rates: 1956 to Present," <http://www.census.gov/housing/hvs/data/histtabs.html>.

Figure 11. Rental Vacancy Rates
Q1 2000-Q3 2015



Source: Figure created by CRS based on data from U.S. Census Bureau, Housing Vacancies and Homeownership Historical Tables, Table I, "Quarterly Rental Vacancy Rates: 1956 to Present," <http://www.census.gov/housing/hvs/data/histtabs.html>.

Rental Housing Affordability

Decreasing vacancy rates tend to lead to an increase in rents. Harvard University's Joint Center for Housing Studies reports that rents increased in most metropolitan areas in 2014, though the increases were most pronounced in the South and the West, and that rent increases outpaced inflation increases.¹⁹ Rising rents can contribute to housing affordability problems, particularly for households with lower incomes.

Under one common definition, housing is considered to be affordable if a household is paying no more than 30% of its income in housing costs. Under this definition, households that pay more than 30% are considered to be cost-burdened, and those that pay more than 50% are considered to be severely cost-burdened.

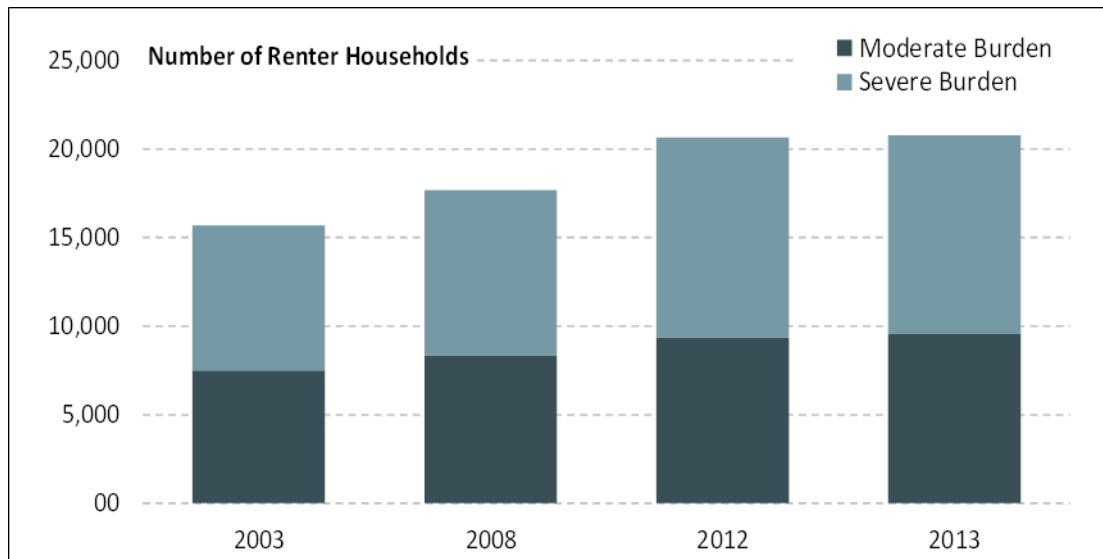
According to the Joint Center for Housing Studies, citing American Community Survey data, the overall number of cost-burdened households decreased in 2013 (the most recent data available) to 39.6 million, compared to 40.9 million a year earlier. However, the number of cost-burdened renter households increased slightly, to 20.8 million from 20.6 million, or close to half of all households that rent.²⁰ Not surprisingly, cost burdens are more common among lower-income households. Minority households are more likely to be cost-burdened, and affordability problems are particularly prevalent in higher-cost housing markets. **Figure 12** shows the number of renter households with moderate or severe cost burdens in 2013 and selected previous years.

¹⁹ Joint Center for Housing Studies, *The State of the Nation's Housing 2015*, p. 28.

²⁰ Joint Center for Housing Studies, *The State of the Nation's Housing 2015*, pp. 30 and 37.

Figure 12. Cost-Burdened Renter Households

Thousands of households



Source: Figure created by CRS based on data in Joint Center for Housing Studies, *State of the Nation's Housing 2015*, Appendix Tables, <http://jchs.harvard.edu/research/publications/state-nations-housing-2015>.

Furthermore, according to HUD, 7.7 million renters were considered to have “worst-case housing needs” in 2013 (the most recent data available).²¹ Households with worst-case housing needs are defined as renters with incomes at or below 50% of area median income who do not receive federal housing assistance and who pay more than half of their incomes for rent, live in severely inadequate conditions, or both.²² The 7.7 million households with worst-case housing needs in 2013 was a decrease from 8.5 million in 2011, but it was 30% higher than the 6 million households with worst-case housing needs in 2007.²³

Assisted Housing Issues

A number of the housing issues that the 114th Congress has been considering have to do with federally assisted housing programs that are intended to provide affordable housing for eligible lower-income households. Most federal housing programs are administered by HUD.

²¹ U.S. Department of Housing and Urban Development, Office of Policy Development and Research, *Worst Case Housing Needs 2015 Report to Congress*, April 2015, p. vii, http://www.huduser.org/portal/Publications/pdf/WorstCaseNeeds_2015.pdf.

²² Most households experiencing worst case housing needs are severely cost-burdened (97%). Three percent do not experience severe cost burdens but live in housing that is physically inadequate, while 3.5% of households with worst-case housing needs experience both severe cost burdens and physically inadequate housing. See U.S. Department of Housing and Urban Development, Office of Policy Development and Research, *Worst Case Housing Needs 2015 Report to Congress*, pp. 2-3.

²³ U.S. Department of Housing and Urban Development, Office of Policy Development and Research, *Worst Case Housing Needs 2015 Report to Congress*, April 2015, p. 1, http://www.huduser.org/portal/Publications/pdf/WorstCaseNeeds_2015.pdf.

HUD's 50th Anniversary

HUD was created as a Cabinet-level agency by the Housing and Urban Development Act of 1965, which was signed into law by President Lyndon B. Johnson on September 9, 1965. HUD,²⁴ stakeholders,²⁵ researchers,²⁶ the press,²⁷ and Members of Congress²⁸ have taken the opportunity of HUD's 50th anniversary to reflect on and assess the function of the department to-date and to consider its role in the future. In honor of the anniversary, the Chairman of the House Financial Services Committee put out a call for "all interested advocates, organizations, and ordinary citizens to join the effort to modernize the delivery of federal housing assistance and submit their ideas on how to restructure and rebuild HUD for today's generation."²⁹ Subsequently, the committee held a hearing entitled "The Future of Housing in America: 50 Years of HUD and its Impact on Federal Housing Policy."³⁰

Appropriations for Housing Assistance Programs

Concern in Congress about federal budget deficits has led to increased interest in reducing the amount of discretionary funding provided each year through the annual appropriations process. The desire to limit discretionary spending has implications for HUD's budget, the largest source of funding for direct housing assistance, because it is made up almost entirely of discretionary appropriations.

More than three-quarters of HUD's appropriations are devoted to three programs: the Section 8 Housing Choice Voucher (HCV) program, Section 8 project-based rental assistance, and the public housing program. Funding for Section 8 vouchers makes up the largest share of HUD's budget, accounting for nearly half. The cost of the Section 8 voucher program has been growing in recent years. This is in part because Congress has created more vouchers each year over the past several years (largely to replace units lost to the affordable housing stock in other assisted housing programs or to provide targeted assistance for homeless veterans), and in part because the cost of renewing individual vouchers has been rising as gaps between low-income tenants' incomes and rents in the market have been growing.³¹

²⁴ HUD has established a website devoted to the anniversary at <http://hud50.hud.gov/>.

²⁵ For example, see the Urban Institute symposium, *Opportunity in Urban America: Secretary Castro, City Leaders, and Urban Experts in Conversation on the Next 50 Years for HUD*, June 15, 2015, <http://www.urban.org/events/opportunity-urban-america>.

²⁶ For example, see HUD, "HUD at 50: Creating Pathways to Opportunity," October 2015, available at <http://www.huduser.gov/hud50th/HUDat50Book.pdf>.

²⁷ For example, see Brentin Mock, *Judging 50 Years of HUD Policy*, from *The Atlantic Citylab*, September 10, 2015, <http://www.citylab.com/housing/2015/09/judging-50-years-of-hud-policies/404524/>.

²⁸ For example, see statements from the Chair and Ranking Member of the House Financial Services Committee, available at <http://financialservices.house.gov/news/email/show.aspx?ID=EDYQM7V4NSLBZMGACQYP6NPRG4> and <http://democrats.financialservices.house.gov/news/documentsingle.aspx?DocumentID=399290>.

²⁹ House Financial Services Committee, *Hensarling Urges Public to Offer Ideas on Poverty and Housing Affordability*, press release, September 11, 2015, <http://financialservices.house.gov/news/email/show.aspx?ID=EDYQM7V4NSLBZMGACQYP6NPRG4>

³⁰ U.S. Congress, House Committee on Financial Services, *The Future of Housing in America: 50 Years of HUD and its impact on Federal Housing Policy*, 114th Cong., 1st sess., October 22, 2015.

³¹ For more information about how these factors are driving cost growth in the Section 8 Housing Choice Voucher program, see U.S. Government Accountability Office (GAO), *Housing Choice Vouchers: Options Exist to Increase Program Efficiencies*, GAO-12-2003, March 19, 2012, <http://www.gao.gov/products/GAO-12-300>.

The cost of Section 8 project-based rental assistance has also been growing in recent years as more and more long-term rental assistance contracts on older properties expire and are renewed, requiring new appropriations.³² Public housing, the third-largest expense in HUD's budget, has, arguably, been underfunded (based on studies undertaken by HUD of what it should cost to operate and maintain public housing)³³ for many years. As a result, there is regular pressure from low-income housing advocates and others to increase funding for public housing.

In a budget environment featuring limits on discretionary spending, the pressure to provide more funding for HUD's largest programs must be balanced against the pressure from states, localities, and advocates to maintain or increase funding for other HUD programs, such as the Community Development Block Grant (CDBG) program, grants for homelessness assistance, and funding for Native American housing.

Further, HUD's funding needs must be considered in the context of those for the Department of Transportation (DOT). Funding levels for both departments are determined by the Transportation, HUD, and Related Agencies (THUD) appropriations subcommittee, generally in a bill by the same name. While HUD's budget is generally smaller than DOT's, it makes up the largest share of the discretionary funding in the THUD appropriations bill each year because the majority of DOT's budget is made up of mandatory funding.

All of these considerations may influence the 114th Congress's consideration of HUD appropriations.

For more information about HUD appropriations, see the CRS Issues Before Congress website, "Transportation, HUD, and Related Agencies' Appropriations."³⁴

Assisted Housing Reform Proposals

Over most of the past 10 years, Congress has considered reforms to the nation's largest direct housing assistance programs: the Section 8 Housing Choice Voucher, Section 8 project-based rental assistance, and public housing programs. These programs combined serve approximately 4.5 million families, including families headed by individuals who are elderly or have disabilities, as well as families with and without children. The majority of the proposed reforms are aimed at streamlining administration of the programs, although some have been farther reaching than others. Recent reform proposals, including those considered but not enacted in the 111th and 112th Congresses, have included a number of fairly noncontroversial administrative provisions, along with others that have proved more controversial.

The Section 8 Housing Choice Voucher program is HUD's largest direct housing assistance program for low-income families, both in terms of the number of families it serves (over 2 million) and the amount of money it costs (over \$19 billion in FY2015, over 40% of HUD's appropriation). The program is administered at the local level, by public housing authorities (PHAs), and provides vouchers—portable rental subsidies—to very low-income families. They

³² For more information about the Section 8 project-based rental assistance program, see CRS Report RL32284, *An Overview of the Section 8 Housing Programs: Housing Choice Vouchers and Project-Based Rental Assistance*, by (name redacted) .

³³ For example, see Meryl Finkel et. al., "Capital Needs in the Public Housing Program: Revised Final Report," prepared for the Department of Housing and Urban Development, November 24, 2010, http://portal.hud.gov/hudportal/documents/huddoc?id=PH_Capital_Needs.pdf.

³⁴ The "Transportation, HUD, and Related Agencies Appropriations" Issue Before Congress website is at <http://crs.gov/pages/subissue.aspx?cliid=2351&parentid=73&preview=False>.

can use the vouchers to reduce their rents in the private market units of their choice (subject to certain cost limits). The program has been criticized for, among other issues, its administrative complexity—particularly income eligibility and rent policies—and growing cost.³⁵

Project-based rental assistance involves contracts between HUD and private property owners for over 1 million units of affordable housing. Under the terms of those contracts, the property owners receive federal subsidies in exchange for agreeing to lease their units at affordable rents to eligible low-income tenants. Recent reform proposals have called for similar administrative streamlining (involving income eligibility and rent policies) as well as incentives to encourage owners to continue to participate in the program, and enhanced protections for tenants when owners exit the program.

The public housing program has existed longer than either Section 8 program but is now smaller in size, with approximately 1 million units of low-rent public housing available to eligible low-income tenants. Public housing is owned by the same local PHAs that administer the Section 8 voucher program and those PHAs receive annual operating and capital funding from Congress through HUD. Much of the public housing stock is old and in need of capital repairs. According to the most recent study conducted by HUD, addressing the outstanding physical needs of the public housing stock would cost nearly \$26 billion.³⁶ The amount Congress typically provides in annual appropriations for capital needs has not been sufficient to address that backlog. In response, PHAs have increasingly relied on other sources of financing, particularly private market loans, to meet the capital needs of their housing stock, including by converting their public housing properties to Section 8 assistance through the Rental Assistance Demonstration.³⁷ Like the two Section 8 programs, the public housing program has been criticized for being overly complex and burdensome to administer, especially in light of recent funding reductions.

Recent reform proposals have included changes to the income eligibility and rent determination process for all three programs, designed to make it less complicated, and changes to the physical inspection process in the voucher program to give PHAs more options for reducing the frequency of inspections and increasing sanctions for failed inspections. Recent reform proposals have also sought to modify and expand the Moving to Work (MTW) demonstration, which permits a selected group of PHAs to seek waivers of most federal rules and regulations governing the Section 8 voucher program and the public housing program. The future of MTW and whether it should be expanded has proven to be one of the more controversial elements of assisted housing reform.

No major reform legislation was considered in the 113th Congress. However, the President requested, in his annual budget submissions, that Congress enact several of the less controversial administrative reforms (e.g., those related to income calculation and verification) as part of the annual appropriations acts. The FY2014 Omnibus funding measure (P.L. 113-76) and the FY2015

³⁵ U.S. Government Accountability Office (GAO), *Housing Choice Vouchers: Options Exist to Increase Program Efficiencies*, GAO-12-2003, March 19, 2012, <http://www.gao.gov/products/GAO-12-300>.

³⁶ Meryl Finkel et. al., “Capital Needs in the Public Housing Program: Revised Final Report,” prepared for the Department of Housing and Urban Development, November 24, 2010, http://portal.hud.gov/hudportal/documents/huddoc?id=PH_Capital_Needs.pdf.

³⁷ The Rental Assistance Demonstration (RAD) was created by the FY2012 HUD appropriations law (P.L. 112-55), and modified and extended by the FY2015 HUD appropriations law (P.L. 113-76). For more information about RAD, see <http://portal.hud.gov/hudportal/HUD?src=/RAD>.

HUD appropriations law (P.L. 113-235) included several of the requested administrative reforms.³⁸

Early in the 114th Congress, several relatively noncontroversial administrative reform bills were approved by the House, including the Tenant Income Verification Relief Act of 2015 (H.R. 233), which would allow PHAs and owners of federally assisted housing to recertify fixed-income families' incomes only once every three years instead of annually; and the Preservation Enhancement and Savings Opportunity Act of 2015 (H.R. 2482), which would allow the owners of certain Section 8 project-based rental assistance properties to access property reserves, subject to certain limitations. Several of these bills were enacted into law as part of the Surface Transportation Reauthorization and Reform Act of 2015 (P.L. 114-94).³⁹

Additionally, the Chairman of the Housing and Insurance Subcommittee of the House Financial Services Committee introduced the Housing Opportunity through Modernization Act of 2015 (H.R. 3700), which has been co-sponsored by the ranking Member of the subcommittee. It includes a number of reforms related to administrative streamlining—including changes to income definition and review policies for all three primary assisted housing programs, changes to Section 8 voucher inspection procedures, and increased flexibility in public housing funding—that are similar to consensus provisions from earlier reform bills, among other provisions. It does not include some of the more controversial provisions from prior reform bills, such as an expansion of the MTW demonstration. It was approved unanimously by the House on February 2, 2016. For more information on H.R. 3700, see CRS Report R44358, *Housing Opportunity Through Modernization Act (H.R. 3700)*, by (name redacted), (name redacted), and (name redacted)

Native American Housing Assistance and Self-Determination Act Reauthorization

The Native American Housing Block Grant (NAHBG) is the main federal program that provides housing assistance to Native American tribes and Alaska Native villages. It provides formula funding to tribes to use for a range of affordable housing activities that benefit low-income Native Americans or Alaska Natives living in tribal areas. The NAHBG is authorized by the Native American Housing Assistance and Self-Determination Act of 1996 (NAHASDA), which reorganized the federal system of housing assistance for tribes while recognizing the rights of tribal self-governance and self-determination. The most recent authorization for most NAHASDA programs expired at the end of FY2013, although these programs have continued to be funded through annual appropriations laws.

Although the 113th Congress considered reauthorization legislation, none was enacted. In the 114th Congress, both the House and the Senate have been considering NAHASDA reauthorization bills. The House passed a NAHASDA reauthorization bill (H.R. 360) in March 2015, while in the Senate a different bill (S. 710) has been reported out of committee.

³⁸ Provisions in the FY2014 law included the establishment of flat rents for public housing (Division L, Title II, Section 210), the redefinition of “public housing authority” to include consortia (Division L, Title II, Section 212), the modification of Section 8 voucher inspection requirements (Division L, Title II, Section 220), the redefinition of “extremely low-income” (Division L, Title II, Section 238), and the modification of utility allowances for Section 8 voucher holders (Division L, Title II, Section 242). The FY2015 law included provisions modifying and extending the Rental Assistance Demonstration (Division K, Title II, Section 234) and making adjustments to the flat rent policy established in FY2014 (Division K, Title II, Section 238).

³⁹ See Title LXXVII, Title LXXVIII, Title LXXIX and Title LXXXI.

Among other things, both H.R. 360 and S. 710 would reauthorize the NAHBG and the Native Hawaiian Housing Block Grant, which provides housing assistance to low-income Native Hawaiians, as well as two home loan guarantee programs that benefit Native Americans and Native Hawaiians, respectively. Both bills would also make some changes to NAHBG program requirements, authorize a demonstration program intended to increase private financing for housing activities in tribal areas, and authorize a program to provide housing vouchers and supportive services for Native American veterans who are homeless or at risk of homelessness.⁴⁰ In response to concerns about certain tribes not spending their NAHBG funds in a timely fashion, both bills also include a provision to reduce funding to tribes with annual allocations of \$5 million or more who have large balances of unexpended NAHBG funds. (The vast majority of tribes receive annual allocations below \$5 million.)

Although the House and the Senate bills are similar in many ways and address many of the same issues, they are not identical. Each bill contains some provisions not included in the other, and in some cases the bills address the same issue in different ways. Furthermore, while tribes and Congress are generally supportive of NAHASDA, there has been some disagreement in Congress over specific provisions or policy proposals that have been included in reauthorization bills.

For more information on NAHASDA and the NAHBG in general, see CRS Report R43307, *The Native American Housing Assistance and Self-Determination Act of 1996 (NAHASDA): Background and Funding*, by (name redacted).⁴¹ For more information on reauthorization efforts, see CRS Report R44261, *The Native American Housing Assistance and Self-Determination Act (NAHASDA): Issues and Reauthorization Legislation in the 114th Congress*, by (name redacted).

Funding for the Housing Trust Fund and Capital Magnet Fund

In 2008, Congress established two new affordable housing funds in the Housing and Economic Recovery Act (HERA, P.L. 110-289):

- The **Housing Trust Fund** is a HUD program that is intended to provide dedicated federal funding for affordable housing activities, with a focus on the production of rental housing for very low- and extremely low-income households. The funding would be provided to states via formula.
- The **Capital Magnet Fund** is a Treasury program, administered by the Community Development Financial Institutions (CDFI) Fund, that is intended to provide competitive funding for affordable housing activities to CDFIs and other eligible nonprofit organizations.⁴¹ The Capital Magnet Fund can be used for a broader range of affordable housing activities than the Housing Trust Fund.

Rather than being funded through the annual appropriations process, the Housing Trust Fund and the Capital Magnet Fund were to be funded through contributions from Fannie Mae and Freddie Mac. However, Fannie Mae and Freddie Mac were placed into conservatorship in 2008 shortly after P.L. 110-289 was enacted, and their regulator suspended the contributions to the funds before they ever started.

⁴⁰ This program would be similar to the HUD-Veterans Affairs Supportive Housing (HUD-VASH) program administered by HUD and the Department of Veterans Affairs to assist homeless veterans. The FY2015 HUD appropriations law provided that a portion of FY2015 HUD-VASH funds be used for tribes. For more information on HUD-VASH, see CRS Report RL34024, *Veterans and Homelessness*, by (name redacted).

⁴¹ For more information on CDFIs and the CDFI Fund, see CRS Report R42770, *Community Development Financial Institutions (CDFI) Fund: Programs and Policy Issues*, by (name redacted).

To date, the Housing Trust Fund has never been funded. The Capital Magnet Fund was funded once, through a one-time discretionary appropriation in FY2010, and has not been funded since then. However, in December 2014 Fannie Mae's and Freddie Mac's regulator directed them to begin setting aside funds for the Housing Trust Fund and Capital Magnet Fund for the first time during 2015.⁴² The first contributions are scheduled to be transferred to the funds in early 2016, subject to certain conditions.

These affordable housing funds, particularly the Housing Trust Fund, have been controversial. Supporters argue that these funds are necessary to address a pressing need for an increased supply of affordable rental housing for the poorest households.⁴³ Supporters also argue that a benefit of these programs is that they would be funded outside of the annual appropriations process, meaning that they are less likely to compete with other housing programs for funding.⁴⁴ Critics raise a number of concerns, including arguing that these funds are duplicative of other housing programs and that providing funding outside of the appropriations process limits Congress's role in overseeing them.⁴⁵ Further, opponents argue that Fannie Mae and Freddie Mac should not be diverting funds to the Housing Trust Fund or Capital Magnet Fund while they remain in conservatorship, and that the programs could become "slush funds" for favored political groups despite limitations on the uses of funds.⁴⁶

Given these concerns, some Members of Congress have sought to stop Fannie Mae and Freddie Mac from funding the Housing Trust Fund and/or the Capital Magnet Fund. In the 114th Congress, the Pay Back the Taxpayers Act (H.R. 574) would prohibit Fannie Mae and Freddie Mac from contributing to either fund while Fannie and Freddie remain in conservatorship. Additionally, the FY2016 HUD appropriations bill that passed the House (H.R. 2577) would have diverted any funds intended for the Housing Trust Fund (but not the Capital Magnet Fund) in FY2016 to HUD's HOME program instead.⁴⁷ That provision was not included in the final FY2016 HUD appropriations law.

For more information on the Housing Trust Fund, see CRS Report R40781, *The Housing Trust Fund: Background and Issues*, by (name redacted)

Homeownership and Mortgage Finance Issues

Other issues that the 114th Congress has been considering are related to the housing finance system and the ability of households to obtain mortgages.

⁴² Federal Housing Finance Agency, "FHFA Statement on the Housing Trust Fund and Capital Magnet Fund," December 11, 2014, <http://www.fhfa.gov/Media/PublicAffairs/Pages/FHFA-Statement-on-the-Housing-Trust-Fund-and-Capital-Magnet-Fund.aspx>.

⁴³ For example, see U.S. Representative Keith Ellison, "Rep. Ellison Statement on National Housing Trust Fund and Capital Magnet Fund," press release, December 11, 2014, <https://ellison.house.gov/media-center/press-releases/rep-ellison-statement-on-national-housing-trust-fund-and-capital-magnet>.

⁴⁴ For example, see the National Low Income Housing Coalition, "About the National Housing Trust Fund," revised June 2015, http://nlihc.org/sites/default/files/01_NHTF_About_0615.pdf.

⁴⁵ For example, see the American Action Forum, "The Housing Trust Fund and Capital Magnet Fund: A Primer," by Andy Winkler, February 24, 2015, <http://americanactionforum.org/research/the-housing-trust-fund-and-capital-magnet-fund-a-primer>.

⁴⁶ For example, see U.S. Representative Ed Royce, "Rep. Royce Disappointed in FHFA Housing Trust Fund Decision," press release, December 11, 2014, <http://royce.house.gov/news/documentsingle.aspx?DocumentID=397623>.

⁴⁷ The HOME program is a flexible block grant that provides funds to states and eligible local governments to use for affordable housing activities that benefit low-income households. For more information, see CRS Report R40118, *An Overview of the HOME Investment Partnerships Program*, by (name redacted)

Fannie Mae and Freddie Mac

Fannie Mae and Freddie Mac are two government-sponsored enterprises (GSEs) that were created by Congress to support homeownership. By law, Fannie Mae and Freddie Mac cannot make mortgages; rather, they are restricted to purchasing mortgages that meet certain requirements from lenders.⁴⁸ Once the GSEs purchase a mortgage, they either package it with others into a mortgage-backed security (MBS), which they guarantee and sell to institutional investors, or retain it as a portfolio investment.

In 2008, during the housing and mortgage market turmoil, Fannie Mae and Freddie Mac entered voluntary conservatorship overseen by their regulator, the Federal Housing Finance Agency (FHFA). As part of the legal arrangements of this conservatorship, the Treasury Department contracted to purchase up to \$200 billion of new senior preferred stock from each of the GSEs. To date, Treasury has purchased a total of nearly \$188 billion of senior preferred stock from the two GSEs and has received a total of \$241 billion in dividends. Since June 2012, neither GSE has needed any additional support from Treasury, and both have paid quarterly stock dividends to Treasury. (Only in the third quarter of 2015 did one GSE [Freddie Mac] forego dividends because of losses.) These funds become general revenues.

Many policymakers agree on the need for comprehensive housing finance reform legislation that would transform or eliminate the GSEs' role in the housing finance system. While there is broad agreement on certain principles of housing finance reform—such as increasing the private sector's role in the mortgage market and maintaining access to affordable mortgages—there is much disagreement over the details. The 113th Congress considered, but did not enact, housing finance reform legislation.

There has been less movement toward comprehensive housing finance reform in the 114th Congress. However, the 114th Congress has been considering legislation that would make certain specific, more-targeted reforms to the GSEs. Some of these reforms would focus on the terms of the GSEs' conservatorship, while others would attempt to advance some of the larger goals of housing finance reform, such as increasing the role of private capital in the housing finance system. Specifically, legislation introduced in the 114th Congress would restrict the use of the GSEs' dividends paid to Treasury to offset other spending, prevent Treasury from disposing of the senior preferred stock without enabling legislation, and limit executive compensation at the GSEs. Proposed legislation would also mandate that the GSEs share mortgage risks with the private sector, and would encourage improvements to the secondary mortgage market through a common platform for mortgage securitization. Each of these issues are discussed in turn.

GSE Profits

When the GSEs purchase a mortgage, they charge the seller a fee for guaranteeing timely payment of principal and interest to the ultimate investor. Unless offset by reduced mortgage purchases or increased losses due to foreclosure, increasing guarantee fees increases GSE profits.⁴⁹ Under the terms of Treasury's support agreements, all profits from whatever sources⁵⁰—including those arising from increased guarantee fees—are paid as dividends to Treasury.

⁴⁸ One of the restrictions is that the mortgages must not exceed the conforming loan limit, which currently is \$417,000, except for certain high-cost areas where the limit cannot exceed \$625,500, and Alaska, Hawaii, Guam, and the U.S. Virgin Islands where the limit is set by statute at 150% of the nationwide limit (this limit is currently also \$625,500).

⁴⁹ The GSEs' profits can change for many other reasons such as changes in house prices. Scoring assumes that whatever these other profit changes are, they would be the same regardless of whether or not the legislation requiring a (continued...)

In recent years, Congress has sometimes used, or proposed to use, a portion of the increases to these fees as offsets for other types of government spending. In particular, the Temporary Payroll Tax Cut Continuation Act of 2011 (P.L. 112-78) directed FHFA to increase the GSEs' guarantee fees through 2021 and use the increase to offset the cost of extending the payroll tax cut. More recently, other bills have proposed extending the guarantee fee increase as a "pay for" to offset spending, though legislation that would do so has not been enacted.⁵¹ Some have opposed the use of GSE fees to fund other activities, arguing that raising fees unnecessarily increases costs for mortgage borrowers. Others have raised concerns that the ability to use GSE fees as offsets for other spending could reduce enthusiasm for broader housing finance reform.

The Financial Regulatory Improvement Act of 2015 (S. 1484)⁵² would prohibit the use of the GSEs' guarantee fees in scoring appropriations under the Congressional Budget Act of 1974 (P.L. 93-344).⁵³ The bill contains two exceptions. First, the fees could be scored if they result from the disposition of the senior preferred stock. Second, the fees could be scored if the proceeds are used to finance reforms of the secondary mortgage market.⁵⁴

Both FHFA Director Melvin L. Watt⁵⁵ and Fannie Mae President and CEO Timothy J. Mayopoulos⁵⁶ have said that the support agreement with Treasury requires Fannie Mae (and Freddie Mac) to reduce their capital buffer each year until the cushion is eliminated on January 1, 2018. After this date, any losses would require the GSEs to draw down support agreement funds at Treasury. Fannie Mae has \$117.6 billion⁵⁷ and Freddie Mac has \$140.5 billion⁵⁸ available to draw from Treasury under the support agreement.

Treasury to Hold Senior Preferred Stock Indefinitely

The Consolidated Appropriations Act, 2016 (P.L. 114-113) included provisions that restrict the Secretary of the Treasury from disposing of the senior preferred stock unless future legislation

(...continued)

higher guarantee fee is enacted.

⁵⁰ By law, the GSEs' businesses are limited to buying, selling, and holding mortgages.

⁵¹ H.R. 22 (the DRIVE Act, popularly called the highway bill) as passed by the House contained a guarantee fee increase, but the increase was not part of the final version that was signed into law as P.L. 114-94.

⁵² The version of the Financial Services and General Government Appropriations Act, 2016 (S. 1910) that was reported by the Senate Appropriations Committee contained similar GSE provisions as S. 1484, but unless otherwise specified these provisions were not included in the final FY2016 appropriations law.

⁵³ §702 of S. 1484, and §982 of S. 1910. The FY2016 budget resolution, S.Con.Res. 11, §2110, contains a similar prohibition on using increased GSE profits to pay for spending increases.

⁵⁴ If S. 1484 becomes law, subsequent legislation could modify these scoring rules.

⁵⁵ U.S. Federal Housing Finance Agency, "Prepared Remarks of Melvin L. Watt Director of FHFA at the Bipartisan Policy Center," press release, February 18, 2016, <http://www.fhfa.gov/Media/PublicAffairs/Pages/Prepared-Remarks-Melvin-Watt-at-BPC.aspx>.

⁵⁶ Timothy J. Mayopoulos, "Fannie Mae 2015 Fourth Quarter and Full Year Earnings Media Call," February 19, 2016, <http://www.fanniemae.com/resources/file/ir/pdf/quarterly-annual-results/2015/q42015-earnings-media-call-transcript.pdf>.

⁵⁷ Fannie Mae, "Fannie Mae Reports Net Income of \$2.0 Billion and Comprehensive Income of \$2.2 Billion for Third Quarter 2015," press release, November 5, 2015, p. 8, http://www.fanniemae.com/resources/file/ir/pdf/quarterly-annual-results/2015/q32015_release.pdf.

⁵⁸ Freddie Mac, "Freddie Mac Reports Net Income of \$6.4 Billion for Full-Year 2015; Comprehensive Income of \$5.8 Billion," press release, February 18, 2016, http://www.freddie-mac.com/investors/er/pdf/2015er-4q15_release.pdf.

authorizing such action is signed into law.⁵⁹ This could give Congress input into the future of the GSEs.

Technically, the GSEs' conservatorship and the senior preferred stock are separate issues. The conservatorship could be ended and control returned to the common stockholders without disposing of the senior preferred stock. As a practical matter, it is hard to find any significant value to a company that must pay all its profits to the government. Moreover, the agreements with Treasury that require all profits to be paid to Treasury as dividends prevent the GSEs from accumulating reserves to offset losses greater than quarterly earnings. Under conservatorship, the Treasury's support agreements are substitutes for such reserves. These agreements are unlikely to continue in effect if the GSEs are not in conservatorship.

In addition, any change to the status of the GSEs would have to consider the warrants (a type of option) that Treasury can use to purchase control of each of the GSEs at nominal cost. On other occasions when the federal government has provided significant financial support to companies, such as Chrysler and General Motors, Treasury has auctioned off similar warrants at a profit.

Executive Compensation

In July 2015, FHFA approved Fannie Mae's and Freddie Mac's requests to raise the annual target compensation of their chief executive officers to \$4 million from \$600,000. The Equity in Government Compensation Act of 2015 (P.L. 114-93), enacted in November 2015, reduces the executive compensation to \$600,000.

Risk Sharing

In 2012, FHFA directed Fannie Mae and Freddie Mac to develop programs to share mortgage credit risk with the private sector, which would reduce the risk they impose on the federal government. Both of the GSEs have developed programs under which they, in effect, purchase insurance from the private sector.⁶⁰ S. 1484⁶¹ would encourage these programs by codifying them.

Common Securitization Platform

Fannie Mae and Freddie Mac each create their own MBS, which differ from each other. FHFA has determined that both GSEs' computer systems supporting the MBSs must be modernized and that it would improve the efficiency of the secondary mortgage market if the GSEs adopted a common MBS. This MBS system modernization is being developed by a jointly owned subsidiary known as Common Securitization Solutions (CSS).

S. 1484 would direct FHFA to expand access to CSS to other private MBS issuers besides the GSEs.⁶² They would require reports to Congress, revise the composition of the CSS board of directors, establish a timetable for issuing the new type of MBS, and restrict the risks that CSS can take.

⁵⁹ §703 of S. 1484 contains similar provisions.

⁶⁰ Federal Housing Finance Agency, *Overview of Fannie Mae and Freddie Mac Credit Risk Transfer Transactions*, August 2015, <http://www.fhfa.gov/AboutUs/Reports/ReportDocuments/CRT-Overview-8-21-2015.pdf>.

⁶¹ §706 of S. 1484.

⁶² §706 of S. 1484.

Oversight of Mortgage-Related Rulemakings

Financial regulators are continuing to implement mortgage-related rulemakings that are part of the financial reforms implemented in response to the bursting of the housing bubble and the ensuing housing and mortgage market turmoil. The Consumer Financial Protection Bureau (CFPB) has issued rules related to, among other things, the ability to repay and qualified mortgage (QM) standards, homeownership counseling, escrow requirements, mortgage servicing, loan originator compensation, and mortgage disclosure forms.⁶³ Federal bank regulators have issued rules that affect banks' holdings of mortgage-related assets. In addition, six federal agencies issued a final rule for credit risk retention and qualified residential mortgages (QRM).⁶³ Regulators have issued additional mortgage-market rules besides those mentioned above.

While each of the rules is different, the 114th Congress has focused on several policy issues that are common among them. First, some are concerned about the regulatory burden lenders face in satisfying the new rules, especially small lenders.⁶⁴ Others argue, however, that the benefits associated with the new regulations, such as enhanced protections for consumers and promoting stability in the housing finance system, justify the higher costs on lenders. Second, some in Congress question how the rules will affect credit availability for creditworthy borrowers. As discussed earlier in the "Overview of Housing and Mortgage Market Conditions" section, mortgage originations and home sales are at relatively low levels and mortgage credit is relatively tight compared to the early 2000s, and some argue that the new regulations have contributed to the slow recovery. Others contend, however, that the regulations are intended to prevent those unable to repay their loans from receiving credit and have been appropriately tailored to ensure that those who can repay are able to receive credit.

The 114th Congress has considered these and other policy concerns in its oversight of the financial regulators through many different hearings and by acting on legislation. In the Senate, the Senate Banking Committee reported the Financial Regulatory Improvement Act of 2015 (S. 1484).⁶⁵ S. 1484 encompasses a broad package of reforms to the financial regulatory system, including several sections that would modify mortgage-related rulemakings. S. 1484 includes provisions related to, among other things, the QM rule, appraisals, manufactured housing, and the Federal Home Loan Banks.⁶⁶

In the House, the Financial Services Committee has marked up numerous pieces of legislation that would also modify some of the mortgage-market rulemakings. The bills cover, among other

⁶³ The six agencies are the Office of the Comptroller of the Currency, the Federal Reserve, the Federal Deposit Insurance Corporation, the Federal Housing Finance Agency, the Securities and Exchange Commission, and the Department of Housing and Urban Development.

⁶⁴ See CRS Report R43999, *An Analysis of the Regulatory Burden on Small Banks*, by (name redacted) and (name redacted).

⁶⁵ S. 1484 was among the financial regulatory changes included in the version of the FY2016 Financial Services and General Government Appropriations Act (S. 1910) that was reported by the Senate Appropriations Committee. (See CRS Insight IN10278, *Financial Regulatory Improvement Act Included in Senate Appropriations Bill*, by (name redacted), (name redacted), and (name redacted).) The mortgage-related provisions discussed in the text were generally not included in the final FY2016 appropriations law.

⁶⁶ For more information on the QM rule, see CRS Report R43081, *The Ability-to-Repay Rule: Possible Effects of the Qualified Mortgage Definition on Credit Availability and Other Selected Issues*, by (name redacted) ; for more on appraisals, see CRS Report RS22953, *Regulation of Real Estate Appraisers*, by (name redacted) ; for more on manufactured housing, see CRS Report R44035, *"Regulatory Relief" for Banking: Selected Legislation in the 114th Congress*, coordinated by (name redacted) ; for more on the Federal Home Loan Banks, see CRS Report RL32815, *Federal Home Loan Bank System: Policy Issues*, by (name redacted) .

things, manufactured housing, the QM rule, escrow accounts, mortgage servicing, and mortgage disclosures. Several of these bills have passed the House, such as the Preserving Access to Manufactured Housing Act of 2015 (H.R. 650) and the Mortgage Choice Act of 2015 (H.R. 685).

For more information on some of the legislative proposals to modify mortgage-related rulemakings in the 114th Congress, see CRS Report R44035, “*Regulatory Relief*” for Banking: *Selected Legislation in the 114th Congress*, coordinated by (name redacted) .

The Federal Housing Administration

The Federal Housing Administration (FHA), part of HUD, insures certain mortgages made by private lenders against the possibility that the borrower will not repay the mortgage as promised. The insurance protects the lender, rather than the borrower, in the case of borrower default. FHA insurance can make mortgages more easily available to some households that might otherwise have difficulty qualifying for an affordable mortgage, such as those with small down payments.

FHA is intended to be self-supporting: fees paid by borrowers are meant to cover the costs of defaults. However, for the last several years there have been concerns about FHA’s finances. By law, FHA is required to maintain a capital ratio of 2%. The capital ratio fell below 2% in FY2009 and remained below that level until reaching the 2% threshold at the end of FY2015.⁶⁷ Concerns about FHA’s finances culminated when FHA received a mandatory appropriation from Treasury at the end of FY2013 to ensure that it had sufficient funds to cover all of its anticipated future costs. Since that time, FHA’s finances have improved (as evidenced by the capital ratio again reaching the 2% threshold), although concerns remain.

There is often a tension between FHA’s mission of expanding access to affordable mortgage credit and its need to protect its finances. This tension was highlighted in January 2015, when FHA announced that it was reducing the fees that it charges to borrowers for mortgage insurance.⁶⁸ Many industry and consumer groups had urged such a decision, noting that lowering the fees would make mortgages more affordable for many prospective homebuyers, and that the decrease could protect FHA’s insurance fund by making FHA insurance more attractive for higher-quality borrowers.⁶⁹ However, critics argued that lowering the fees could impede FHA’s ability to rebuild its finances by reducing its revenue or underpricing its risk.⁷⁰

FHA has also been taking steps intended to provide more clarity to lenders about FHA’s requirements and under what circumstances FHA would take administrative or legal actions against lenders for not meeting those requirements. In recent years, many have argued that FHA’s requirements have not been clear enough, and that lenders fear FHA will pursue significant

⁶⁷ The capital ratio is defined as the amount of funds that the FHA’s single-family mortgage insurance fund currently has on hand, plus the net present value of future cash flows associated with the mortgages that it currently insures, divided by the total dollar amount of mortgages insured under the fund. For more information, see HUD’s *Annual Report to Congress, The Financial Status of the FHA Mutual Mortgage Insurance Fund, Fiscal Year 2015*, November 16, 2015, <http://portal.hud.gov/hudportal/documents/huddoc?id=2015fhaannualreport.pdf>.

⁶⁸ U.S. Department of Housing and Urban Development, “FHA to Reduce Annual Insurance Premiums,” press release, January 8, 2015, http://portal.hud.gov/hudportal/HUD?src=/press/press_releases_media_advisories/2015/HUDNo_15-001.

⁶⁹ For example, see a January 7, 2015, letter signed by multiple organizations to HUD Secretary Julian Castro at <https://cdn.americanprogress.org/wp-content/uploads/2015/01/FHA-Premiums-Coalition-Letter-2015.01.07.pdf>.

⁷⁰ For example, see Andy Winkler, “Reducing FHA Premiums: Policy & Market Implications,” American Action Forum, January 27, 2015, <http://americanactionforum.org/research/reducing-fha-premiums-policy-market-implications>; and Mark A. Calabria, “FHA: On Mortgage Insurance and Adverse Selection,” Cato Institute, January 9, 2015, <http://www.cato.org/blog/fha-mortgage-insurance-adverse-selection>.

enforcement actions against them for what they consider to be minor violations of requirements.⁷¹ This, in turn, can make lenders less willing to offer FHA-insured mortgages, or to only offer such mortgages to a narrow subset of borrowers who are the least likely to default on their mortgages.

To address these concerns, FHA has been in the process of consolidating its loan requirements in a new handbook, making changes to certifications that lenders must submit to FHA to participate in FHA insurance programs, and updating metrics that measure lenders' performance. Though these changes collectively are intended to provide more clarity to lenders, and in turn expand access to FHA-insured mortgages, some industry groups and others have argued that some of these changes have not gone far enough in providing lenders with additional certainty.⁷² On the other hand, some in Congress have raised concerns that certain changes, such as the changes to the lender certifications, could make it more difficult for FHA to hold lenders accountable.⁷³

For more information on FHA-insured mortgages in general, see CRS Report RS20530, *FHA-Insured Home Loans: An Overview*, by (name redacted). For more information on FHA's financial status, see CRS Report R42875, *FHA Single-Family Mortgage Insurance: Financial Status of the Mutual Mortgage Insurance Fund (MMI Fund)*, by (name redacted).

FHA and GSE Distressed Loan Sales

Over the past few years, Fannie Mae and Freddie Mac (the GSEs) and FHA have implemented initiatives to sell pools of distressed mortgages to outside investors prior to the foreclosure process being completed.⁷⁴ This is in contrast to the traditional process of a mortgage servicer foreclosing on a mortgage and then conveying the foreclosed property to the GSEs or FHA, respectively, to market and sell. Loan sales are intended to reduce the losses to FHA and the GSEs by sparing those entities some of the costs of maintaining and marketing a foreclosed property. These sales may also benefit some borrowers, because the investors who purchase the mortgages may be able to offer certain foreclosure prevention options that would not have been allowed under FHA or GSE requirements.

Some policy organizations and advocacy groups, as well as some Members of Congress, have opposed these loan sales entirely or argued that FHA and the GSEs should do more to ensure that sales are structured in a way to benefit more homeowners and contribute to neighborhood stabilization. In particular, some worry that the investors who purchase distressed mortgages do not do enough to attempt to keep borrowers in their homes or to make sure that vacant foreclosed

⁷¹ For example, see the Urban Institute's Housing Finance Policy Center, *Lifting the Fog Around FHA Lending?*, by Jim Parrott, March 13, 2014, <http://www.urban.org/sites/default/files/alfresco/publication-pdfs/413053-Lifting-the-Fog-around-FHA-Lending-PDF>; and Laurie Goodman, *Wielding a Heavy Enforcement Hammer has Unintended Consequences for the FHA Mortgage Market*, May 2015, <http://www.urban.org/sites/default/files/alfresco/publication-pdfs/2000220-Wielding-a-Heavy-Enforcement-Hammer-Has-Unintended-Consequences-for-the-FHA-Mortgage-Market.pdf>.

⁷² For example, see the Mortgage Bankers Association, "Stevens' Statement Regarding FHA's Loan Certification Requirements," September 1, 2015, <https://www.mba.org/2015-press-releases/sept/stevens-statement-regarding-fha%E2%80%99s-loan-certification-requirements>, related to concerns about the revised loan certifications specifically.

⁷³ See "Brown, Waters, and Warren: FHA Lending Proposal Gives Wall Street Banks Free Pass at Taxpayers' Expense," press release, July 14, 2015, http://www.warren.senate.gov/?p=press_release&id=892.

⁷⁴ FHA's loan sale program is referred to as the Distressed Asset Relief Program (DASP). For more information, see HUD's website at http://portal.hud.gov/hudportal/HUD?src=/program_offices/housing/comp/asset/sfam/sfls. For information on Fannie Mae's and Freddie Mac's non-performing loan (NPL) sales, see their respective websites at <http://fanniemae.com/portal/funding-the-market/npl/index.html> and <http://www.freddiemac.com/npl/>.

properties do not become blights on communities.⁷⁵ Among other things, critics of these loan sales have argued that more loans should be sold to nonprofit organizations that may be more committed to keeping borrowers in their homes and that other steps should be taken to protect borrowers. Both FHA and the GSEs have adopted some measures called for by advocates,⁷⁶ though some argue that they have not gone far enough.

Fair Housing Issues

Two issues related to fair housing have also prompted congressional interest and been active during the 114th Congress.

Supreme Court Decision on Disparate Impact Claims Under the Fair Housing Act

The Fair Housing Act (FHA) was enacted “to provide, within constitutional limitations, for fair housing throughout the United States.”⁷⁷ It prohibits discrimination on the basis of race, color, religion, national origin, sex, physical and mental handicap, and familial status. Subject to certain exemptions, the FHA applies to all sorts of housing, public and private, including single family homes, apartments, condominiums, and mobile homes. It also applies to “residential real estate-related transactions,” which include both the “making [and] purchasing of loans ... secured by residential real estate [and] the selling, brokering, or appraising of residential real property.”⁷⁸

In June 2015, the Supreme Court, in *Texas Department of Housing Community Affairs v. Inclusive Communities Project*,⁷⁹ confirmed the long-held interpretation that, in addition to outlawing intentional discrimination, the FHA also prohibits certain housing-related decisions that have a discriminatory effect⁸⁰ on a protected class.⁸¹ The Supreme Court’s holding in *Inclusive Communities* that “disparate-impact claims are cognizable under the [FHA]” mirrors previous

⁷⁵ For example, see the Center for Popular Democracy and the ACCE Institute, *Do Hedge Funds Make Good Neighbors? How Fannie Mae, Freddie Mac & HUD are Selling Off Our Neighborhoods to Wall Street*, June 2015, <http://populardemocracy.org/sites/default/files/Housing%20Report%20June%202015.pdf>.

⁷⁶ See U.S. Department of Housing and Urban Development, “HUD Announces Changes to Distressed Asset Stabilization Program,” press release, April 24, 2015, http://portal.hud.gov/hudportal/HUD?src=/press/press_releases_media_advisories/2015/HUDNo_15-048, and Federal Housing Finance Agency, “Non-Performing Loan (NPL) Sale Requirements,” fact sheet, March 2, 2015, <http://www.fhfa.gov/Media/PublicAffairs/Pages/Non-Performing-Loan-%28NPL%29-Sale-Requirements.aspx>.

⁷⁷ 42 U.S.C. §3601. The FHA, 42 U.S.C. §§3601 *et seq.*, was originally enacted as Title VIII of the Civil Rights Act of 1968. For an overview of the FHA, see CRS Report 95-710, *The Fair Housing Act (FHA): A Legal Overview*, by (name redacted)

⁷⁸ 42 U.S.C. §3605.

⁷⁹ 135 S. Ct. 2504 (2015). The Supreme Court had granted *certiorari* in two similar disparate impact cases in each of the previous two terms; however, in both those cases, the parties reached settlement agreements before the Court had the opportunity to issue an opinion on whether disparate impact claims are cognizable under the FHA. See *Magner v. Gallagher*, 132 S. Ct. 1306 (2012) and *Twp. of Mt. Holly v. Mt. Holly Garden Citizens in Action, Inc.*, 134 S. Ct. 636 (2013). See also CRS Legal Sidebar WSLG1151, *Supreme Court Set to Review Fair Housing Case: Third Time’s the Charm?*, by (name redacted)

⁸⁰ The term “discriminatory effect” is used interchangeably with the term “disparate impact.”

⁸¹ *Texas Dept. of Hous. & Cmnty Affairs v. Inclusive Communities Project*, 135 S. Ct. 2525 (2015).

interpretations of the Department of Housing and Urban Development⁸² (HUD) and all 11 federal courts of appeals⁸³ that had ruled on the issue.

The Supreme Court stressed that lower courts and HUD should rigorously evaluate plaintiffs' disparate impact claims to ensure that evidence has been provided to support not only a statistical disparity but also causality (i.e., that a particular policy implemented by the defendant *caused* the disparate impact). The Court also emphasized that claims should be disposed of swiftly in the preliminary stages of litigation when plaintiffs have failed to provide sufficient evidence of causality. Although plaintiffs historically have faced fairly steep odds of getting their disparate impact claims past the preliminary stages of litigation, much less succeeding on the merits, the "cautionary standards" emphasized by the Supreme Court might result in even fewer successful disparate impact claims being raised in the courts and swifter disposal of claims that are raised. This could, in turn, discourage claims from being raised at all.

While some in Congress praised the Supreme Court's decision,⁸⁴ others have opposed the use of disparate impact claims in Fair Housing Act cases. In the 114th Congress, the Protect Local Independence in Housing Act of 2015 (H.R. 3145) has been introduced in response to the *Inclusive Communities* ruling. It would amend the FHA to make clear that the act does not protect against disparate impact discrimination. Furthermore, a floor amendment to the Commerce, Justice, Science, and Related Agencies Appropriations Act, 2016 (H.Amdt. 337 to H.R. 2578), which passed the House, would have prohibited the Department of Justice from using funds appropriated by the bill from being used to enforce the FHA in a manner that relies on disparate impact discrimination. Similarly, a floor amendment to the Transportation, Housing and Urban Development, and Related Agencies Appropriations Act, 2016 (H.Amdt. 428 to H.R. 2577), which passed the House, would have prohibited HUD from using funds appropriated by the bill "to implement, administer, or enforce" its disparate impact regulations. These provisions were not included in the final FY2016 appropriations law.

For more information, see CRS Report R44203, *Disparate Impact Claims Under the Fair Housing Act*, by (name redacted) .

HUD's Affirmatively Furthering Fair Housing (AFFH) Rule

The Fair Housing Act also requires HUD to administer its programs in a way that affirmatively furthers fair housing.⁸⁵ Statutes governing the Community Development Block Grant (CDBG)

⁸² U.S. Department of Housing and Urban Development, "Implementation of the Fair Housing Act's Discriminatory Effects Standard," 78 *Federal Register* 11460, February 15, 2013.

⁸³ *Vill. of Arlington Heights*, 558 F.2d at 1290 (7th Cir. 1977); *Resident Advisory Bd. v. Rizzo*, 564 F.2d 126, 149-50 (3d Cir. 1977); *Betsey v. Turtle Creek Assocs.*, 736 F.2d 983, 988-89 (4th Cir. 1984); *Keith v. Volpe*, 858 F.2d 467, 484 (9th Cir. 1988); *Huntington Branch, NAACP v. Town of Huntington*, 844 F.2d 926, 938 (2d Cir. 1988), judgment aff'd, 488 U.S. 15 (1988); *Jackson v. Okaloosa County, Fla.*, 21 F.3d 1531, 1543 (11th Cir. 1994); *Simms v. First Gibraltar Bank*, 83 F.3d 1546, 1555 (5th Cir. 1996); *Langlois v. Abington Hous. Auth.*, 207 F.3d 43, 49-50 (1st Cir. 2000); *Charleston Hous. Auth. v. U.S. Dep't of Agric.*, 419 F.3d 729, 740-41 (8th Cir. 2005); *Graoch Assocs. #33, L.P. v. Louisville/Jefferson Cnty Metro Human Relations Comm'n*, 508 F.3d 366, 374 (6th Cir. 2007); *Reinhart v. Lincoln Cnty*, 482 F.3d 1225, 1229 (10th Cir. 2007). The U.S. Court of Appeals for the District of Columbia (D.C. Circuit) has never ruled on the issue. See *Ibid.* at 46; *2922 Sherman Ave. Tenants' Assoc. v. District of Columbia*, 444 F.3d 673, 679 (D.C. Cir. 2006) ("Given that only one side of the issue has been briefed, however, instead of simply adopting the approach of our respected sister circuits, we think it more appropriate to assume without deciding that the tenants may bring a disparate impact claim under the FHA.").

⁸⁴ For example, see "Waters Lauds SCOTUS Decision to Uphold Disparate Impact Standard," press release, June 25, 2015, <http://democrats.financialservices.house.gov/news/documentsingle.aspx?DocumentID=399217>.

⁸⁵ 42 U.S.C. §3608(e)(5).

and public and assisted housing programs also require that funding recipients affirmatively further fair housing,⁸⁶ and, through regulation, jurisdictions receiving formula funds through CDBG, Emergency Solutions Grants (ESG), the Home Investment Partnerships Program, and Housing Opportunities for Persons with AIDS (HOPWA) must affirmatively further fair housing as part of the consolidated planning process.⁸⁷ These jurisdictions, together with Public Housing Authorities (PHAs), are collectively referred to by HUD as “program participants.”

HUD published a new rule governing the obligation of program participants to affirmatively further fair housing on July 16, 2015.⁸⁸ In general, the requirements of the new rule will apply to program participants based on the three- or five-year cycle when their Consolidated or PHA Plans are due. Until implementation of the new AFFH rule, program participants satisfy their obligation to affirmatively further fair housing by certifying to HUD that they conducted an “Analysis of Impediments” (AI) to fair housing and were taking appropriate actions to overcome impediments. A Government Accountability Office analysis of a sample of AIs in 2010 found that many were outdated or lacked content,⁸⁹ serving in part to prompt HUD to develop its new AFFH rule.⁹⁰ The AFFH rule defines more specifically what it means to affirmatively further fair housing,⁹¹ and requires that program participants submit an Assessment of Fair Housing (AFH) to HUD at least every five years. The rule encourages program participants to collaborate and submit joint or regional AFHs both to save time and resources and to approach fair housing from a broader perspective.

Under the AFH, program participants will assess their jurisdictions and regions for fair housing issues, specifically, areas of segregation or lack of integration, racially or ethnically concentrated areas of poverty, significant disparities in access to opportunity, and disproportionate housing needs. Program participants will identify factors that contribute to these fair housing issues and set priorities and goals for overcoming the effects of the contributing factors. Program participants are to include strategies and actions to achieve their goals in their Consolidated and PHA Plans. HUD will provide data for program participants to use in preparing their AFHs, and will include a tool that helps program participants through the AFH process. In addition, the AFH requires public participation, and, unlike the AI, program participants must submit and have their AFHs approved by HUD.

When HUD released its proposed AFFH rule describing the new process on July 19, 2013, it received more than 1,000 comments. Some commenters expressed support for the rule as a way

⁸⁶ 42 U.S.C. §5304(b)(2) and 42 U.S.C. §1437c-1(d)(16).

⁸⁷ 24 C.F.R. §91.225, §91.325, and §91.425. Prior to the consolidated plan, recipients were required to affirmatively further fair housing as part of the Comprehensive Housing Affordability Strategy (P.L. 101-625).

⁸⁸ U.S. Department of Housing and Urban Development, “Affirmatively Furthering Fair Housing, Final Rule,” 80 *Federal Register* 42272-42371, July 16, 2015. The Final Rule is available on HUD’s website at <https://www.hudexchange.info/resources/documents/AFFH-Final-Rule.pdf>.

⁸⁹ U.S. Government Accountability Office (GAO), *HUD Needs to Enhance Its Requirements and Oversight of Jurisdictions’ Fair Housing Plans*, GAO-10-905, September 14, 2010, <http://www.gao.gov/products/GAO-10-905>.

⁹⁰ 80 *Federal Register*, p. 42272.

⁹¹ “Affirmatively furthering fair housing means taking meaningful actions, in addition to combating discrimination, that overcome patterns of segregation and foster inclusive communities free from barriers that restrict access to opportunity based on protected characteristics. Specifically, affirmatively furthering fair housing means taking meaningful actions that, taken together, address significant disparities in housing needs and in access to opportunity, replacing segregated living patterns with truly integrated and balanced living patterns, transforming racially and ethnically concentrated areas of poverty into areas of opportunity, and fostering and maintaining compliance with civil rights and fair housing laws.” 80 *Federal Register*, p. 42353.

to increase housing opportunity and attain the goals of the Fair Housing Act.⁹² Opponents of the AFFH rule contended that it intrudes on local jurisdictions' authority and constitutes social engineering.⁹³ Other concerns about the rule include the potential cost of preparing AFHs, especially for small jurisdictions and PHAs; whether investment in racially and ethnically concentrated areas of poverty could be prioritized; the fact that program participants may be unable to change the conditions affecting fair housing; and uncertainty about how HUD will enforce the rule.

In the 114th Congress, the Local Zoning Decisions Protection Act of 2015 (S. 1909) would prohibit federal funds from being used to administer, implement, or enforce the AFFH rule, and from being used to maintain a database containing information on community racial disparities or disparities in access to housing. In addition, the House amended its version of the FY2016 Departments of Transportation and Housing and Urban Development appropriations act (H.Amdt. 399 to H.R. 2577) to prohibit funds appropriated by the bill from being used to carry out the AFFH rule. Such a provision was not included in the final FY2016 HUD appropriations law. Prior to House passage of H.R. 2577, the House Appropriations Committee increased the amount available for Office of Fair Housing and Equal Opportunity salaries and expenses by \$5 million (to \$73 million), stating that the bill "provides additional resources to support implementation of the affirmatively furthering fair housing rule" (H.Rept. 114-129). The House-passed version of the bill maintained \$73 million for salaries and expenses; the final FY2016 appropriations law provided \$72 million.

Housing-Related Tax Extenders

In the past, Congress has regularly extended a number of temporary tax provisions addressing a variety of policy issues, including housing. This set of temporary provisions is commonly referred to as "tax extenders." Congress last passed tax extenders legislation on December 18, 2015, via Division Q of P.L. 114-113—the Protecting Americans from Tax Hikes Act (or "PATH" Act).

Tax Exclusion for Canceled Mortgage Debt

Historically, when all or part of a taxpayer's mortgage debt has been forgiven, the amount canceled has been included in the taxpayer's gross income.⁹⁴ This income is typically referred to as canceled mortgage debt income. The borrower will realize ordinary income to the extent the canceled mortgage debt exceeds the value of any money or property given to the lender in exchange for cancelling the debt. For example, such exchanges are common in a "short sale" when the lender allows the borrower to sell the home for less than the remaining amount owed on the mortgage and may forgive the remaining debt. Lenders report canceled debt to the Internal Revenue Service (IRS) using Form 1099-C. A copy of the 1099-C is also sent to the borrower, who generally must include the amount listed as gross income in the year of discharge.

The Mortgage Forgiveness Debt Relief Act of 2007 (P.L. 110-142), signed into law on December 20, 2007, temporarily excluded qualified canceled mortgage debt income that is associated with a

⁹² Ibid., p. 42278.

⁹³ Ibid.

⁹⁴ Generally, any type of debt that has been canceled is to be included in a taxpayer's gross income. Several permanent exceptions to this general tax treatment of canceled debt exist. They are discussed in CRS Report RL34212, *Analysis of the Tax Exclusion for Canceled Mortgage Debt Income*, by (name redacted) and (name redacted) .

primary residence from taxation. Thus, the act allowed taxpayers who did not qualify for one of several existing exceptions to exclude canceled mortgage debt from gross income. The provision was originally effective for debt discharged before January 1, 2010, and was subsequently extended several times.⁹⁵ Most recently, the PATH Act extended the exclusion through the end of 2016. The act also allows for debt discharged after 2016 to be excluded from income if the taxpayer has entered into a binding written agreement before January 1, 2017.

The rationales for extending the exclusion are to minimize hardship for households in distress and lessen the risk that non-tax homeownership retention efforts are thwarted by tax policy. It may also be argued that extending the exclusion would continue to assist the recoveries of the housing market and overall economy. Opponents of the exclusion may argue that extending the provision would make debt forgiveness more attractive for homeowners, which could encourage homeowners to be less responsible about fulfilling debt obligations. The exclusion may also be viewed as unfair, as its benefits depend on whether or not a homeowner is able to negotiate a debt cancellation, the income tax bracket of the taxpayer, and whether or not the taxpayer retains ownership of the house following the debt cancellation.

The Joint Committee on Taxation (JCT) estimated the two-year extension included in the PATH Act would result in a 10-year revenue loss of \$5.1 billion.⁹⁶

For a more detailed analysis of the canceled mortgage debt exclusion, see CRS Report RL34212, *Analysis of the Tax Exclusion for Canceled Mortgage Debt Income*, by (name redacted) and (name redacted).

Mortgage Insurance Premium Deductibility

Traditionally, homeowners have been able to deduct the interest paid on their mortgage, as well as any property taxes they pay, as long as they itemize their tax deductions. Beginning in 2007, homeowners could also deduct qualifying mortgage insurance premiums as a result of the Tax Relief and Health Care Act of 2006 (P.L. 109-432).⁹⁷ Specifically, homeowners could effectively treat qualifying mortgage insurance premiums as mortgage interest, thus making the premiums deductible if homeowners itemized and their adjusted gross incomes were below a certain threshold (\$55,000 for single, \$110,000 for married filing jointly).

Originally, the deduction was to be available only for 2007, but it was subsequently extended several times.⁹⁸ Most recently, the PATH Act extended the deduction through the end of 2016.

Two justifications for allowing the deduction of mortgage insurance premiums are the promotion of homeownership and, relatedly, the recovery of the housing market. Homeownership is often

⁹⁵ Prior to the most recent extension discussed in the text, the Emergency Economic Stabilization Act of 2008 (P.L. 110-343) extended the exclusion of qualified mortgage debt for debt discharged before January 1, 2013, and the American Taxpayer Relief Act of 2012 (P.L. 112-240) extended the exclusion through the end of 2013.

⁹⁶ All revenue estimates in this report come from U.S. Congress, Joint Committee on Taxation, *Estimated Revenue Budget Effects of Division Q of Amendment #2 to the Senate Amendment to H.R. 2029 (Rules Committee Print 114-40)*, *The "Protecting Americans from Tax Hikes Act of 2015,"* 114th Cong., 1st sess., December 16, 2015, JCX-143-15.

⁹⁷ In general, lenders require mortgage insurance for mortgages where the borrower makes a down payment of less than 20%. Mortgage insurance protects the lender in the event that the borrower defaults on the mortgage. Mortgage insurance fees, or premiums, are paid by borrowers.

⁹⁸ Prior to the most recent extension discussed in the text, the Mortgage Forgiveness Debt Relief Act of 2007 (P.L. 110-142) extended the deduction through 2010. The deduction was extended through 2011 by the Tax Relief, Unemployment Insurance Reauthorization, and Job Creation Act (P.L. 111-312) and through 2013 by the American Taxpayer Relief Act of 2012 (P.L. 112-240).

believed to bestow certain benefits to society as a whole, such as higher property values, lower crime, and higher civic participation, among others. Homeownership may also promote a more even distribution of income and wealth and establish greater individual financial security, though the experience in the recent housing downturn has caused some to question this. Last, homeownership may have a positive effect on living conditions, which can lead to a healthier population.

With regard to the first justification, it is not clear that the deduction for mortgage insurance premiums has an effect on the homeownership rate. Economists have identified the high transaction costs associated with a home purchase—mostly resulting from the down payment requirement, but also closing costs—as the primary barrier to homeownership.⁹⁹ The ability to deduct insurance premiums does not lower this barrier—most lenders will require mortgage insurance if the borrower’s down payment is less than 20% regardless of whether the premiums are deductible. The deduction may allow a buyer to borrow more, however, because they can deduct the higher associated premiums and therefore afford a higher housing payment.

Concerning the second justification, it is also not clear that the deduction for mortgage insurance premiums is still needed to assist in the recovery of the housing market. As discussed earlier in the “Overview of Housing and Mortgage Market Conditions” section of this report, home prices have increased consistently since 2012, which suggests that the market as a whole is stronger than when the provision was originally enacted. Extending the deduction may, however, assist some individuals who are in financial distress because of burdensome housing payments.

Last, economists have noted that owner-occupied housing is already heavily subsidized via tax and non-tax programs. To the degree that owner-occupied housing is over subsidized, extending the deduction for mortgage insurance premiums would lead to a greater misallocation of resources that are directed toward the housing industry.

The Joint Committee on Taxation (JCT) estimated the two-year extension included in the PATH Act would result in a 10-year revenue loss of \$2.3 billion.

Low-Income Housing Tax Credit: The 9% Floor

The low-income housing tax credit (LIHTC) was created by the Tax Reform Act of 1986 (P.L. 99-514) to provide an incentive for the development and rehabilitation of affordable rental housing. Two types of LIHTCs are available depending on the nature of the rental housing construction: the so-called 9% credit for new construction, and the so-called 4% credit for rehabilitated housing and new construction that is financed with tax-exempt bonds. The credits are claimed annually over 10 years. The credit percentages do not actually equal 9% or 4%. Instead, the credit percentages are determined by a formula that is intended to ensure that the present value of the 10-year stream of credits equals 70% (new construction) and 30% (rehabilitated construction) of qualified construction costs. The formula depends in part on interest rates that fluctuate over time, implying that LIHTC rates fluctuate as well.

⁹⁹ For example, see Peter D. Linneman and Susan M. Wachter, “The Impacts of Borrowing Constraints,” *Journal of the American Real Estate and Urban Economics Association*, vol. 17, no. 4 (Winter 1989), pp. 389-402; Donald R. Haurin, Patrick H. Hendershott, and Susan M. Wachter, “Borrowing Constraints and the Tenure Choice of Young Households,” *Journal of Housing Research*, vol. 8, no. 2 (1997), pp. 137-154; and Mathew Chambers, Carlos Garriga, and Donald Schlagenhauf, “Accounting for Changes in the Homeownership Rate,” *International Economic Review*, vol. 50, no. 3 (August 2009), pp. 677-726.

The Housing and Economic Recovery Act of 2008 (P.L. 110-289) temporarily changed the credit rate formula used for new construction. The act effectively placed a floor equal to 9% on the new construction tax credit rate. The 9% credit rate floor originally applied only to new construction placed in service before December 31, 2013. The 4% tax credit rate that is applied to rehabilitation construction or new construction jointly financed with tax-exempt bonds remained unaltered by the act. The American Taxpayer Relief Act of 2012 (P.L. 112-240) extended the 9% floor for credit allocations made before January 1, 2014, and the Tax Increase Prevention Act of 2014 (P.L. 113-295) extended the 9% floor through the end of 2014. Most recently, The PATH Act permanently extended the 9% floor, but left the 4% credit unchanged.

Historically, relatively low interest rates have resulted in the LIHTC rates being below the 4% and 9% thresholds. Because low interest rates persist, the floors would result in subsidies in excess of 30% and 70%. Specifically, the 4% floor would have resulted in a 37% subsidy and the 9% floor would have resulted in an 84% subsidy as of December 2015.

The floors on the credit rates address a concern among some LIHTC participants that the variable rate method for determining the LIHTC rates discourages some investment because of the uncertainty it introduces over what the final credit rate for a particular project will be. The floors also indirectly address a potential problem in the original formula used for determining the variable credit rates. The original formula was designed to ensure that when the 10-year stream of tax credits is discounted, the present value subsidies of 30% or 70% are achieved. However, the interest rate used to discount the tax credit streams is based on U.S. Treasury yields, which are generally viewed as risk-free. Investing in LIHTC projects is not risk-free, which suggests that the interest rate used to compute the subsidy levels should be higher than the yield on U.S. Treasuries. Using a higher discount rate would result in higher LIHTC rates to achieve the 30% and 70% subsidies. The floors may result in credit rates that are closer to what using a higher discount rate would achieve.

At the same time, the floors may lead to fewer projects receiving funding. A fixed number of credits are made available each year on a per capita basis, or in the case of the 4% credit are limited by a state's tax-exempt bond capacity. If the total number of credits available does not change but the number of credits each particular project receives is higher because of the floors, then fewer projects may get financing. Additionally, there may be other options for addressing issues about the LIHTC program. Specifically, the target subsidy levels of 30% and 70% could be increased, while still requiring that the variable rate formula for determining credits be used. This could be combined with a requirement that the discount rate used in the formula more accurately reflects the risk of investing in LIHTC projects.

The Joint Committee on Taxation (JCT) estimated the permanent extension included in the PATH Act would result in a 10-year revenue loss of \$19 million.

For more information on the LIHTC program, see CRS Report RS22389, *An Introduction to the Low-Income Housing Tax Credit*, by (name redacted) and (name redacted) ; and CRS Report RS22917, *The Low-Income Housing Tax Credit Program: The Fixed Subsidy and Variable Rate*, by (name redacted) and (name redacted) .

Low-Income Housing Tax Credit: Treatment of Military Housing Allowance

Tenants must have incomes below a particular threshold to live in LIHTC units.¹⁰⁰ Specifically, a tenant must have an income of either 50% or less of the area's median income, or 60% or less of the area's median income. Which threshold applies depends on an election made by the developer that determines the targeted low-income population. Both civilians and servicemembers are potentially eligible to live in LIHTC units. However, when calculating servicemembers' incomes for purposes of determining their eligibility, their annual pay *and* basic allowance for housing (BAH) must be included. The BAH is a tax-exempt form of compensation that is based on a servicemember's pay grade, location, and number of dependents.

The Housing and Economic Recovery Act of 2008 (HERA; P.L. 110-289) temporarily excluded military housing allowances from the LIHTC income calculations for properties near rapidly growing military bases. This, in turn, should make more servicemembers eligible to live in LIHTC housing. The exclusion applies to LIHTC properties in a county with a military base that experienced military personnel growth of 20% or more between December 31, 2005, and June 1, 2008, or LIHTC properties located in an adjacent county. The HERA change was originally set to expire on December 31, 2011, but it was subsequently extended through the end of 2013 by the American Taxpayer Relief Act of 2012 (P.L. 112-240). The Tax Increase Prevention Act of 2014 (P.L. 113-295) extended the exclusion through the end of 2014. Most recently, the PATH Act permanently extended the exclusion.

The exclusion may help address a concern, held by some, that there is a lack of affordable housing near particular military bases. The exclusion increases the incentive for the development of affordable rental housing available to military families in these locations, and, as a result, may alleviate rising rents near particular military bases. A 2005 Government Accountability Office report, however, suggests that the exclusion may have a limited effect for several reasons.¹⁰¹ First, junior enlisted servicemembers and those without dependents typically live in barracks. Second, housing allowances are already intended to cover the area median cost of living, and are adjusted for changes in area rents. Third, Department of Defense officials can increase housing allowances if warranted. In addition, the exclusion could have the unintended consequence of displacing the construction of LIHTC properties for civilians.

The Joint Committee on Taxation (JCT) estimated the permanent extension included in the PATH Act would result in a 10-year revenue loss of \$83 million.

Other Issues

Lead Hazards

The high levels of lead found in the City of Flint's drinking water, and the corresponding public health concerns raised by the elevated blood lead levels detected in children in Flint, have raised a number of questions for federal policymakers. Many of these questions involve the state of the

¹⁰⁰ A LIHTC property may be composed of both affordable rental units and market-rate rental units. However, only the costs associated with the affordable rental units may be offset with tax credits.

¹⁰¹ U.S. Government Accountability Office (GAO), *Rental Housing Programs: Excluding Servicemembers' Housing Allowance from Income Determinations Would Increase Eligibility, but Other Factors May Limit Program Use*, GAO-06-784, July 2006, <http://www.gao.gov/assets/260/250986.pdf>.

nation's water infrastructure.¹⁰² Others involve how best to identify and address environmental hazards in the home.

HUD's Office of Lead Hazard Control and Healthy Homes (OLHCHH) administers two grant programs designed specifically to address the hazards presented by lead-based paint in homes, an environmental risk for which the federal government has played a significant role in both regulation and remediation.¹⁰³ HUD's OLHCHH also administers a smaller Healthy Homes Demonstration Grant program, which provides competitive grants to address housing-related hazards to children beyond lead-based paint. In light of the situation in Flint, several proposals have been introduced in Congress to provide additional funding for the Healthy Homes program.¹⁰⁴

Author Contact Information

(name redacted), Coordinator
Analyst in Housing Policy
f[redacted]@crs.loc.gov, 7-....

(name redacted)
Legislative Attorney
f[redacted]@crs.loc.gov, 7-....

(name redacted)
Analyst in Financial Economics
f[redacted]@crs.loc.gov, 7-....

(name redacted)
Specialist in Economics
f[redacted]@crs.loc.gov, 7-....

(name redacted)
Specialist in Housing Policy
f[redacted]@crs.loc.gov, 7-....

(name redacted)
Specialist in Housing Policy
f[redacted]@crs.loc.gov, 7-....

(name redacted)
Specialist in Financial Economics
f[redacted]@crs.loc.gov, 7-....

Key Policy Staff

Area of Expertise	Name	Phone	Email
Community and economic development, including Community Development Block Grants, Brownfields, empowerment zones	(name redacted)	7-....	/redacted/@crs.loc.gov
Consumer law, banking law, foreclosure law, and mortgage lending	(name redacted)	7-....	/redacted/@crs.loc.gov
Housing law, including fair housing	(name redacted)	7-....	/redacted/@crs.loc.gov
	Jane Smith	7-....	/redacted/@crs.loc.gov

¹⁰² For more information, see CRS Insight IN10446, *Lead in Flint, Michigan's Drinking Water: Federal Regulatory Role*, by (name redacted)

¹⁰³ For more information, see CRS Report RS21688, *Lead-Based Paint Poisoning Prevention: Summary of Federal Mandates and Financial Assistance for Reducing Hazards in Housing*, by (name redacted)

¹⁰⁴ For example H.R. 4479 would provide \$5 million to HUD's Healthy Homes program for addressing lead hazard reduction in drinking water in Flint and S. 2579 would provide an extra \$10 million for Healthy Homes, not directed specifically to Flint.

Area of Expertise	Name	Phone	Email
General mortgage finance issues, including credit availability and underwriting	(name redacted)	7-....	/redacted/@crs.loc.gov
Housing finance issues, including mortgage servicing	(name redacted)	7-....	/redacted/@crs.loc.gov
Foreclosure mitigation, FHA, Housing Trust Fund, HOME, Native American housing programs	(name redacted)	7-....	/redacted/@crs.loc.gov
Housing tax policy, including the Low-Income Housing Tax Credit, mortgage revenue bonds, and other tax incentives for rental housing and owner-occupied housing	Mark Patrick Keightley	7-....	/redacted/@crs.loc.gov
Emergency management policy, including post-disaster FEMA temporary housing issues and FEMA's Emergency Food and Shelter Program	(name redacted)	7-....	/redacted/@crs.loc.gov
Assisted rental housing, including Section 8, public and assisted housing, assisted housing preservation, rural housing, and HUD appropriations	(name redacted)	7-....	/redacted/@crs.loc.gov
Banking and securities regulation, including mortgage finance	Edward Vincent Murphy	7-....	/redacted/@crs.loc.gov
Housing for special populations, including persons who are elderly, disabled, homeless, HOPWA, veterans' housing	(name redacted)	7-....	/redacted/@crs.loc.gov
Fannie Mae, Freddie Mac, Federal Home Loan Banks, and housing finance	(name redacted)	7-....	/redacted/@crs.loc.gov

EveryCRSReport.com

The Congressional Research Service (CRS) is a federal legislative branch agency, housed inside the Library of Congress, charged with providing the United States Congress non-partisan advice on issues that may come before Congress.

EveryCRSReport.com republishes CRS reports that are available to all Congressional staff. The reports are not classified, and Members of Congress routinely make individual reports available to the public.

Prior to our republication, we redacted names, phone numbers and email addresses of analysts who produced the reports. We also added this page to the report. We have not intentionally made any other changes to any report published on EveryCRSReport.com.

CRS reports, as a work of the United States government, are not subject to copyright protection in the United States. Any CRS report may be reproduced and distributed in its entirety without permission from CRS. However, as a CRS report may include copyrighted images or material from a third party, you may need to obtain permission of the copyright holder if you wish to copy or otherwise use copyrighted material.

Information in a CRS report should not be relied upon for purposes other than public understanding of information that has been provided by CRS to members of Congress in connection with CRS' institutional role.

EveryCRSReport.com is not a government website and is not affiliated with CRS. We do not claim copyright on any CRS report we have republished.