



# Diversity Immigrant Visa Lottery Issues

(name redacted)

Specialist in Immigration Policy

April 1, 2011

Congressional Research Service

7-....

[www.crs.gov](http://www.crs.gov)

R41747

## Summary

The purpose of the diversity immigrant visa lottery is, as the name suggests, to encourage legal immigration from countries other than the major sending countries of current immigrants to the United States. Current law weights the allocation of immigrant visas heavily toward aliens with close family in the United States and, to a lesser extent, toward aliens who meet particular employment needs. The diversity immigrant category was added to the Immigration and Nationality Act (INA) by the Immigration Act of 1990 (P.L. 101-649) to stimulate “new seed” immigration (i.e., to foster new, more varied migration from other parts of the world).

To be eligible for a diversity visa, the INA requires that the foreign national must have a high school education or the equivalent, or two years experience in an occupation that requires at least two years of training or experience. The foreign national or the foreign national’s spouse must be a native of one of the countries listed as a foreign state qualified for the diversity visa lottery. Diversity lottery winners, like all other aliens wishing to come to the United States, must undergo reviews performed by Department of State consular officers abroad and Department of Homeland Security immigration officers upon entry to the United States. These reviews are intended to ensure that the aliens are not ineligible for visas or admission under the grounds for inadmissibility spelled out in the INA.

The diversity lottery currently makes 50,000 visas available annually to natives of countries from which immigrant admissions were lower than a total of 50,000 over the preceding five years. The formula for allocating visas is based upon the statutory specifications; visas are divided among six global geographic regions according to the relative populations of the regions, with their allocation weighted in favor of countries in regions that were under-represented among immigrant admissions to the United States during the past five years. The INA limits each country to 7%, or 3,850, of the total and provides that Northern Ireland be treated as a separate foreign state.

The regional distribution of the source countries for diversity immigrants has shifted over time in the four years selected for comparison (FY1994, FY1999, FY2004, and FY2009). Foreign nationals from Europe garnered the overwhelming share of the diversity visas in FY1994 and maintained a plurality share in FY1999. By FY2004, foreign nationals from Africa received a share comparable to those from Europe. In FY2009, foreign nationals from Africa gained the plurality share.

Some argue that the diversity lottery should be eliminated and its visas used for backlog reduction in other visa categories. Supporters of the diversity visa, however, argue that the diversity visa provides “new seed” immigrants for an immigration system weighted disproportionately to family-based immigrants from a handful of countries. Critics of the diversity lottery warn that it is vulnerable to fraud and misuse and is potentially an avenue for terrorists, citing the difficulties of performing background checks in many of the countries eligible for the diversity lottery. Supporters respond that background checks for criminal and national security matters are performed on all prospective immigrants seeking to come to the United States, including those winning diversity visas.

## **Contents**

Background .....	1
Legislative Origins.....	1
Eligibility Criteria .....	2
Trends in Source Countries .....	3
Demographic Features .....	5
Legislative Issues .....	8
Policy Questions .....	9
Is it fair to have the diversity visa category when there are family members and prospective employees who are waiting in queues for visas to become available?.....	9
Is the diversity visa lottery more vulnerable to fraud and misuse than other immigration pathways? .....	9
Are there national security reasons to eliminate the diversity visa? .....	10
Are the reasons that led to establishment of the diversity visa category (e.g., to stimulate “new seed” immigration) still germane today?.....	10

## **Figures**

Figure 1. World Region of Source Countries for Diversity Immigrants .....	4
Figure 2. World Region of Source Countries for LPRs in FY2009 .....	6
Figure 3. Occupations Reported by LPRs in FY2009.....	7
Figure 4. Age Distribution of LPRs in FY2009 .....	8

## **Tables**

Table 1. Top 20 Diversity Immigrant Source Countries.....	5
---	---

## **Contacts**

Author Contact Information .....	11
----------------------------------	----

## Background

The purpose of the diversity immigrant visa lottery is, as the name suggests, to encourage legal immigration from countries other than the major sending countries of current immigrants to the United States. Current law weights the allocation of immigrant visas heavily toward aliens with close family in the United States and, to a lesser extent, toward aliens who meet particular employment needs. The diversity immigrant category was added to the Immigration and Nationality Act (INA) by the Immigration Act of 1990 (P.L. 101-649) to stimulate “new seed” immigration (i.e., to foster new, more varied, migration from other parts of the world).<sup>1</sup> The diversity visas are allocated to natives of countries from which immigrant admissions were lower than a grand total of 50,000 over the preceding five years. The term “immigrant” is synonymous with the phrase legal permanent resident (LPR), both of which are used interchangeably in this report.<sup>2</sup>

## Legislative Origins

The Immigration Amendments of 1965 replaced the national origins quota system, which prioritized European source countries, with equally distributed per-country ceilings.<sup>3</sup> In the 1980s, some Members of Congress began expressing concern that the U.S. legal immigration admissions were skewed in favor of immigrants from Asia and Latin America after the 1965 amendments.<sup>4</sup> The first legislative response occurred in §314 of the Immigration Reform and Control Act of 1986 (IRCA), which allowed an extra 5,000 immigrant visas a year for FY1987 and FY1988 to natives of 36 countries that had been “adversely affected” by the 1965 changes to the INA. Over 1 million people applied for what was then called the NP-5 visa lottery. Natives of Ireland were the big winners in the random lottery. In 1988, Congress extended the NP-5 visa lottery for two more years, making 15,000 immigrant visas available each year in FY1989 and FY1990.<sup>5</sup>

What is now known as the diversity immigrant category was added to the INA by the Immigration Act of 1990 (P.L. 101-649) and went fully into effect in FY1995.<sup>6</sup> The 1990 act established temporary or “transition” diversity visas for FY1992-FY1994. Most notably, §132 of P.L. 101-649 provided 40,000 visas a year for a transitional program during FY1992-1994 for certain natives of foreign states that were “adversely affected” by the 1965 changes to the INA. At least 40% of these visas were earmarked for natives of Ireland. The current diversity visa category has had an allocation of 55,000 visas annually since FY1995.

While the diversity visa category has not been directly amended since its enactment, P.L. 105-100, the Nicaraguan Adjustment and Central American Relief Act of 1997 (NACARA)

---

<sup>1</sup> §203(c) of INA.

<sup>2</sup> Both terms refer to foreign nationals who are legally admitted to the United States, as defined in the INA, and who come to live permanently in the United States.

<sup>3</sup> P.L. 89-23679 Stat. 911 (1965).

<sup>4</sup> Legal permanent residents from Ireland, for example, fell from 6,307 in FY1964 to 1,836 in FY1986. CRS Report 91-141, *A Brief History of U.S. Immigration Policy*, Joyce C. Violet, January 25, 1991 (archived report, available upon request).

<sup>5</sup> “State Dept. Advises on New NP-5 Program,” *Interpreter Releases*, vol. 65, no. 45 (November 22, 1988).

<sup>6</sup> §203(c) of INA.

temporarily decreases the 55,000 annual ceiling. Beginning in FY1999, this ceiling has been reduced by up to 5,000 annually to offset immigrant numbers made available to certain unsuccessful asylum seekers from El Salvador, Guatemala, and formerly communist countries in Europe who are being granted immigrant status under special rules established by NACARA. The 5,000 offset is temporary, but it is not clear how many years it will be in effect to handle these adjustments of status.

## **Eligibility Criteria**

To be eligible for a diversity visa, the INA requires that an alien must have a high school education or the equivalent, or two years experience in an occupation which requires at least two years of training or experience. The alien or the alien's spouse must be a native of one of the countries listed as a foreign state qualified for the diversity visa lottery. Minor children of the qualifying diversity immigrant, as well as the spouse, may accompany as legal permanent residents (LPRs).

The registration for the FY2012 Diversity Lottery began on October 5, 2010, and closed on November 3, 2010.<sup>7</sup> On May 1, 2011, those who registered will be able to find out if they have been selected or not.<sup>8</sup> While there is no cost to apply for the diversity lottery, the funding for the diversity visa lottery is covered by the fees that the lottery winners pay. The \$305 immigrant visa fee and the \$440 diversity visa fee go to the Department of State. There is also a \$985 fee (plus \$85 biometric fee, if applicable) paid to the U.S. Citizenship and Immigration Services (USCIS) in the Department of Homeland Security (DHS) to process the I-485 petition to adjust diversity visa holders to LPR status.<sup>9</sup>

Diversity lottery winners, like all other aliens wishing to come to the United States, must undergo reviews performed by Department of State consular officers abroad and DHS inspectors upon entry to the United States. These reviews are intended to ensure that they are not ineligible for visas or admission under the grounds for inadmissibility spelled out in the INA.<sup>10</sup> These criteria for exclusion include the following categories: health-related grounds; criminal history; security and terrorist concerns; public charge (e.g., indigence); illegal entrants; and aliens previously removed.<sup>11</sup> Those who are ultimately approved for diversity visas become LPRs of the United States.

---

<sup>7</sup> U.S. Department of State Bureau of Consular Affairs, "Registration for the Diversity Immigrant (DV-2012) Visa Program," 75 *Federal Register* 60846-60854, October 1, 2010.

<sup>8</sup> The DOS instructs registrants to log onto "Entry Status Check" at [dvlottery.state.gov](http://dvlottery.state.gov) to see if they have been selected. Between May 1 and October 1, 2011, the selected applicants fill out their application forms for the visa, submit information to the Kentucky Consular Center. The Kentucky Consular Center will then schedule the interviews. For more information, see <http://www.america.gov/st/texttransenglish/2010/September/20100928165617su0.400932.html#ixzz1I8pvFyxQ>.

<sup>9</sup> For further discussion of the fees, see CRS Report RL34040, *U.S. Citizenship and Immigration Services' Immigration Fees and Adjudication Costs: Proposed Adjustments and Historical Context*, by (name redacted). For the State Department fees, go to: [http://travel.state.gov/visa/temp/types/types\\_1263.html](http://travel.state.gov/visa/temp/types/types_1263.html). For the USCIS fees go to: <http://www.uscis.gov/portal/site/uscis/menuitem.eb1d4c2a3e5b9ac89243c6a7543f6d1a/?vgnextoid=db029c7755cb9010VgnVCM10000045f3d6a1RCRD&vgnnextchannel=db029c7755cb9010VgnVCM10000045f3d6a1RCRD>

<sup>10</sup> §212(a) of INA.

<sup>11</sup> For a full discussion of the grounds for exclusion, see CRS Report R41104, *Immigration Visa Issuances and Grounds for Exclusion: Policy and Trends*, by (name redacted).

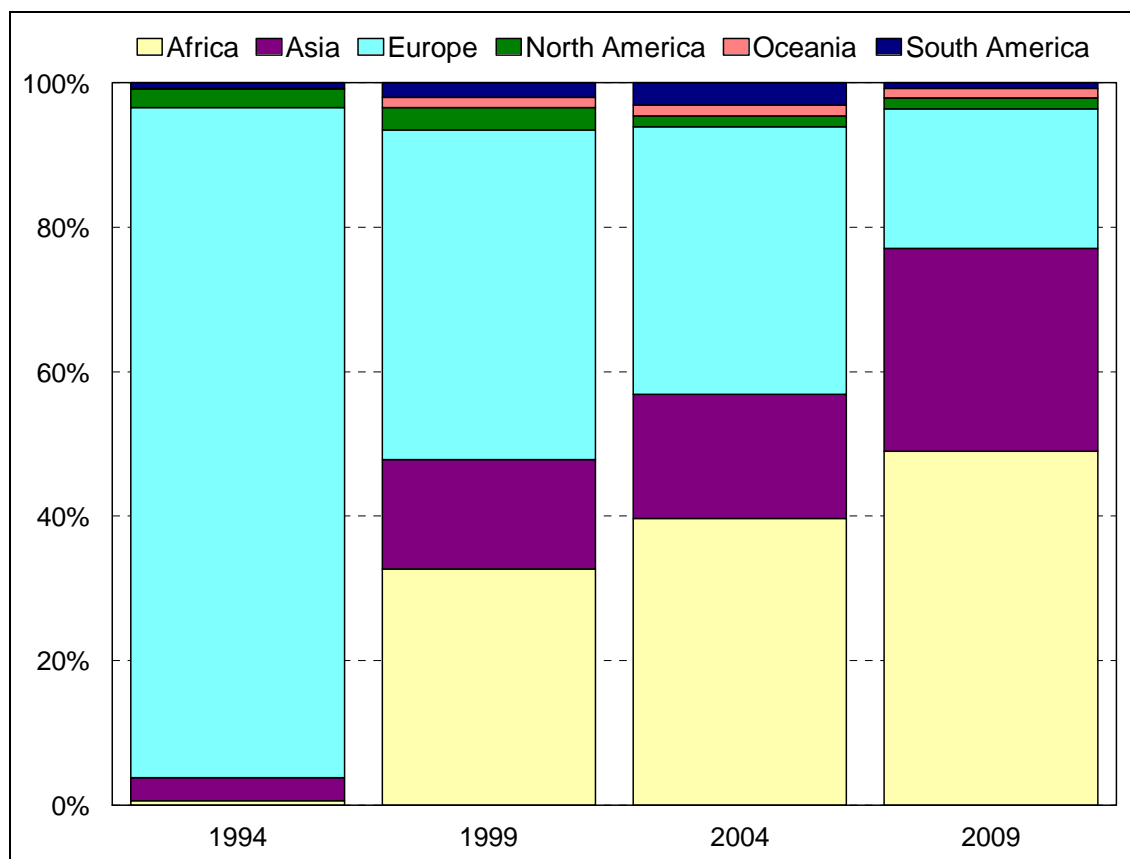
## Trends in Source Countries

The diversity lottery makes 50,000 visas available annually to natives of countries from which immigrant admissions were lower than a total of 50,000 over the preceding five years. USCIS generates the formula for allocating visas according to the statutory specifications; visas are divided among six global geographic regions according to the relative populations of the regions, with their allocation weighted in favor of countries in regions that were under-represented among immigrant admissions to the United States during the past five years. The INA limits each country to 7%, or 3,850, of the total and provides that Northern Ireland be treated as a separate foreign state.

As **Figure 1** depicts, the regional distribution of the source countries for diversity immigrants has shifted over time in the four years selected for comparison (FY1994, FY1999, FY2004 and FY2009). Foreign nationals from Europe garnered the overwhelming share of the diversity visas in FY1994 and maintained a plurality share in FY1999. By FY2004, foreign nationals from Africa received a share comparable to those from Europe. In FY2009, the latest year for which we have data, foreign nationals from Africa gained the plurality share. These trends are consistent with the statutory formula Congress outlined to allocate diversity visas.

**Figure I. World Region of Source Countries for Diversity Immigrants**

FY1994, FY1999, FY2004, and FY2009



**Source:** U.S. Department of Homeland Security, Office of Immigration Statistics, *Statistical Yearbook of Immigration*, multiple fiscal years.

**Notes:** FY1994 was the final year of the transitional lottery, which set aside 40% of these visas for natives of Ireland. North America includes the Caribbean and Central America.

Germany is the only country that ranked among top diversity immigrant source countries in FY1994 that also appears in the top 20 countries for FY2009. There are 11 source countries in the top 20 for FY1999, FY2004, and FY2009: Bulgaria, Nigeria, Albania, Ukraine, Ethiopia, Morocco, Ghana, Bangladesh, Egypt, Turkey, and Kenya. **Table 1** presents the top source countries in rank-order and the number of diversity visas issued for FY1994, FY1999, FY2004, and FY2009. Bangladesh, Ethiopia, and Nigeria were also among the top 20 source countries for total LPRs in FY2009, sending totals of 16,651, 15,462, and 15,253 LPRs respectively.<sup>12</sup>

<sup>12</sup> These numbers are modest in contrast to the total number of LPRs admitted to the United States each year. For example, Mexico led all countries with 164,920 foreign nationals who became LPRs in FY2009. The People's Republic of China followed at a distant second with 64,238 LPRs. The Philippines came in third with 60,029 LPRs. India followed with 57,304 LPRs. To compare diversity admissions with the top countries for LPR admissions in FY2009, see Figure 6 and Appendix A in CRS Report RL32235, *U.S. Immigration Policy on Permanent Admissions*, by (name redacted).

**Table I. Top 20 Diversity Immigrant Source Countries**  
FY1994, FY1999, FY2004, and FY2009

1994		1999		2004		2009	
Poland	17,396	Bulgaria	3,390	Ethiopia	4,405	Ethiopia	3,829
Ireland	15,659	Nigeria	3,118	Ukraine	2,972	Nigeria	3,720
United Kingdom	3,174	Albania	3,117	Nigeria	2,856	Egypt	3,336
Canada	1,511	Ukraine	3,093	Poland	2,802	Bangladesh	2,928
Japan	797	Romania	2,866	Kenya	2,763	Uzbekistan	2,492
Indonesia	411	Ethiopia	2,191	Bulgaria	2,298	Kenya	2,324
Argentina	286	Morocco	1,940	Morocco	2,223	Morocco	2,100
Germany	220	Russia	1,930	Albania	1,972	Albania	1,948
Australia	148	Ghana	1,734	Nepal	1,859	Ghana	1,819
France	141	Bangladesh	1,697	Togo	1,694	Nepal	1,778
		Pakistan	1,693	Bangladesh	1,692	Ukraine	1,579
		Egypt	1,536	Egypt	1,621	Cameroon	1,386
		Germany	1,250	Lithuania	1,404	Iran	1,057
		Turkey	1,008	Turkey	1,100	Turkey	1,036
		Sudan	987	Ghana	1,095	Armenia	911
		Cuba	975	Romania	1,075	Germany	908
		Lithuania	796	Russia	882	Algeria	837
		Kenya	601	Peru	779	Bulgaria	765
		Algeria	518	Israel	734	Liberia	751
		Armenia	508	Uzbekistan	693	Belarus	664

**Source:** U.S. Department of Homeland Security, Office of Immigration Statistics, *Statistical Yearbook of Immigration*, multiple fiscal years.

**Notes:** In FY1994, only the 10 countries listed were the sending country of 100 or more diversity immigrants. FY1994 was the final year of the transitional lottery, which set aside 40% of these visas for natives of Ireland.

## Demographic Features<sup>13</sup>

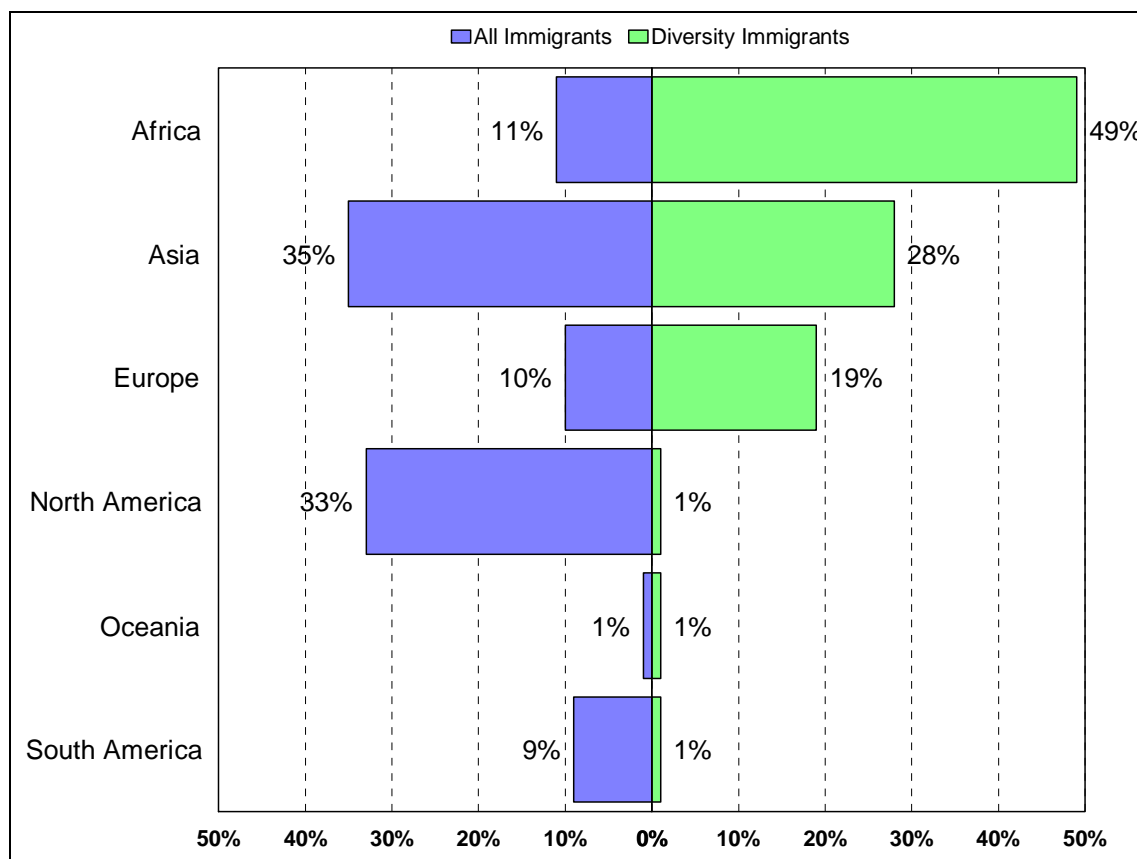
As one would expect, diversity immigrants come from parts of the world that differ from the leading immigrant sending regions. **Figure 2** depicts that almost half (49%) of the 47,879 diversity immigrants came from Africa, which contributed only 11% of the total number of 1.1 million LPRs in FY2009. Europe sent 10% of all LPRs in FY2009, but made up 28% of all diversity immigrants. In contrast, North America is the sending region for 33% of all LPRs (e.g., Mexico, the Caribbean, and Central America), but comprised only 1% of the diversity immigrants (e.g., Canada) in FY2009.

<sup>13</sup> All of the data analyses presented in this section are based on: Office of Immigration Statistics, *Yearbook of Immigration Statistics: 2009*, U.S. Department of Homeland Security, 2010.



**Figure 2. World Region of Source Countries for LPRs in FY2009**

Diversity immigrants compared with all immigrants



**Source:** CRS presentation of FY2009 data from the DHS Office of Immigration Statistics.

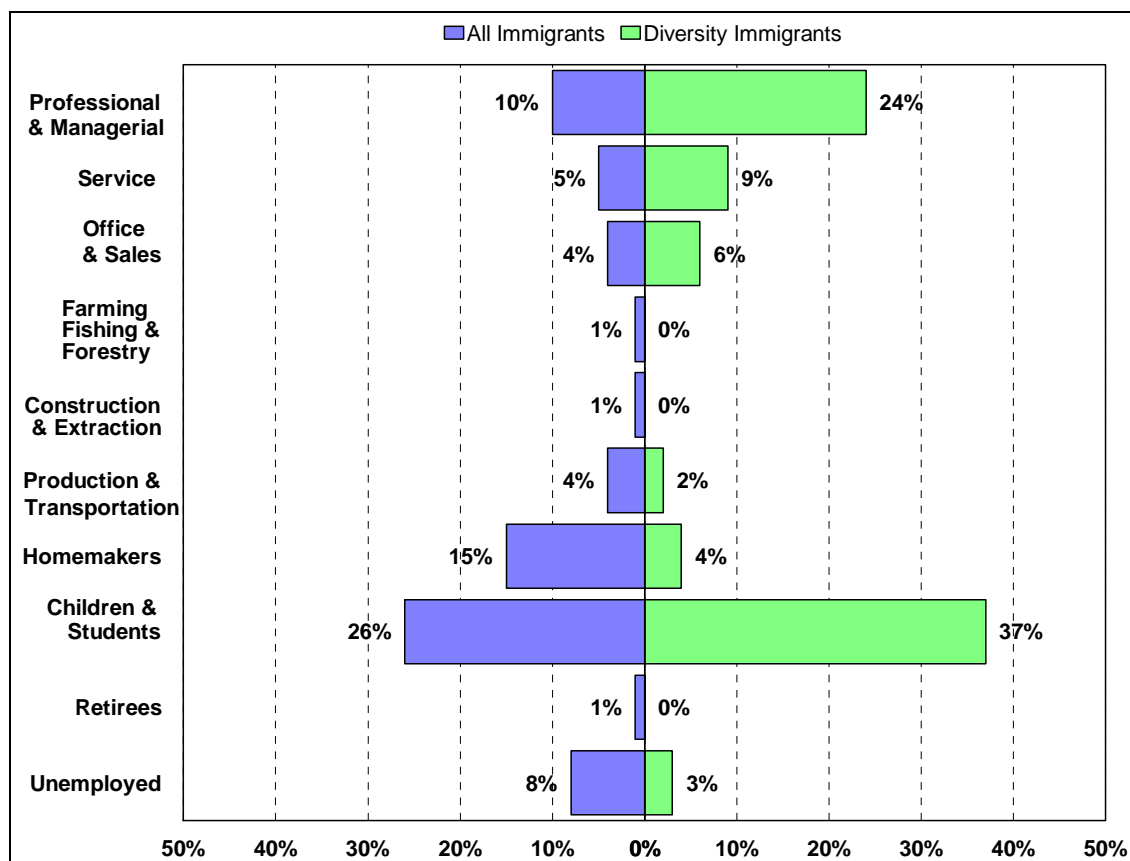
**Notes:** In FY2009, there were 1.1 million LPRs, of which 47,879 were diversity immigrants. North America includes the Caribbean and Central America.

The distribution for Asia in FY2009 is interesting because it epitomizes the complexities of the two-step formula (e.g., regional population and each country’s past immigration total), which is used to allocate diversity visas. Asia included many top sending countries for LPRs, such as the People’s Republic of China, India, and the Philippines. Yet it also included nations that qualified for diversity visas, such as Bangladesh, Nepal, and Turkey. As **Figure 2** illustrates, Asia represented a somewhat more comparable portion of the 1.1 million LPRs (35%) in relation to its portion of the 47,879 diversity immigrants (28%) in contrast to the other world regions.

Although the diversity immigrants are required to have only a high school education (or the equivalent) or two years experience in an occupation which requires at least two years of training or experience, they were more likely to report managerial and professional occupations than LPRs generally. Specifically, almost a quarter (24%) of diversity immigrants reported managerial and professional occupations in contrast to 10% of the 1.1 million LPRs in FY2009 (**Figure 3**).

**Figure 3. Occupations Reported by LPRs in FY2009**

Diversity immigrants compared with all immigrants



Source: CRS presentation of FY2009 data from the DHS Office of Immigration Statistics.

Notes: In FY2009, there were 1.1 million LPRs, of which 47,879 were diversity immigrants.

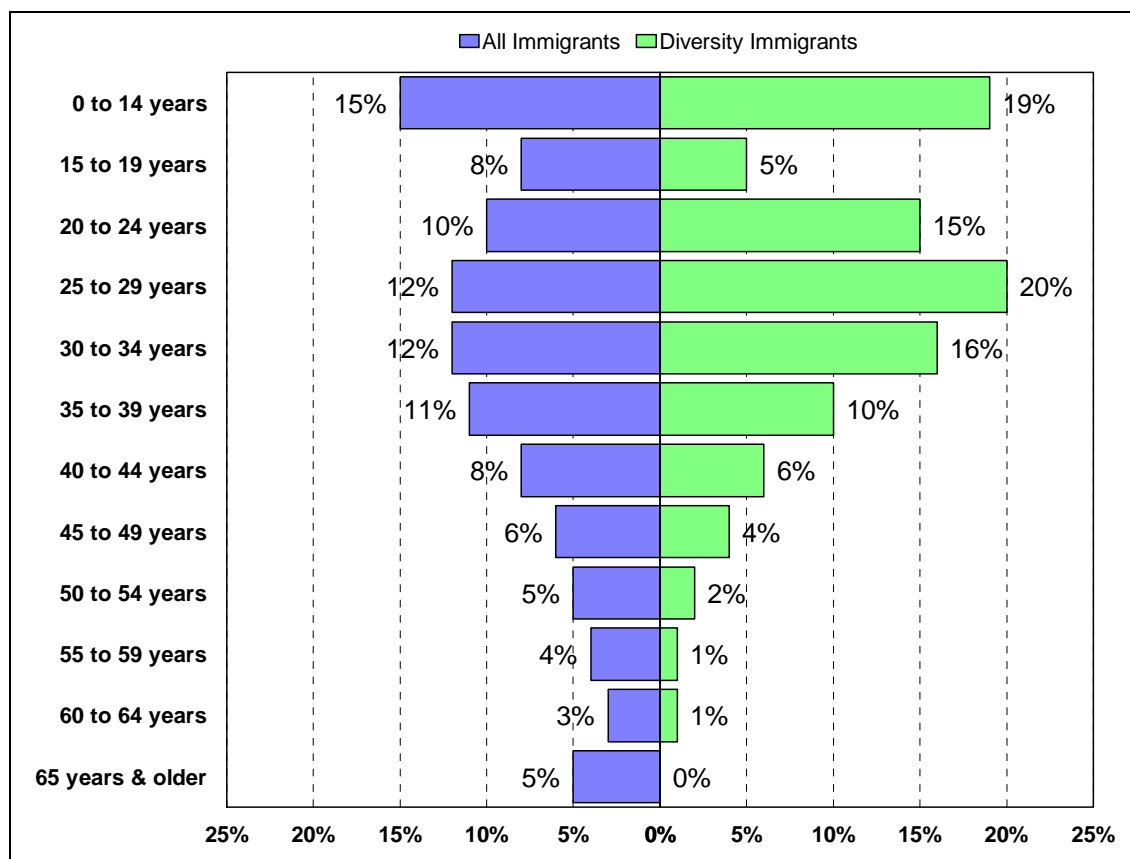
Data presented in both P.L. 105-100 and **Figure 4** indicate that diversity immigrants included more children and youth than did LPRs generally in FY2009.<sup>14</sup> Indeed, **Figure 4** shows that diversity immigrants were more likely to obtain LPR status as they begin their working years than were LPRs overall. The immigrant population of the United States is typically more likely to be in the prime working age group than the native-born population, and the youthful skew of the diversity immigrants' age distribution in FY2009 is even more striking.<sup>15</sup>

<sup>14</sup> Bear in mind that most of the children are accompanying family of the principle LPR who qualifies for the visa.

<sup>15</sup> For further analysis of the foreign-born populations, see CRS Report R41592, *The U.S. Foreign-Born Population: Trends and Selected Characteristics*, by (name redacted).

**Figure 4. Age Distribution of LPRs in FY2009**

Diversity immigrants compared with all immigrants



**Source:** CRS presentation of FY2009 data from the DHS Office of Immigration Statistics.

**Notes:** In FY2009, there were 1.1 million LPRs, of which 47,879 were diversity immigrants.

Diversity immigrants were somewhat less likely to be married than LPRs generally in FY2009, perhaps a function of their relative youth. Over half (54%) of diversity immigrants were single, in contrast to 37% of LPRs overall. Few of either group were likely to be widowed, divorced or separated. In addition, 57% of diversity immigrants were males while only 45% of all LPRs were males in FY2009.

## Legislative Issues

Legislation to eliminate the diversity visa category, the Security and Fairness Enhancement for America Act of 2011 or SAFE for America Act (H.R. 704), has been introduced in the 112<sup>th</sup> Congress. In the Senate, §4(c) of the Strengthening Our Commitment to Legal Immigration and America’s Security Act (S. 332) would also eliminate the diversity visa category. During the 109<sup>th</sup> Congress, provisions eliminating the diversity visa lottery comparable to H.R. 704 and those in S.

332 were incorporated into H.R. 4437, which the House passed on December 16, 2005.<sup>16</sup> At that time, there were two themes that characterized the debate over the diversity visa lottery: fairness and security. These issues of fairness and security are likely to arise again when or if the 112<sup>th</sup> Congress considers H.R. 704. The policy questions discussed below are framed in terms of issues that might arise if debate occurs.

## **Policy Questions**

As Congress weighs whether to eliminate or revise the diversity visa category, various aspects of the diversity visa might be considered. This report concludes with four policy questions that would be pertinent to this discussion. These selected questions are illustrative of an issue that is nested in the broader immigration debate—a debate often characterized as a “zero-sum game.”

### **Is it fair to have the diversity visa category when there are family members and prospective employees who are waiting in queues for visas to become available?**

Some might cite the latest National Visa Center data, which indicated there were 4.7 million approved family-based and employment-based petitions waiting for a visa to become available at the close of FY2010.<sup>17</sup> They might advocate that the 50,000 diversity visas would be better used for backlog reduction of the other visa categories. Others might observe that the family-based, employment-based, and diversity visa categories are statutorily designed as independent pathways to LPR status and that the problems of the family-based and employment-based backlogs could only be addressed through comprehensive immigration reform.<sup>18</sup>

### **Is the diversity visa lottery more vulnerable to fraud and misuse than other immigration pathways?**

Some might reference the 2009 arrests of Lassissi Afolabi and Akouavi Kpade Afolabi, who coerced foreign nationals into human trafficking and forced labor rings by paying for the diversity visas if they listed the trafficked young women as their own family on the visa application.<sup>19</sup> They also might cite the U.S. Government Accountability Office (GAO), which found pervasive fraud reported by some consular posts.<sup>20</sup> Others might refer to the numerous fraud investigations and

---

<sup>16</sup> No further action on this legislation occurred in the 109<sup>th</sup> Congress. CRS Report RL33125, *Immigration Legislation and Issues in the 109<sup>th</sup> Congress*, coordinated by (name redacted).

<sup>17</sup> U.S. Department of State, *Annual Report of Immigrant Visa Applicants in the Family-sponsored and Employment-based preferences Registered at the National Visa Center as of November 1, 2010*, <http://www.travel.state.gov/pdf/WaitingListItem.pdf>. The USCIS has not reported how many petitions it has approved for aliens adjusting to LPR status within the United States.

<sup>18</sup> For more on the legal immigration issues, see CRS Report RL32235, *U.S. Immigration Policy on Permanent Admissions*, by (name redacted).

<sup>19</sup> U.S. Attorney District of New Jersey, “Togolese Woman Sentenced To 27 Years In Prison For Forced Labor,” press release, September 20, 2010, <http://www.justice.gov/usao/nj/Press/files/pdf/2010/Afolabi,%20Akouavi%20Kpade%20Sentencing%20PR.pdf>.

<sup>20</sup> U.S. Government Accountability Office, *Border Security: Fraud Risks Complicate State’s Ability to Manage Diversity Visa Program*, GAO-07-1174, September 21, 2007, <http://www.gao.gov/products/GAO-07-1174>.

arrests of immigrants who used other visa categories.<sup>21</sup> Others might also point out that DOS and DHS have revised the diversity lottery procedures to address these fraud vulnerabilities.<sup>22</sup> For example, DOS maintains that the electronic registration process increases its ability to screen duplicate and fraudulent entries as well as enables the use of facial recognition software to detect fraud.<sup>23</sup>

### **Are there national security reasons to eliminate the diversity visa?**

Some might cite the case of Hesham Mohamed Ali Hedayet, the Egyptian immigrant who shot and killed two people at Los Angeles International Airport on July 4, 2002, and who had obtained LPR status as the spouse of diversity immigrant.<sup>24</sup> Some might assert that the difficulties of performing background checks in many of the countries currently qualifying for the diversity lottery, as well as broader concerns about terrorism, justify the elimination of the category. Some might cite the 2004 warning of the DOS Deputy Inspector General that the diversity visa lottery “contains significant vulnerabilities to national security” from state sponsors of terrorism.<sup>25</sup> Others might point out that immigrants coming to the United States in the other LPR visa categories are not restricted if they come from these same countries and further argue that background checks for national security risks are performed on all prospective immigrants seeking to come to the United States. Others might reference the broader reform to visa security that Congress has enacted since the early 2000s,<sup>26</sup> or cite the 2007 GAO report stating: “We found no documented evidence that DV immigrants from these, or other, countries posed a terrorist or other threat.”<sup>27</sup>

### **Are the reasons that led to establishment of the diversity visa category (e.g., to stimulate “new seed” immigration) still germane today?**

Some might point to the immigration dominance of nationals from a handful of countries and argue that the diversity visa fosters new and more varied migration to counterbalance an immigration system weighted disproportionately to family-based immigrants.

---

<sup>21</sup> For recent examples, see U.S. Government Accountability Office, *H-2B Visa Program: Closed Civil Criminal Cases Illustrate Instances of H-2B Workers Being Targets of Fraud and Abuse*, GAO-10-1053, September 30, 2010; U.S. Government Accountability Office, *H-1B Visa Program: Reforms Are Needed to Minimize the Risks and Costs of Current Program*, GAO-11-26, January 14, 2011; U.S. Government Accountability Office, *Export Controls: Improvements Needed to Prevent Unauthorized Technology Releases to Foreign Nationals in the United States*, GAO-11-354, February 2, 2011; and Office of Inspector General, *The Special Immigrant Nonminister Religious Worker Program*, U.S. Department of Homeland Security, OG-09-79, June 2009.

<sup>22</sup> U.S. Department of State, “Diversity Visa Program Scammers Sending Fraudulent Emails and Letters,” press release, 2011, [http://travel.state.gov/visa/immigrants/types/types\\_1749.html](http://travel.state.gov/visa/immigrants/types/types_1749.html).

<sup>23</sup> “DOS Announces 2011 Diversity Lottery Program Registration and Instructions,” *Interpreter Releases*, vol. 86, no. 38 (October 5, 2009); and “2008 Diversity Visa Registrations,” *Interpreter Releases*, vol. 84, no. 1 (January 2, 2007).

<sup>24</sup> U.S. Congress, House Committee on the Judiciary, Subcommittee on Immigration and Claims, *Immigration And Naturalization Service’s (INS’s) Interactions With Hesham Mohamed Ali Hedayet*, hearing, 107<sup>th</sup> Cong., 2<sup>nd</sup> sess., October 2, 2002, Serial No. 110.

<sup>25</sup> U.S. Congress, House Committee on the Judiciary, Subcommittee on Immigration, Border Security, and Claims, *The Diversity Visa Program, and Its Susceptibility to Fraud and Abuse*, 108<sup>th</sup> Cong., 2<sup>nd</sup> sess., April 29, 2004.

<sup>26</sup> For more on the reforms of visa security, see CRS Report R41093, *Visa Security Policy: Roles of the Departments of State and Homeland Security*, by (name redacted).

<sup>27</sup> U.S. Government Accountability Office, *Border Security: Fraud Risks Complicate State’s Ability to Manage Diversity Visa Program*, GAO-07-1174, September 21, 2007, <http://www.gao.gov/products/GAO-07-1174>.

- If diversity of immigration is still a goal of U.S. immigration policy, is a visa lottery the best method to achieve that goal?
- If not a lottery, are there other mechanisms, such as a point system, that could be used to allocate the visas?<sup>28</sup>

Others might argue that, after 20 years, the diversity visa category has run its course. They might cite the overlap between countries that qualified for the diversity lottery and the top immigrant source countries as an indication that the need for “new seed” immigration has been met.

## **Author Contact Information**

(name redacted)  
Specialist in Immigration Policy  
#redacted#@crs.loc.gov, 7-....

---

<sup>28</sup> CRS Report RL34030, *Point Systems for Immigrant Selection: Options and Issues*, by (name redacted).

# EveryCRSReport.com

The Congressional Research Service (CRS) is a federal legislative branch agency, housed inside the Library of Congress, charged with providing the United States Congress non-partisan advice on issues that may come before Congress.

EveryCRSReport.com republishes CRS reports that are available to all Congressional staff. The reports are not classified, and Members of Congress routinely make individual reports available to the public.

Prior to our republication, we redacted names, phone numbers and email addresses of analysts who produced the reports. We also added this page to the report. We have not intentionally made any other changes to any report published on EveryCRSReport.com.

CRS reports, as a work of the United States government, are not subject to copyright protection in the United States. Any CRS report may be reproduced and distributed in its entirety without permission from CRS. However, as a CRS report may include copyrighted images or material from a third party, you may need to obtain permission of the copyright holder if you wish to copy or otherwise use copyrighted material.

Information in a CRS report should not be relied upon for purposes other than public understanding of information that has been provided by CRS to members of Congress in connection with CRS' institutional role.

EveryCRSReport.com is not a government website and is not affiliated with CRS. We do not claim copyright on any CRS report we have republished.