



Unauthorized Aliens Residing in the United States: Estimates Since 1986

Ruth Ellen Wasem
Specialist in Immigration Policy

February 28, 2008

Congressional Research Service

7-5700

www.crs.gov

RL33874

Summary

Estimates derived from the March Supplement of the U.S. Census Bureau's Current Population Survey indicate that the unauthorized resident alien population (commonly referred to as *illegal aliens*) has risen from 3.2 million in 1986 to 11.1 million in 2005. The estimated number of unauthorized aliens had dropped to 1.9 million in 1988 following passage of a 1986 law that legalized several million unauthorized aliens. About two-thirds of the unauthorized population in 2005 were estimated to have entered the United States in the past decade.

Similarly, the Department of Homeland Security's Office of Immigration Statistics (OIS) reported an estimated 11.6 million unauthorized alien residents as of January 2006, up from 8.5 million in January 2000. The OIS based its estimates on estimates from the U.S. Census Bureau's American Community Survey. The OIS estimated that the unauthorized immigrant population in the United States increased by 37%, with an annual average increase of 515,000 unauthorized aliens over the past six years.

Research suggests that various factors have contributed to the increase in unauthorized resident aliens in recent years, and that the rise is often attributed to the "push-pull" of prosperity-fueled job opportunities in the United States in contrast to limited or nonexistent job opportunities in the sending countries. Some observers maintain that lax enforcement of employer sanctions for hiring unauthorized aliens has facilitated this "push-pull," but it is difficult to demonstrate this element empirically.

Some researchers are now suggesting that the increased unauthorized resident population is an inadvertent consequence of border enforcement and immigration control policies. They posit that strengthened border security has curbed the fluid movement of seasonal workers. They also cite the backlog in processing immigrant petitions, which some argue lead aliens to risk residing without legal status with their family in the United States while they wait for the petitions to be processed or visas to become available.

Some observers point to more elusive factors when assessing the increase of unauthorized resident aliens—such as shifts in immigration enforcement priorities away from illegal entry to removing suspected terrorists and criminal aliens, or discussions of possible "amnesty" legislation. Others argue that border security measures enacted in recent years have not received adequate funding to be effective against unauthorized migration.

This report does not track legislation and will be updated as needed.

Contents

Background	1
Estimates Since 1986.....	2
Analysis from the Current Population Survey.....	4
Analysis from the American Community Survey.....	6
Contributing Factors.....	7

Figures

Figure 1. Estimated Number of Unauthorized Resident Aliens, 1986-2005	3
Figure 2. Unauthorized Resident Alien Population by Place of Origin, 1986 and 2005.....	5
Figure 3. Unauthorized Resident Aliens in 2005, by Reported Year of Arrival	6

Contacts

Author Contact Information	8
----------------------------------	---

Background

An estimated 37 million foreign-born people reside in the United States. In recent years, the United States typically admitted or adjusted 600,000 to 1 million aliens annually, giving them the status of “legal permanent resident” (LPR), a term synonymous with the term *immigrant*. In addition to those foreign nationals who permanently reside legally in the United States, millions each year come temporarily on nonimmigrant visas, and some of these nonimmigrants (e.g., foreign students and intra-company business transfers) may reside legally in the United States for several years. It is also estimated that each year hundreds of thousands of foreign nationals overstay their nonimmigrant visas.¹

The three main components of the unauthorized resident alien population are (1) aliens who overstay their nonimmigrant visas, (2) aliens who enter the country surreptitiously without inspection, and (3) aliens who are admitted on the basis of fraudulent documents. In all three instances, the aliens are in violation of the Immigration and Nationality Act (INA) and subject to removal.

The last major law that allowed unauthorized aliens living in the United States to legalize their status was the Immigration Reform and Control Act (IRCA) of 1986 (P.L. 99-603). Generally, legislation such as IRCA is referred to as an “amnesty” or a legalization program because it provides LPR status to aliens who are otherwise residing illegally in the United States. Among IRCA’s main provisions was a time-limited legalization program, codified at § 245A of the Immigration and Nationality Act, that enabled certain illegal aliens who entered the United States before January 1, 1982, to become LPRs.² It also had a provision that permitted aliens working illegally as “special agricultural workers” to become LPRs.³ Nearly 2.7 million aliens established legal status through the provisions of IRCA.

Continued high levels of unauthorized migration to the United States have, in part, prompted the current discussion of guest worker programs, as well as major proposals that would permit legalization under specified conditions. There are also proposals aimed at reducing unauthorized migration by tightening up enforcement of immigration laws.⁴ The report of the National Commission on Terrorist Attacks Upon the United States (also known as the 9/11 Commission) stated that “more than 9 million people are in the United States outside the legal immigration system” as one of the reasons for the Commission’s recommendations to improve immigration services and strengthen enforcement of immigration laws.⁵

This CRS report presents data estimating the number of unauthorized aliens who have been living in the United States since 1986. There have been a variety of estimates of the unauthorized resident alien population over this period, sometimes with substantially different results. This report is limited to data analyses of the Current Population Survey (CPS) conducted by the U.S.

¹ See CRS Report RS22446, *Nonimmigrant Overstays: Brief Synthesis of the Issue*, by Ruth Ellen Wasem.

² 8 U.S.C. § 1255a.

³ 8 U.S.C. § 1160.

⁴ For a discussion of proposals in the previous Congress, see CRS Report RL33125, *Immigration Legislation and Issues in the 109th Congress*, by Andorra Bruno et al.

⁵ For a discussion of these recommendations, see National Commission on Terrorist Attacks Upon the United States, *The 9/11 Commission Report*, chap. 12.4, pp. 383-391, July 2004.

Census Bureau and the Bureau of Labor Statistics so that there is a basic standard of comparison over time.⁶

Estimates Since 1986

For a basis of comparison, **Figure 1** presents the estimate of 3.2 million unauthorized resident aliens in 1986 calculated by demographers Karen Woodrow and Jeffrey Passel, who worked for the U.S. Census Bureau at that time. As expected after the passage of IRCA, the estimate for 1988 dropped to 1.9 million.⁷ According to demographer Robert Warren of the former Immigration and Naturalization Service (INS), the estimated unauthorized resident alien population grew to 3.4 million in 1992 and to 5.0 million in 1996.⁸ By the close of the decade, the estimated number of unauthorized alien residents had more than doubled. Passel, now at the Pew Hispanic Center, estimated the unauthorized population in 2000 at 8.5 million, but this latter estimate included aliens who had petitions pending or relief from deportation.⁹

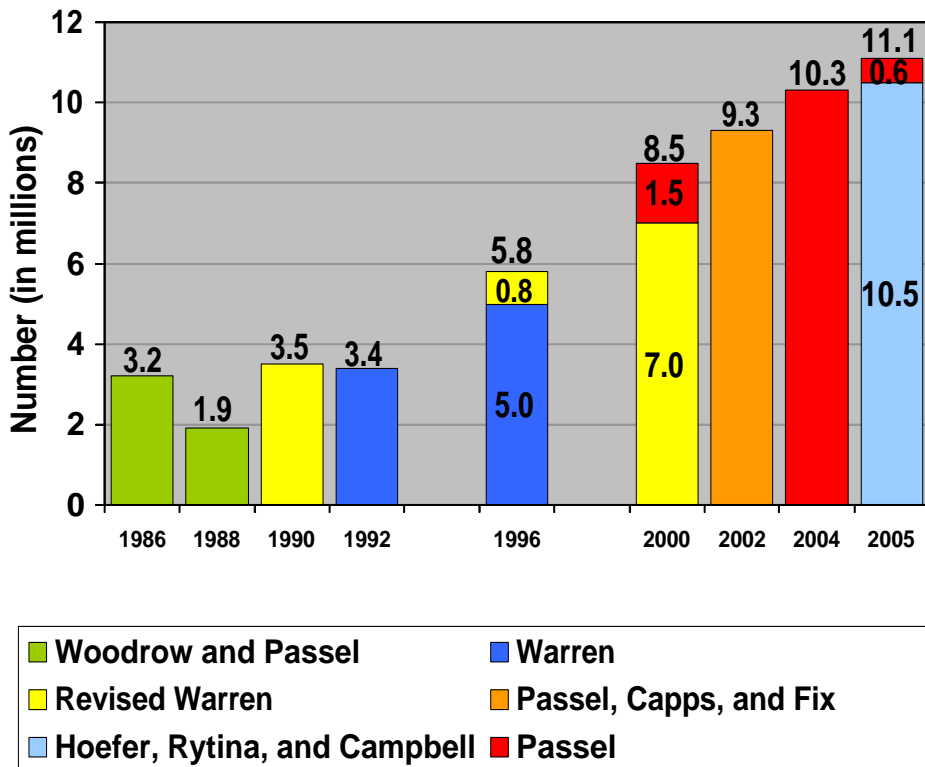
⁶ The demographers who conducted these analyses used some variant of a residual methodology to estimate the population (i.e., the estimated population remaining after citizens and authorized aliens are accounted for), another reason they were selected for this comparison. Demographers at the U.S. Census Bureau also have used a similar methodology to estimate the residual foreign born population in the 2000 decennial census, and they reported the following: "According to our calculations, the estimated residual foreign-born population counted in the 2000 census was 8,705,419. Assuming a 15-percent undercount rate yields a population of 10,241,669 in 2000." They point out that the category of residual foreign born includes "quasi legal aliens" (i.e., aliens without legal status who have petitions pending or court cases underway that potentially would give them LPR status), as well as unauthorized aliens, and thus should not be considered an official estimate of unauthorized resident aliens. U.S. Census Bureau, Population Division Working Paper 61, *Evaluating Components of International Migration: The Residual Foreign Born*, by Joseph M. Costanzo, Cynthia Davis, Caribert Irazi, Daniel Goodkind, and Roberto Ramirez (June 2002).

⁷ Karen Woodrow and Jeffrey Passel, "Post-IRCA Undocumented Immigration to the United States: An Analysis Based on the June 1988 CPS," in *Undocumented Migration to the United States*, by Frank D. Bean, Barry Edmonston, and Jeffrey Passel (RAND Corporation, 1990).

⁸ *Annual Estimates of the Unauthorized Immigrant Population Residing in the United States and Components of Change: 1987 to 1997*, by Robert Warren, Office of Policy and Planning, U.S. Immigration and Naturalization Service, September 2000.

⁹ U.S. Congress, House Committee on the Judiciary, Subcommittee on Immigration and Claims, *Hearing on the U.S. Population and Immigration*, August 2, 2001.

Figure 1. Estimated Number of Unauthorized Resident Aliens, 1986-2005



Sources: CRS presentation of analysis of Current Population Survey data conducted by Karen Woodrow and Jeffrey Passel (1986 and 1990); Robert Warren (1996, 2000, and 2003); Jeffrey Passel, Randy Capps, and Michael Fix (2002); Passel (2000, 2005, and 2006); and Michael Hoefler, Nancy Rytina, and Christopher Campbell (2006).

Subsequently, Warren estimated that there were 7.0 million unauthorized aliens residing in the United States in 2000. As depicted in **Figure 1**, he also revised his earlier analyses using the latest CPS and estimated that there were 3.5 million unauthorized aliens living in the United States in 1990 and 5.8 million in 1996. Warren excluded “quasi-legal” aliens (e.g., those who had petitions pending or relief from deportation) from his estimates.¹⁰ By 2002, the estimated number of unauthorized resident aliens had risen to 9.3 million.¹¹ During the first decade after IRCA, researchers projected that the net growth in unauthorized aliens had averaged about 500,000 annually; more recent analyses estimated the average growth at 700,000 to 800,000 annually. If the later trend held, about 12 million unauthorized aliens may have been residing in the United States by the close of 2006.¹²

¹⁰ U.S. Immigration and Naturalization Service, *Estimates of the Unauthorized Immigrant Population Residing in the United States, 1990 to 2000*, January 31, 2003.

¹¹ The Urban Institute, *Undocumented Immigrants: Facts and Figures*, by Jeffrey Passel, Randy Capps, and Michael Fix, January 12, 2004.

¹² Pew Hispanic Center, *Estimates of the Size and Characteristics of the Undocumented Population*, by Jeffrey Passel, March 21, 2005.

Analysis from the Current Population Survey

The most commonly cited published estimate based upon the March 2006 CPS is that 11.1 million unauthorized aliens were residing in the United States. According to this analysis by Passel, Mexicans made up more than half of undocumented immigrants—56 % of the total, or about 6.2 million. He estimated that 2.5 million (22%) were from other Latin American countries. About 13% were from Asia, 6% from Europe and Canada, and 3% from the rest of the world.¹³

As **Figure 2** illustrates, the 2005 distribution by region of origin was similar to Woodrow and Passel's analysis of the 1986 data, despite the growth in overall numbers from 3.2 million in 1986 to 11.1 million in 2005. In 1986, 69% of the unauthorized aliens residing in the United States were estimated to be from Mexico, compared with 56% in 2005. Asia's share of the unauthorized alien residents appeared to have grown over this period (from 6% to 13%), as did the portion from the "other" parts of the world. Note that Canada is grouped with North and South America (excluding Mexico) in 1986 and with Europe in 2005.¹⁴

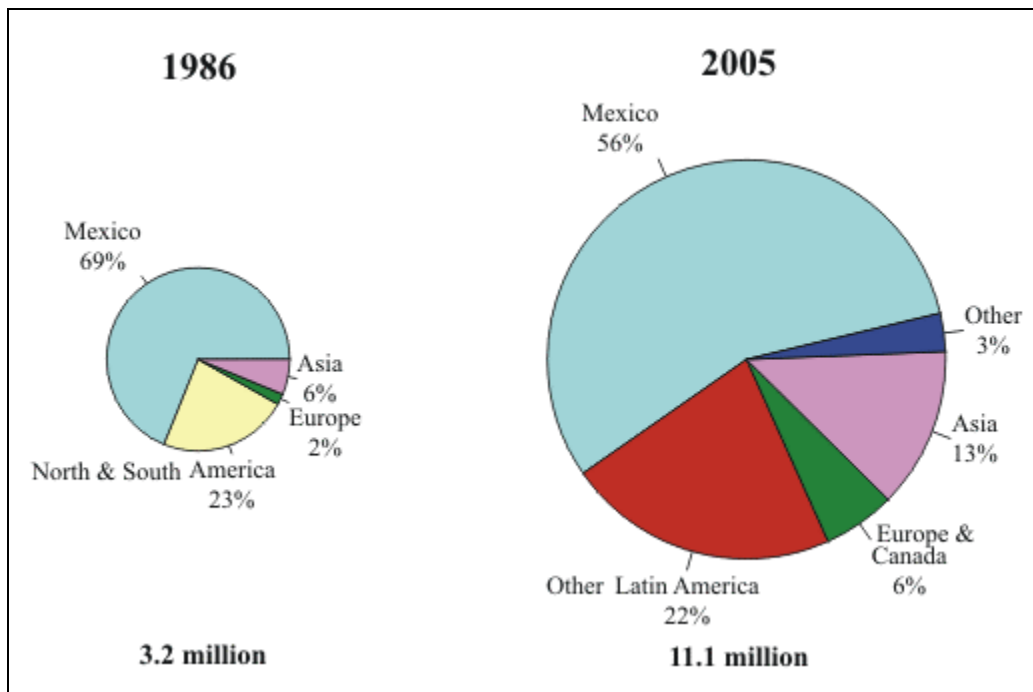
Passel estimated the number of persons living in families in which the head of the household or the spouse is an unauthorized alien was 14.6 million as of March 2005. Passel also reported that in 2005 there were an estimated 1.8 million children who were unauthorized and an estimated 3.1 million children who were U.S. citizens by birth living in families in which the head of the family or a spouse was unauthorized. He projected that unauthorized aliens accounted for about 4.9% of the civilian labor force in March 2005, or about 7.2 million workers out of a labor force of 148 million.¹⁵

¹³ Pew Hispanic Center, *Size and Characteristics of the Unauthorized Migrant Population in the U.S.: Estimates Based on the March 2005 Current Population Survey*, by Jeffrey Passel, March 7, 2006.

¹⁴ Ibid.

¹⁵ For a discussion of how many unauthorized aliens are currently in the U.S. workforce, see CRS Report RL32044, *Immigration: Policy Considerations Related to Guest Worker Programs*, by Andorra Bruno.

Figure 2. Unauthorized Resident Alien Population by Place of Origin, 1986 and 2005

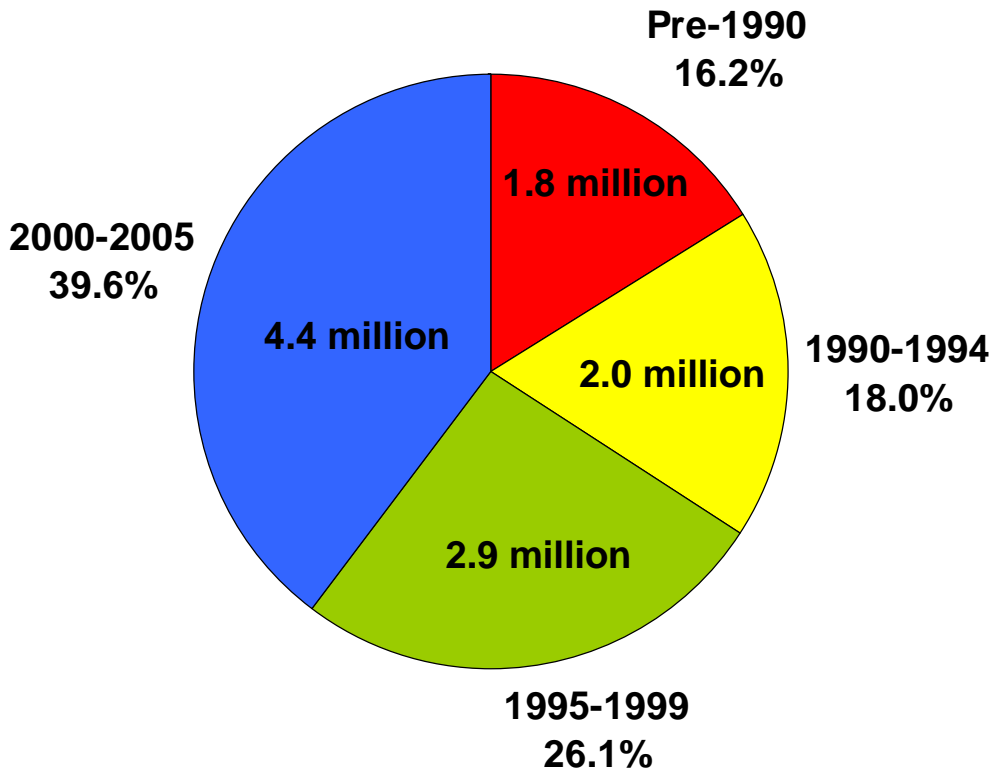


Source: CRS presentation of analysis of Current Population Survey data conducted by Karen Woodrow: Jeffrey Passel (1990), and Jeffrey Passel (2006).

According to Passel, the largest share of the unauthorized population (4.4 million aliens) had been in the country five years or less. As **Figure 3** depicts, about two-thirds of the unauthorized population were estimated to have entered the United States during the decade 1995-2005.¹⁶

¹⁶ Pew Hispanic Center, *Size and Characteristics of the Unauthorized Migrant Population in the U.S.: Estimates Based on the March 2005 Current Population Survey*, by Jeffrey Passel, March 7, 2006.

Figure 3. Unauthorized Resident Aliens in 2005, by Reported Year of Arrival



Source: CRS presentation by analysis of Current Population Survey data conducted by Jeffrey Passel (2006).

Analysis from the American Community Survey

Michael Hofer, Nancy Rytina, and Christopher Campbell of the Department of Homeland Security’s (DHS’s) Office of Immigration Statistics (OIS) recently published its 2006 estimates of the unauthorized resident alien population and yielded results consistent with Passel’s, discussed above. OIS demographers Hofer, Rytina, and Campbell drew their estimates from the American Community Survey of the U.S. Census Bureau.¹⁷ The OIS reported an estimated 11.6 million unauthorized alien residents as of January 2006, up from 8.5 million in January 2000. The OIS estimated that the unauthorized immigrant population in the United States increased by 37% over the past six years, with an average increase of 515,000 annually.¹⁸

¹⁷ The American Community Survey (ACS) is a national sample survey that consists of non-overlapping samples from which the U.S. Census Bureau collects monthly household data over the course of a year. The OIS demographers stated that they selected the ACS for the estimates because of its large sample size, 3 million households in 2005 compared to 99,000 for the March 2006 Current Population Survey.

¹⁸ Department of Homeland Security, Office of Immigration Statistics, *Estimates of the Unauthorized Immigrant Population Residing in the United States: January 2006*, by Michael Hofer, Nancy Rytina, and Christopher Campbell, 2007.

According to the OIS, California had more unauthorized residents than any other state—an estimated 2.8 million unauthorized aliens in 2006. Texas followed with 1.6 million, and Florida had 980,000. Among the 10 leading states of residence of the unauthorized population in 2006, OIS reported that those with the largest average annual increases since 2000 were Texas (91,667), California (53,333), and Georgia (45,000). The states with the greatest percentage increases in unauthorized immigrants from 2000 to 2006 were Georgia (123%), Washington (65%), and Arizona (52%).¹⁹

Contributing Factors

The research points to various factors that have contributed to the increase in unauthorized resident aliens. Historically, unauthorized migration is generally attributed to the “push-pull” of prosperity-fueled job opportunities in the United States in contrast to limited or nonexistent job opportunities in the sending countries.²⁰ Some observers maintain that lax enforcement of employer sanctions for hiring unauthorized aliens has facilitated this “push-pull,” but it is difficult to demonstrate this element empirically. Political instability or civil unrest at home is another element that traditionally has induced people to risk unauthorized migration, but the motives for such migrations are sometimes mixed with the economic hardships often correlated with political upheaval.²¹

Although most policy makers have assumed that tighter border enforcement would reduce unauthorized migration, some researchers are now suggesting that the strengthening of the immigration enforcement provisions, most notably by the enactment of the Illegal Immigration Reform and Immigrant Responsibility Act of 1996 (IIRIRA), may have inadvertently *increased* the population of unauthorized resident aliens.²² This perspective argues that IIRIRA’s increased penalties for illegal entry, coupled with increased resources for border enforcement, stymied what had been a rather fluid movement of migratory workers along the southern border; this in turn raised the stakes in crossing the border illegally and created an incentive for those who succeed in entering the United States to stay.²³

Another contributing factor—best represented by the “quasi-legal” aliens discussed above—is the wait-times for immigrant petitions to be processed and visas to become available to legally come to the United States. There are statutory ceilings that limit the number of immigrant visas issued each year. There are also significant backlogs in processing petitions because of the high volume of aliens eligible to immigrate to the United States and the large number eligible to become U.S.

¹⁹ *Op. cit.* For alternative analyses, see Pew Hispanic Center, *Estimates of the Unauthorized Migrant Population for States based on the March 2005 CPS*, by Jeffrey Passel, April 26, 2006.

²⁰ For further analysis, see CRS Report RL32982, *Immigration Issues in Trade Agreements*, by Ruth Ellen Wasem.

²¹ For a summary of this research, see Commission for the Study of International Migration and Cooperative Economic Development, *Unauthorized Migration: An Economic Development Response*, Appendix E, July 1990.

²² For trends in apprehensions of unauthorized aliens, see CRS Report RL32562, *Border Security: The Role of the U.S. Border Patrol*, by Blas Nuñez-Neto.

²³ For analysis of the IIRIRA’s effect on unauthorized alien residents, see Wayne Cornelius, “Death at the Border: Efficacy and Unintended Consequences of U.S. Immigration Control Policy,” *Population and Development Review*, vol. 27, no.4 (December 2001). For an analysis of the reduction in unauthorized alien apprehensions after IRCA, see Thomas J. Espenshade, “Undocumented Migration to the United States: Evidence from a Repeated Trials Model,” in *Undocumented Migration to the United States*, by Frank D. Bean, Barry Edmonston, and Jeffrey Passel (RAND Corporation, 1990).

citizens. Of the pending cases, reportedly almost 2 million are immediate relative and family preference petitions.²⁴ Many observe that these family members sometimes risk residing without legal status with their family in the United States while they wait for the petitions to be processed or visas to become available.

Some observers point to more elusive factors—such as shifts in immigration enforcement priorities away from illegal entry to removing suspected terrorists and criminal aliens, or discussions of possible “amnesty” legislation—when they assess the increase of unauthorized resident aliens. Others argue that border security measures enacted in recent years have not received adequate funding to be effective against unauthorized migration, and some maintain that state and local law enforcement officers have not been sufficiently involved in apprehending illegal aliens. Some would make illegal presence an aggravated felony.²⁵ Still others assert that there has not been sufficient funding and staffing for enforcement of immigration laws in the interior of the country.²⁶ It is difficult to measure whether, or to what extent, these other phenomena have contributed to the increase in unauthorized resident aliens.

Author Contact Information

Ruth Ellen Wasem
Specialist in Immigration Policy
rwasem@crs.loc.gov, 7-7342

²⁴ For analysis of immigration admissions, visa priority dates, and backlogs, see CRS Report RL32235, *U.S. Immigration Policy on Permanent Admissions*, by Ruth Ellen Wasem.

²⁵ For a full discussion of these issues and legislative options, see CRS Report RL34204, *Immigration Legislation and Issues in the 110th Congress*, coordinated by Andorra Bruno.

²⁶ For a summary of recent funding, see CRS Report RL34004, *Homeland Security Department: FY2008 Appropriations*, by Jennifer E. Lake et al.