



Congressional Roll Call and Other Record Votes: First Congress Through 108th Congress, 1789 Through 2004

name redacted

March 3, 2005

Congressional Research Service

7-....

www.crs.gov

RL30562

Summary

This compilation provides information on roll call and other record votes taken in the House of Representatives and Senate from the first Congress through the 108th Congress, 1789 through 2004.

Table 1 provides data for the House, the Senate, and both chambers together. Data provided include total record votes taken during each Congress, and the cumulative total record votes taken from the first Congress through the end of each subsequent Congress. The data for each Congress are also broken down by session, from the 80th Congress through the 108th Congress, 1947 through 2004.

Figures 1 through 3 display the number of record votes in each chamber for each session from the 92nd Congress through 108th Congress, 1971 through 2004. They begin with 1971, the first year for which the House authorized record votes in the Committee of the Whole, pursuant to the Legislative Reorganization Act of 1970.

In the 108th Congress, there were 1,218 record votes in the House of Representatives and 675 record votes in the Senate. From 1789 through 2004, there were 92,206 such votes—46,017 votes in the House, and 46,189 votes in the Senate.

This report will be updated following the conclusion of the 109th Congress, first session.

Contents

Roll Call and Record Votes 1

Figures

Figure 1. Total Number of Record Votes, House of Representatives and Senate, 92nd
Congress-108th Congress, 1971-2004 10

Figure 2. Total Number of Record Votes (Yea/Nay and Recorded), House of
Representatives, by Session, 92nd Congress-108th Congress, 1971-2004..... 11

Figure 3. Total Number of Record Votes, Senate, by Session, 92nd Congress-108th
Congress, 1971-2004 12

Tables

Table 1. Record Votes in Congress, First Congress Through 108th Congress, 1789
Through 2004 2

Contacts

Author Contact Information 13

Roll Call and Record Votes

This compilation provides information on record votes taken in the House of Representatives and Senate from the first Congress through the 108th Congress, 1789 through 2004. For purposes of this compilation, a “record vote” is defined as any vote for which public record is made of the votes cast by individual Members.

In the Senate, all record votes are taken by a call of the roll,¹ in which Members state their preference to a clerk. In the House, record votes are normally taken by electronic device, with Members inserting voting cards into a machine and pressing a button to record their preference. Before this system was installed in 1972 (and since, when the system has been unavailable), clerks recorded Members’ votes on the basis of the call of the roll, similarly to the Senate.

Table 1 provides data on the record votes of the House and Senate, and both chambers together, from the first Congress through the 108th Congress, 1789 through 2004. It gives both the total number in, and the cumulative total through, each Congress. For example, in the first Congress (1789 through 1790), there were 109 votes in the House and 100 in the Senate. In the 108th Congress, there were 1,218 record votes in the House of Representatives and 675 record votes in the Senate. From 1789 through 2004, there were 92,206 such votes—46,017 votes in the House, and 46,189 votes in the Senate.

Following **Table 1**, three graphs display data on record votes in each chamber for each session of Congress from the 92nd through 108th Congress, 1971 through 2004. They begin with 1971, the first year for which the House authorized record votes in the Committee of the Whole, pursuant to the Legislative Reorganization Act of 1970. The first graph shows the total number of record votes for each Congress. The second and third graphs show, for the House and Senate respectively, the total number of record votes for each session of Congress.

For the 80th Congress through the 108th Congress, 1947 through 2004, the period usually designated the “modern Congress,” the table also gives the total number of record votes in each chamber during each session of Congress. These data are not readily available for earlier Congresses.² Thus, corresponding cells of the table for Congresses before the 80th Congress carry the notation “na.”

For the House from the 92nd Congress through the 108th Congress, 1971 through 2004, the table also breaks down the record votes during each session into roll call votes (yea and nay votes) and recorded votes. For the earlier years, in which this distinction was not applicable, corresponding cells of the table carry the notation “n/a.”

¹ “A roll call is a call of the roll to determine whether a quorum is present, to establish a quorum, or to vote on a question.” Walter Kravitz, *Congressional Quarterly’s American Congressional Dictionary*, Second Edition (Washington: Congressional Quarterly, Inc., 1997), p. 229. This report is concerned only with record votes and not voice, division, and unrecorded teller votes. See CQ’s *American Congressional Dictionary* for the definitions of the following terms relating to voting: automatic roll call, casting vote, cloture, cluster voting, constitutional votes, division vote, electronic voting, ghost voting, majority vote, proxy voting, Randolph rule, recapitulation of a vote, reconsideration of a vote, recorded vote, recorded vote by clerks, roll call, Speaker’s vote, teller vote, tie vote, voice vote, and yeas and nays.

² In addition, in some of those earlier Congresses, three and occasionally even four sessions were held.

Table I. Record Votes in Congress, First Congress Through 108th Congress, 1789 Through 2004

Congress/ Years		House of Representatives								Senate				Both Chambers	
		1 st Session			2 nd Session			All Sessions		1 st Session	2 nd Session	All Sessions Total	Cumulative Total	Congress Total	Cumulative Total
		Roll Call (yea/nay) Votes ^a	Recorded Votes ^b	Session Total	Roll Call (yea/nay) Votes ^a	Recorded Votes ^b	Session Total	All Sessions Total	Cumulative Total						
1	1789- 1790	<i>na</i>	<i>n/a</i>	<i>na</i>	<i>na</i>	<i>n/a</i>	<i>na</i>	109	109	<i>na</i>	<i>na</i>	100	100	209	209
2	1791- 1792	<i>na</i>	<i>n/a</i>	<i>na</i>	<i>na</i>	<i>n/a</i>	<i>na</i>	102	211	<i>na</i>	<i>na</i>	52	152	154	363
3	1793- 1794	<i>na</i>	<i>n/a</i>	<i>na</i>	<i>na</i>	<i>n/a</i>	<i>na</i>	69	280	<i>na</i>	<i>na</i>	79	231	148	511
4	1795- 1796	<i>na</i>	<i>n/a</i>	<i>na</i>	<i>na</i>	<i>n/a</i>	<i>na</i>	83	363	<i>na</i>	<i>na</i>	86	317	169	680
5	1797- 1798	<i>na</i>	<i>n/a</i>	<i>na</i>	<i>na</i>	<i>n/a</i>	<i>na</i>	155	518	<i>na</i>	<i>na</i>	202	519	357	1,037
6	1799- 1800	<i>na</i>	<i>n/a</i>	<i>na</i>	<i>na</i>	<i>n/a</i>	<i>na</i>	96	614	<i>na</i>	<i>na</i>	120	639	216	1,253
7	1801- 1802	<i>na</i>	<i>n/a</i>	<i>na</i>	<i>na</i>	<i>n/a</i>	<i>na</i>	141	755	<i>na</i>	<i>na</i>	88	727	229	1,482
8	1803- 1804	<i>na</i>	<i>n/a</i>	<i>na</i>	<i>na</i>	<i>n/a</i>	<i>na</i>	132	887	<i>na</i>	<i>na</i>	150	877	282	1,764
9	1805- 1806	<i>na</i>	<i>n/a</i>	<i>na</i>	<i>na</i>	<i>n/a</i>	<i>na</i>	158	1,045	<i>na</i>	<i>na</i>	88	965	246	2,010
10	1807- 1808	<i>na</i>	<i>n/a</i>	<i>na</i>	<i>na</i>	<i>n/a</i>	<i>na</i>	237	1,282	<i>na</i>	<i>na</i>	91	1,056	328	2,338
11	1809- 1810	<i>na</i>	<i>n/a</i>	<i>na</i>	<i>na</i>	<i>n/a</i>	<i>na</i>	293	1,575	<i>na</i>	<i>na</i>	167	1,223	460	2,798
12	1811- 1812	<i>na</i>	<i>n/a</i>	<i>na</i>	<i>na</i>	<i>n/a</i>	<i>na</i>	314	1,889	<i>na</i>	<i>na</i>	204	1,427	518	3,316
13	1813- 1814	<i>na</i>	<i>n/a</i>	<i>na</i>	<i>na</i>	<i>n/a</i>	<i>na</i>	352	2,241	<i>na</i>	<i>na</i>	263	1,690	615	3,931

		House of Representatives								Senate				Both Chambers	
		1 st Session			2 nd Session			All Sessions							
Congress/ Years		Roll Call (yea/nay) Votes ^a	Recorded Votes ^b	Session Total	Roll Call (yea/nay) Votes ^a	Recorded Votes ^b	Session Total	All Sessions Total	Cumu- lative Total	1 st Session	2 nd Session	All Sessions Total	Cumu- lative Total	Congress Total	Cumu- lative Total
14	1815- 1816	<i>na</i>	<i>n/a</i>	<i>na</i>	<i>na</i>	<i>n/a</i>	<i>na</i>	113	2,354	<i>na</i>	<i>na</i>	189	1,879	302	4,233
15	1817- 1818	<i>na</i>	<i>n/a</i>	<i>na</i>	<i>na</i>	<i>n/a</i>	<i>na</i>	106	2,460	<i>na</i>	<i>na</i>	132	2,011	238	4,471
16	1819- 1820	<i>na</i>	<i>n/a</i>	<i>na</i>	<i>na</i>	<i>n/a</i>	<i>na</i>	147	2,607	<i>na</i>	<i>na</i>	120	2,131	267	4,738
17	1821- 1822	<i>na</i>	<i>n/a</i>	<i>na</i>	<i>na</i>	<i>n/a</i>	<i>na</i>	95	2,702	<i>na</i>	<i>na</i>	91	2,222	186	4,924
18	1823- 1824	<i>na</i>	<i>n/a</i>	<i>na</i>	<i>na</i>	<i>n/a</i>	<i>na</i>	94	2,796	<i>na</i>	<i>na</i>	178	2,400	272	5,196
19	1825- 1826	<i>na</i>	<i>n/a</i>	<i>na</i>	<i>na</i>	<i>n/a</i>	<i>na</i>	111	2,907	<i>na</i>	<i>na</i>	234	2,634	345	5,541
20	1827- 1828	<i>na</i>	<i>n/a</i>	<i>na</i>	<i>na</i>	<i>n/a</i>	<i>na</i>	233	3,140	<i>na</i>	<i>na</i>	238	2,872	471	6,012
21	1829- 1830	<i>na</i>	<i>n/a</i>	<i>na</i>	<i>na</i>	<i>n/a</i>	<i>na</i>	273	3,413	<i>na</i>	<i>na</i>	277	3,149	550	6,562
22	1831- 1832	<i>na</i>	<i>n/a</i>	<i>na</i>	<i>na</i>	<i>n/a</i>	<i>na</i>	462	3,875	<i>na</i>	<i>na</i>	422	3,571	884	7,446
23	1833- 1834	<i>na</i>	<i>n/a</i>	<i>na</i>	<i>na</i>	<i>n/a</i>	<i>na</i>	327	4,202	<i>na</i>	<i>na</i>	229	3,800	556	8,002
24	1835- 1836	<i>na</i>	<i>n/a</i>	<i>na</i>	<i>na</i>	<i>n/a</i>	<i>na</i>	459	4,661	<i>na</i>	<i>na</i>	439	4,239	898	8,900
25	1837- 1838	<i>na</i>	<i>n/a</i>	<i>na</i>	<i>na</i>	<i>n/a</i>	<i>na</i>	475	5,136	<i>na</i>	<i>na</i>	410	4,649	885	9,785
26	1839- 1840	<i>na</i>	<i>n/a</i>	<i>na</i>	<i>na</i>	<i>n/a</i>	<i>na</i>	751	5,887	<i>na</i>	<i>na</i>	334	4,983	1,085	10,870
27	1841- 1842	<i>na</i>	<i>n/a</i>	<i>na</i>	<i>na</i>	<i>n/a</i>	<i>na</i>	974	6,861	<i>na</i>	<i>na</i>	822	5,805	1,796	12,666

		House of Representatives							Senate				Both Chambers		
		1 st Session			2 nd Session			All Sessions							
Congress/ Years		Roll Call (yea/nay) Votes ^a	Recorded Votes ^b	Session Total	Roll Call (yea/nay) Votes ^a	Recorded Votes ^b	Session Total	All Sessions Total	Cumu- lative Total	1 st Session	2 nd Session	All Sessions Total	Cumu- lative Total	Congress Total	Cumu- lative Total
28	1843- 1844	<i>na</i>	<i>n/a</i>	<i>na</i>	<i>na</i>	<i>n/a</i>	<i>na</i>	597	7,458	<i>na</i>	<i>na</i>	305	6,110	902	13,568
29	1845- 1846	<i>na</i>	<i>n/a</i>	<i>na</i>	<i>na</i>	<i>n/a</i>	<i>na</i>	642	8,100	<i>na</i>	<i>na</i>	383	6,493	1,025	14,593
30	1847- 1848	<i>na</i>	<i>n/a</i>	<i>na</i>	<i>na</i>	<i>n/a</i>	<i>na</i>	478	8,578	<i>na</i>	<i>na</i>	344	6,837	822	15,415
31	1849- 1850	<i>na</i>	<i>n/a</i>	<i>na</i>	<i>na</i>	<i>n/a</i>	<i>na</i>	572	9,150	<i>na</i>	<i>na</i>	499	7,336	1,071	16,486
32	1851- 1852	<i>na</i>	<i>n/a</i>	<i>na</i>	<i>na</i>	<i>n/a</i>	<i>na</i>	455	9,605	<i>na</i>	<i>na</i>	358	7,694	813	17,299
33	1853- 1854	<i>na</i>	<i>n/a</i>	<i>na</i>	<i>na</i>	<i>n/a</i>	<i>na</i>	607	10,212	<i>na</i>	<i>na</i>	546	8,240	1,153	18,452
34	1855- 1856	<i>na</i>	<i>n/a</i>	<i>na</i>	<i>na</i>	<i>n/a</i>	<i>na</i>	729	10,941	<i>na</i>	<i>na</i>	449	8,689	1,178	19,630
35	1857- 1858	<i>na</i>	<i>n/a</i>	<i>na</i>	<i>na</i>	<i>n/a</i>	<i>na</i>	548	11,489	<i>na</i>	<i>na</i>	702	9,391	1,250	20,880
36	1859- 1860	<i>na</i>	<i>n/a</i>	<i>na</i>	<i>na</i>	<i>n/a</i>	<i>na</i>	433	11,922	<i>na</i>	<i>na</i>	607	9,998	1,040	21,920
37	1861- 1862	<i>na</i>	<i>n/a</i>	<i>na</i>	<i>na</i>	<i>n/a</i>	<i>na</i>	638	12,560	<i>na</i>	<i>na</i>	801	10,799	1,439	23,359
38	1863- 1864	<i>na</i>	<i>n/a</i>	<i>na</i>	<i>na</i>	<i>n/a</i>	<i>na</i>	600	13,160	<i>na</i>	<i>na</i>	598	11,397	1,198	24,557
39	1865- 1866	<i>na</i>	<i>n/a</i>	<i>na</i>	<i>na</i>	<i>n/a</i>	<i>na</i>	613	13,773	<i>na</i>	<i>na</i>	501	11,898	1,114	25,671
40	1867- 1868	<i>na</i>	<i>n/a</i>	<i>na</i>	<i>na</i>	<i>n/a</i>	<i>na</i>	717	14,490	<i>na</i>	<i>na</i>	716	12,614	1,433	27,104
41	1869- 1870	<i>na</i>	<i>n/a</i>	<i>na</i>	<i>na</i>	<i>n/a</i>	<i>na</i>	634	15,124	<i>na</i>	<i>na</i>	742	13,356	1,376	28,480

		House of Representatives								Senate				Both Chambers	
		1 st Session			2 nd Session			All Sessions							
Congress/ Years		Roll Call (yea/nay) Votes ^a	Recorded Votes ^b	Session Total	Roll Call (yea/nay) Votes ^a	Recorded Votes ^b	Session Total	All Sessions Total	Cumu- lative Total	1 st Session	2 nd Session	All Sessions Total	Cumu- lative Total	Congress Total	Cumu- lative Total
42	1871- 1872	<i>na</i>	<i>n/a</i>	<i>na</i>	<i>na</i>	<i>n/a</i>	<i>na</i>	517	15,641	<i>na</i>	<i>na</i>	803	14,159	1,320	29,800
43	1873- 1874	<i>na</i>	<i>n/a</i>	<i>na</i>	<i>na</i>	<i>n/a</i>	<i>na</i>	475	16,116	<i>na</i>	<i>na</i>	420	14,579	895	30,695
44	1875- 1876	<i>na</i>	<i>n/a</i>	<i>na</i>	<i>na</i>	<i>n/a</i>	<i>na</i>	328	16,444	<i>na</i>	<i>na</i>	434	15,013	762	31,457
45	1877- 1878	<i>na</i>	<i>n/a</i>	<i>na</i>	<i>na</i>	<i>n/a</i>	<i>na</i>	377	16,821	<i>na</i>	<i>na</i>	585	15,598	962	32,419
46	1879- 1880	<i>na</i>	<i>n/a</i>	<i>na</i>	<i>na</i>	<i>n/a</i>	<i>na</i>	439	17,260	<i>na</i>	<i>na</i>	570	16,168	1,009	33,428
47	1881- 1882	<i>na</i>	<i>n/a</i>	<i>na</i>	<i>na</i>	<i>n/a</i>	<i>na</i>	349	17,609	<i>na</i>	<i>na</i>	986	17,154	1,335	34,763
48	1883- 1884	<i>na</i>	<i>n/a</i>	<i>na</i>	<i>na</i>	<i>n/a</i>	<i>na</i>	334	17,943	<i>na</i>	<i>na</i>	428	17,582	762	35,525
49	1885- 1886	<i>na</i>	<i>n/a</i>	<i>na</i>	<i>na</i>	<i>n/a</i>	<i>na</i>	306	18,249	<i>na</i>	<i>na</i>	461	18,043	767	36,292
50	1887- 1888	<i>na</i>	<i>n/a</i>	<i>na</i>	<i>na</i>	<i>n/a</i>	<i>na</i>	320	18,569	<i>na</i>	<i>na</i>	389	18,432	709	37,001
51	1889- 1890	<i>na</i>	<i>n/a</i>	<i>na</i>	<i>na</i>	<i>n/a</i>	<i>na</i>	587	19,156	<i>na</i>	<i>na</i>	526	18,958	1,113	38,114
52	1891- 1892	<i>na</i>	<i>n/a</i>	<i>na</i>	<i>na</i>	<i>n/a</i>	<i>na</i>	304	19,460	<i>na</i>	<i>na</i>	209	19,167	513	38,627
53	1893- 1894	<i>na</i>	<i>n/a</i>	<i>na</i>	<i>na</i>	<i>n/a</i>	<i>na</i>	373	19,833	<i>na</i>	<i>na</i>	561	19,728	934	39,561
54	1895- 1896	<i>na</i>	<i>n/a</i>	<i>na</i>	<i>na</i>	<i>n/a</i>	<i>na</i>	162	19,995	<i>na</i>	<i>na</i>	197	19,925	359	39,920
55	1897- 1898	<i>na</i>	<i>n/a</i>	<i>na</i>	<i>na</i>	<i>n/a</i>	<i>na</i>	183	20,178	<i>na</i>	<i>na</i>	381	20,306	564	40,484

		House of Representatives								Senate				Both Chambers	
		1 st Session			2 nd Session			All Sessions							
Congress/ Years		Roll Call (yea/nay) Votes ^a	Recorded Votes ^b	Session Total	Roll Call (yea/nay) Votes ^a	Recorded Votes ^b	Session Total	All Sessions Total	Cumu- lative Total	1 st Session	2 nd Session	All Sessions Total	Cumu- lative Total	Congress Total	Cumu- lative Total
56	1899- 1900	<i>na</i>	<i>n/a</i>	<i>na</i>	<i>na</i>	<i>n/a</i>	<i>na</i>	149	20,327	<i>na</i>	<i>na</i>	169	20,475	318	40,802
57	1901- 1902	<i>na</i>	<i>n/a</i>	<i>na</i>	<i>na</i>	<i>n/a</i>	<i>na</i>	185	20,512	<i>na</i>	<i>na</i>	118	20,593	303	41,105
58	1903- 1904	<i>na</i>	<i>n/a</i>	<i>na</i>	<i>na</i>	<i>n/a</i>	<i>na</i>	87	20,599	<i>na</i>	<i>na</i>	92	20,685	179	41,284
59	1905- 1906	<i>na</i>	<i>n/a</i>	<i>na</i>	<i>na</i>	<i>n/a</i>	<i>na</i>	136	20,735	<i>na</i>	<i>na</i>	128	20,813	264	41,548
60	1907- 1908	<i>na</i>	<i>n/a</i>	<i>na</i>	<i>na</i>	<i>n/a</i>	<i>na</i>	312	21,047	<i>na</i>	<i>na</i>	84	20,897	396	41,944
61	1909- 1910	<i>na</i>	<i>n/a</i>	<i>na</i>	<i>na</i>	<i>n/a</i>	<i>na</i>	202	21,249	<i>na</i>	<i>na</i>	268	21,165	470	42,414
62	1911- 1912	<i>na</i>	<i>n/a</i>	<i>na</i>	<i>na</i>	<i>n/a</i>	<i>na</i>	262	21,511	<i>na</i>	<i>na</i>	396	21,561	658	43,072
63	1913- 1914	<i>na</i>	<i>n/a</i>	<i>na</i>	<i>na</i>	<i>n/a</i>	<i>na</i>	282	21,793	<i>na</i>	<i>na</i>	572	22,133	854	43,926
64	1915- 1916	<i>na</i>	<i>n/a</i>	<i>na</i>	<i>na</i>	<i>n/a</i>	<i>na</i>	157	21,950	<i>na</i>	<i>na</i>	406	22,539	563	44,489
65	1917- 1918	<i>na</i>	<i>n/a</i>	<i>na</i>	<i>na</i>	<i>n/a</i>	<i>na</i>	266	22,216	<i>na</i>	<i>na</i>	384	22,923	650	45,139
66	1919- 1920	<i>na</i>	<i>n/a</i>	<i>na</i>	<i>na</i>	<i>n/a</i>	<i>na</i>	339	22,555	<i>na</i>	<i>na</i>	407	23,330	746	45,885
67	1921- 1922	<i>na</i>	<i>n/a</i>	<i>na</i>	<i>na</i>	<i>n/a</i>	<i>na</i>	362	22,917	<i>na</i>	<i>na</i>	751	24,081	1,113	46,998
68	1923- 1924	<i>na</i>	<i>n/a</i>	<i>na</i>	<i>na</i>	<i>n/a</i>	<i>na</i>	179	23,096	<i>na</i>	<i>na</i>	235	24,316	414	47,412
69	1925- 1926	<i>na</i>	<i>n/a</i>	<i>na</i>	<i>na</i>	<i>n/a</i>	<i>na</i>	114	23,210	<i>na</i>	<i>na</i>	236	24,552	350	47,762

		House of Representatives								Senate				Both Chambers	
		1 st Session			2 nd Session			All Sessions							
Congress/ Years		Roll Call (yea/nay) Votes ^a	Recorded Votes ^b	Session Total	Roll Call (yea/nay) Votes ^a	Recorded Votes ^b	Session Total	All Sessions Total	Cumu- lative Total	1 st Session	2 nd Session	All Sessions Total	Cumu- lative Total	Congress Total	Cumu- lative Total
70	1927- 1928	<i>na</i>	<i>n/a</i>	<i>na</i>	<i>na</i>	<i>n/a</i>	<i>na</i>	72	23,282	<i>na</i>	<i>na</i>	191	24,743	263	48,025
71	1929- 1930	<i>na</i>	<i>n/a</i>	<i>na</i>	<i>na</i>	<i>n/a</i>	<i>na</i>	103	23,385	<i>na</i>	<i>na</i>	436	25,179	539	48,564
72	1931- 1932	<i>na</i>	<i>n/a</i>	<i>na</i>	<i>na</i>	<i>n/a</i>	<i>na</i>	123	23,508	<i>na</i>	<i>na</i>	280	25,459	403	48,967
73	1933- 1934	<i>na</i>	<i>n/a</i>	<i>na</i>	<i>na</i>	<i>n/a</i>	<i>na</i>	143	23,651	<i>na</i>	<i>na</i>	228	25,687	371	49,338
74	1935- 1936	<i>na</i>	<i>n/a</i>	<i>na</i>	<i>na</i>	<i>n/a</i>	<i>na</i>	212	23,863	<i>na</i>	<i>na</i>	193	25,880	405	49,743
75	1937- 1938	<i>na</i>	<i>n/a</i>	<i>na</i>	<i>na</i>	<i>n/a</i>	<i>na</i>	158	24,021	<i>na</i>	<i>na</i>	174	26,054	332	50,075
76	1939- 1940	<i>na</i>	<i>n/a</i>	<i>na</i>	<i>na</i>	<i>n/a</i>	<i>na</i>	227	24,248	<i>na</i>	<i>na</i>	266	26,320	493	50,568
77	1941- 1942	<i>na</i>	<i>n/a</i>	<i>na</i>	<i>na</i>	<i>n/a</i>	<i>na</i>	152	24,400	<i>na</i>	<i>na</i>	192	26,512	344	50,912
78	1943- 1944	<i>na</i>	<i>n/a</i>	<i>na</i>	<i>na</i>	<i>n/a</i>	<i>na</i>	155	24,555	<i>na</i>	<i>na</i>	220	26,732	375	51,287
79	1945- 1946	<i>na</i>	<i>n/a</i>	<i>na</i>	<i>na</i>	<i>n/a</i>	<i>na</i>	249	24,804	<i>na</i>	<i>na</i>	244	26,976	493	51,780
80	1947- 1948	84	<i>n/a</i>	84	79	<i>n/a</i>	79	163	24,967	138	110	248	27,224	411	52,191
81	1949- 1950	121	<i>n/a</i>	121	154	<i>n/a</i>	154	275	25,242	226	229	455	27,679	730	52,921
82	1951- 1952	109	<i>n/a</i>	109	72	<i>n/a</i>	72	181	25,423	202	129	331	28,010	512	53,433
83	1953- 1954	71	<i>n/a</i>	71	76	<i>n/a</i>	76	147	25,570	89	181	270	28,280	417	53,850

		House of Representatives								Senate				Both Chambers	
		1 st Session			2 nd Session			All Sessions							
Congress/ Years		Roll Call (yea/nay) Votes ^a	Recorded Votes ^b	Session Total	Roll Call (yea/nay) Votes ^a	Recorded Votes ^b	Session Total	All Sessions Total	Cumu- lative Total	1 st Session	2 nd Session	All Sessions Total	Cumu- lative Total	Congress Total	Cumu- lative Total
84	1955- 1956	73	<i>n/a</i>	73	74	<i>n/a</i>	74	147	25,717	88	136	224	28,504	371	54,221
85	1957- 1958	100	<i>n/a</i>	100	93	<i>n/a</i>	93	193	25,910	111	202	313	28,817	506	54,727
86	1959- 1960	87	<i>n/a</i>	87	93	<i>n/a</i>	93	180	26,090	215	207	422	29,239	602	55,329
87	1961- 1962	116	<i>n/a</i>	116	124	<i>n/a</i>	124	240	26,330	207	227	434	29,673	674	56,003
88	1963- 1964	119	<i>n/a</i>	119	113	<i>n/a</i>	113	232	26,562	229	312	541	30,214	773	56,776
89	1965- 1966	201	<i>n/a</i>	201	193	<i>n/a</i>	193	394	26,956	259	238	497	30,711	891	57,667
90	1967- 1968	245	<i>n/a</i>	245	233	<i>n/a</i>	233	478	27,434	315	280	595	31,306	1,073	58,740
91	1969- 1970	177	<i>n/a</i>	177	266	<i>n/a</i>	266	443	27,877	245	422	667	31,973	1,110	59,850
92	1971- 1972	212	108	320	244	85	329	649	28,526	423	532	955	32,928	1,604	61,454
93	1973- 1974	307	234	541	325	212	537	1,078	29,604	594	544	1,138	34,066	2,216	63,670
94	1975- 1976	362	250	612	448	213	661	1,273	30,877	611	700	1,311	35,377	2,584	66,254
95	1977- 1978	471	235	706	564	270	834	1,540	32,417	636	520	1,156	36,533	2,696	68,950
96	1979- 1980	359	313	672	420	184	604	1,276	33,693	509	546	1,055	37,588	2,331	71,281
97	1981- 1982	224	129	353	295	164	459	812	34,505	497	469	966	38,554	1,778	73,059

		House of Representatives								Senate				Both Chambers	
		1 st Session			2 nd Session			All Sessions							
Congress/ Years		Roll Call (yea/nay) Votes ^a	Recorded Votes ^b	Session Total	Roll Call (yea/nay) Votes ^a	Recorded Votes ^b	Session Total	All Sessions Total	Cumu- lative Total	1 st Session	2 nd Session	All Sessions Total	Cumu- lative Total	Congress Total	Cumu- lative Total
98	1983- 1984	297	201	498	227	181	408	906	35,411	381	292	673	39,227	1,579	74,638
99	1985- 1986	255	184	439	224	227	451	890	36,301	381	359	740	39,967	1,630	76,268
100	1987- 1988	234	254	488	308	143	451	939	37,240	420	379	799	40,766	1,738	78,006
101	1989- 1990	226	142	368	271	239	510	878	38,118	312	326	638	41,404	1,516	79,522
102	1991- 1992	238	190	428	271	202	473	901	39,019	280	270	550	41,954	1,451	80,973
103	1993- 1994	266	331	597	205	292	497	1,094	40,113	395	329	724	42,678	1,818	82,791
104	1995- 1996	299	568	867	223	231	454	1,321	41,434	613	306	919	43,597	2,240	85,031
105	1997- 1998	285	348	633	257	276	533	1,166	42,600	298	314	612	44,209	1,778	86,809
106	1999- 2000	320	289	609	359	241	600	1,209	43,809	374	298	672	44,881	1,881	88,690
107	2001- 2002	313	194	507	302	181	483	990	44,799	380	253	633	45,514	1,623	90,313
108	2003- 2004	417	258	675	313	230	543	1,218	46,017	459	216	675	46,189	1,893	92,206

Source: Data were obtained from the following sources: (1) U.S. Library of Congress, Congressional Research Service, *Number of Roll Call Votes in the U.S. House of Representatives and in the U.S. Senate, First Through 79th Congresses*, by (name redacted), Report unnumbered (Washington: Jan. 16, 1985, out of print); *Indicators of House of Representatives Workload and Activity*, by Roger H. Davidson and Carol Hardy, CRS Report 87-492 S (Washington: June 8, 1987, out of print); *Indicators of Senate Activity and Workload*, by Roger H. Davidson and Carol Hardy, CRS Report 87-497 S (Washington: June 8, 1987, out of print); and (2) *Congressional Record*, Daily Digest, “Resume of Congressional Activity,” Dec. 22, 1987, p. D1679; Nov. 10, 1988, p. D1399; Nov. 21, 1989, p. D1431; Nov. 2, 1990, p. D1453; Nov. 27, 1991, p. D1549; Oct. 9, 1992, p. D1332; Nov. 26, 1993, p. D1389; Dec. 1, 1994, p. D1273; Jan. 3, 1996, p. D1535; Oct. 4, 1996, p. D1053; Jan. 19, 1999, p. D29; Jan. 30, 2002, p. D46; Jan. 29, 2002, p. D23; Dec. 16, 2002, p. D1193, Dec. 8, 2003, p. D1349, and Dec 20, 2004, p. D1135.

Notes: For the purposes of this compilation, a record vote is defined as any vote for which public record is made of how individual Members voted (for or against). In the House, record votes include both roll call (yea and nay) and recorded votes. In the Senate, all record votes (yea and nay, and roll call votes) are taken by a call of the roll. See text for definition of terms.

- a. Roll call (yea and nay) votes are taken only when the House is sitting as the House and not when in Committee of the Whole (na=not readily available).
- b. Recorded votes may be taken when the House sits either as the House or in Committee of the Whole. Because this form of record votes began in 1971 in the House, the table indicates n/a (not applicable) for the period 1789 through 1970.

Figure 1. Total Number of Record Votes, House of Representatives and Senate, 92nd Congress-108th Congress, 1971-2004

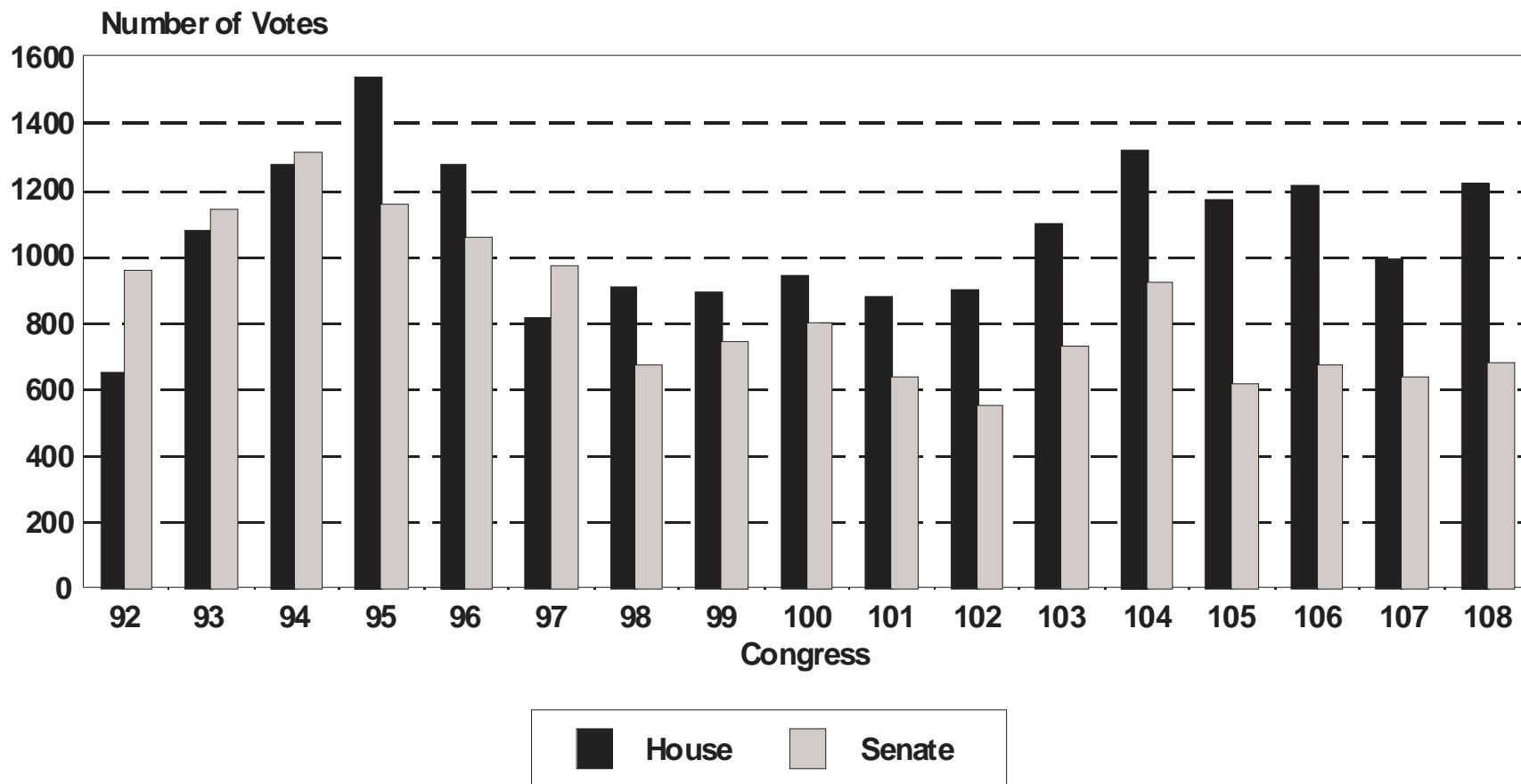


Figure 2. Total Number of Record Votes (Yea/Nay and Recorded), House of Representatives, by Session, 92nd Congress-108th Congress, 1971-2004

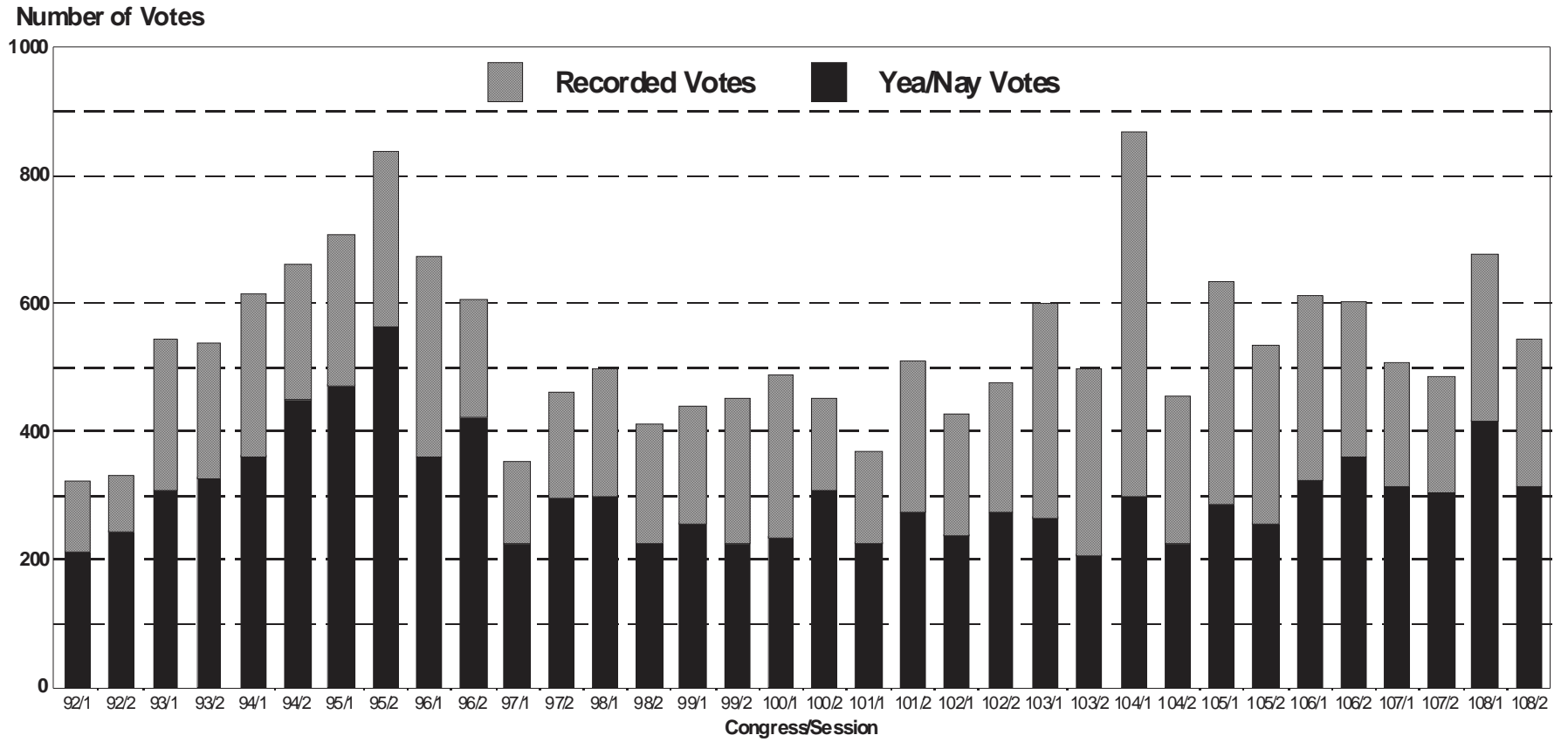
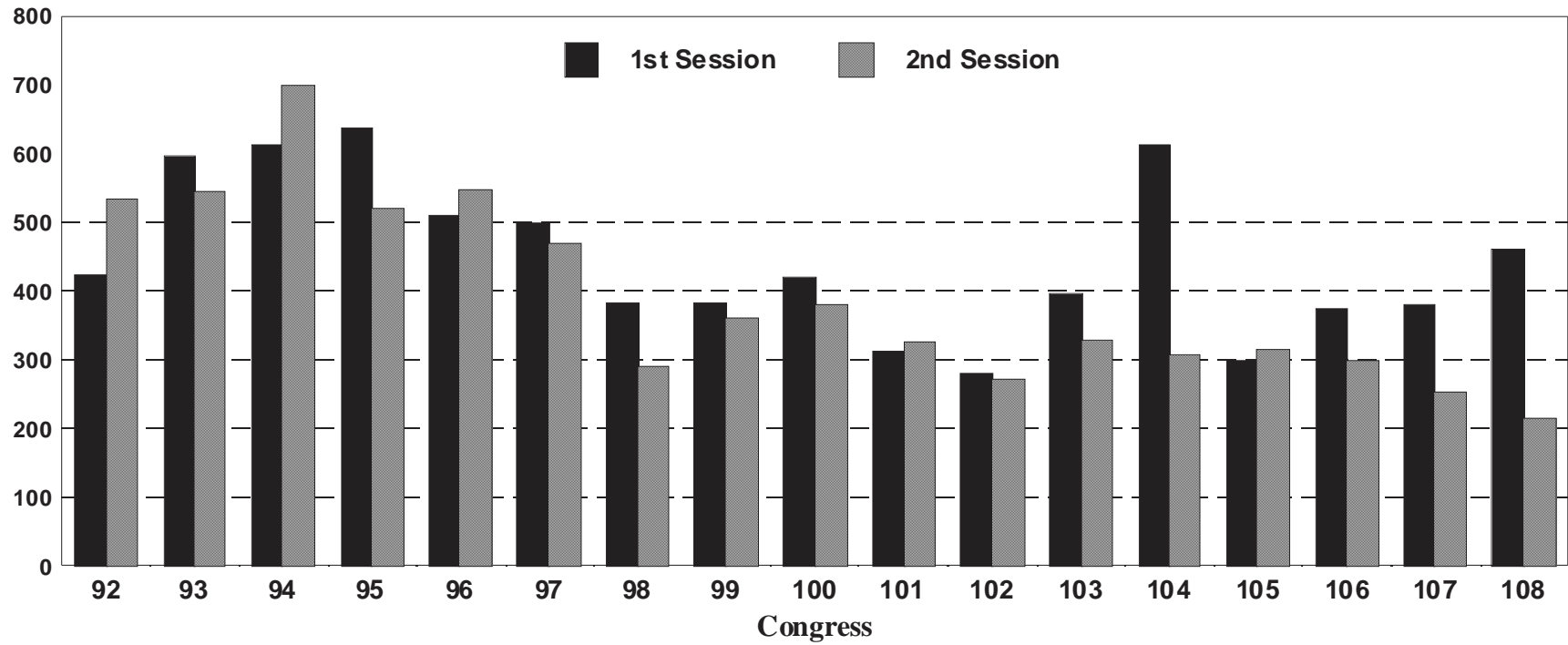


Figure 3. Total Number of Record Votes, Senate, by Session, 92nd Congress-108th Congress, 1971-2004

Number of Votes



Author Contact Information

(name redacted)

EveryCRSReport.com

The Congressional Research Service (CRS) is a federal legislative branch agency, housed inside the Library of Congress, charged with providing the United States Congress non-partisan advice on issues that may come before Congress.

EveryCRSReport.com republishes CRS reports that are available to all Congressional staff. The reports are not classified, and Members of Congress routinely make individual reports available to the public.

Prior to our republication, we redacted names, phone numbers and email addresses of analysts who produced the reports. We also added this page to the report. We have not intentionally made any other changes to any report published on EveryCRSReport.com.

CRS reports, as a work of the United States government, are not subject to copyright protection in the United States. Any CRS report may be reproduced and distributed in its entirety without permission from CRS. However, as a CRS report may include copyrighted images or material from a third party, you may need to obtain permission of the copyright holder if you wish to copy or otherwise use copyrighted material.

Information in a CRS report should not be relied upon for purposes other than public understanding of information that has been provided by CRS to members of Congress in connection with CRS' institutional role.

EveryCRSReport.com is not a government website and is not affiliated with CRS. We do not claim copyright on any CRS report we have republished.